

EXHIBIT T-1

# SHAKER HEIGHTS CITY SCHOOL DISTRICT

OFFICE OF THE TREASURER  
15600 Parkland Drive  
Shaker Heights, Ohio 44120  
(216) 295-4316

Bryan C. Christman  
Treasurer

## FINANCIAL STATEMENTS DECEMBER 2022

# INDEX

<b><u>SECTION #</u></b>	<b><u>SECTION NAME</u></b>
1.	FINANCIAL AND MISCELLANEOUS BRIEFS
2.	CHARTS
3.	CONSOLIDATED INVESTMENT PORTFOLIO
4.	FINANCIAL STATEMENTS
5.	FINANCIAL REPORT BY BANK
6.	FINANCIAL REPORT BY FUND
7.	REVENUE ACCOUNT SUMMARY
8.	BUDGET ACCOUNT SUMMARY
9.	SUMMARY CHECK REGISTER – ALL CHECKS
10.	BOND ISSUE EXPENDITURE SUMMARY

## **1. FINANCIAL AND MISCELLANEOUS BRIEFS**

**SHAKER HEIGHTS BOARD OF EDUCATION  
SHAKER HEIGHTS, OHIO**

January 27, 2023

**TO:** Members, Shaker Heights Board of Education

**FROM:** Bryan C. Christman, Treasurer

**SUBJECT:** Financial and Miscellaneous Briefs

**I. DECEMBER 2022 FINANCIAL OVERVIEW**

The revenue activity for the month and for the fiscal year-to-date December 2022 has been similar to the same reporting period for the prior year with the following exceptions:

- **Real Estate Taxes (RET)** were \$0.5 million or 1.7% less than prior YTD due to slightly smaller tax advances and settlements received in July & August of this fiscal year as compared to the prior fiscal year; and \$103,104 or 0.3% above budget as projected through the end of the fiscal year.
- **Public Utility Personal Property Taxes (PUPPT)** were \$88,618 or 5.7% more than prior YTD; and \$11,015 above budget as projected through the end of the fiscal year.
- **Investment Earnings**, which were \$320,098 or 131.7% more than prior year, due to the increasing yield on our portfolio as the interest rates continue to rise in response to the Federal Reserve aggressive rate increase actions; and \$25,000 above budget as projected through the end of the fiscal year.
- **Other Local Revenues** were \$102,876 or 8.1% more than prior year which is primarily due to \$56,214 higher prescription drug rebates, \$41,430 higher tuition payments, and \$34,853 higher rentals this FYTD vs the prior year, combined with a Forfeited Land Sale proceeds distribution payment of \$55,361 from the County received in November 2022, partially offset by \$92,378 less property tax valuation settlement payments this FYTD vs the prior year, and \$150,000 above budget as projected through the end of the fiscal year;
- **State Foundation (SF)** revenues were \$23,130 or 0.3% more than prior year, and are \$170,000 above budget as projected through the end of the fiscal year. Fiscal 2023 is the second year under the new State biennial budget's Ohio Fair School Funding plan.
- **Homestead Exemption & Rollback (HERB)** revenues are \$7,767 less than prior year, and \$8,000 below budget as projected through the end of the fiscal year.
- **Other State Revenues** were \$541,768 or 354.0% more than prior year, but \$69,000 below budget as projected through the end of the fiscal year, due to the receipt of the restricted portions of the State Foundation payments under the Ohio Fair School Funding plan incorporated into the biennial budget beginning in July 2021, that was not implemented and paid until January 2022. The categories include Student Wellness & Success Funds, English Language Learners, Career Tech Education, Gifted Supplement, and the Disadvantaged Pupil Impact Aid; and
- **Federal Receipts** were \$365,591 more this fiscal YTD than last due to the receipt in November 2022 of the final settlement of the Fiscal 2020 Medicaid cost reimbursement report, which was delayed from June 2022; but only \$13,000 above budget as projected through the end of the fiscal year.

**Total Revenues** were \$0.9 million or 1.9% more than prior year due primarily to increases in Investment Earnings, Other Local, Other State and Federal revenues, partially offset by

lower Real Estate Tax receipts in the first six fiscal months vs last year; but only \$0.4 million or 0.39% above budget (excluding timing differences) as projected through the end of the fiscal year. **Total Expenditures** were \$2.8 million or 5.8% more than prior YTD due to routine cost increases including salary adjustments due to steps, combined with timing differences in some of the various expense categories; but only \$0.3 million or 0.34% above budget as projected through the end of the fiscal year. The bottom-line combined revenue and expenditure budget variance as projected through the end of the fiscal year amounts to a \$0.05 million **net favorable variance**, within budget expectations at this time.

---

## II. DECEMBER 2022 FINANCIAL DETAIL REVIEW

### A. GENERAL FUND (As of December 31, 2022)

#### REVENUE

##### 1. **Real Estate & Public Utility Personal Taxes:**

- \$0.5 million or 1.7% less Real Estate Taxes (RET) than prior YTD; and
- \$88,618 or 5.7% more Public Utility Personal Property Taxes (PUPPT) than prior YTD;
- Variance from prior year due to slightly smaller tax advances and settlements received in July & August of this fiscal year as compared to the prior fiscal year;
- 46.5% of estimated amount of RET received this year vs. 49.0% last year; and
- 40.5% of estimated amount of PUPPT received this year vs. 41.5% last year;
- \$103,104 or 0.3% above budget YTD for RET; and
- \$103,104 above budget as projected through the end of the fiscal year;
- \$11,015 or 0.7% above budget YTD for PUPPT; and
- \$11,015 above budget as projected through the end of the fiscal year.

##### 2. **Investment Earnings:**

- \$563,102 received this year;
- \$320,098 or 131.7% more than prior year;
- Increase due to the increasing yield on our portfolio as the interest rates continue to rise in response to the Federal Reserve aggressive rate increase actions.
- 53.5% of estimated amount received this year vs. 37.9% last year;
- \$37,379 or 7.1% above budget for YTD; but only
- \$25,000 above budget as projected through the end of the fiscal year.
- Cash-basis interest income varies month-to-month and year-to-year due to the varying maturity dates of the investment portfolio;
- At its July 27, 2022 meeting, the Committee decided to raise the target range for the federal funds rate to 2-1/4 to 2-1/2 percent and anticipates that ongoing increases in the target range will be appropriate. In addition, the Committee will continue reducing its holdings of Treasury securities and agency debt and agency mortgage-backed securities, as described in the Plans for Reducing the Size of the Federal Reserve's Balance Sheet that were issued in May. The Committee is strongly committed to returning inflation to its 2 percent objective.
- At its September 21, 2022 meeting, the Committee decided to raise the target range for the federal funds rate to 3 to 3-1/4 percent and anticipates that ongoing increases in the target range will be appropriate. In addition, the Committee will continue reducing its holdings of Treasury securities and agency debt and agency mortgage-backed securities, as described in the

Plans for Reducing the Size of the Federal Reserve's Balance Sheet that were issued in May. The Committee is strongly committed to returning inflation to its 2 percent objective.

- At its November 2, 2022 meeting, the Committee decided to raise the target range for the federal funds rate to 3-3/4 to 4 percent and anticipates that ongoing increases in the target range will be appropriate in order to attain a stance of monetary policy that is sufficiently restrictive to return inflation to 2 percent over time. In addition, the Committee will continue reducing its holdings of Treasury securities and agency debt and agency mortgage-backed securities, as described in the Plans for Reducing the Size of the Federal Reserve's Balance Sheet that were issued in May. The Committee is strongly committed to returning inflation to its 2 percent objective.
- **At its December 14, 2022 meeting, the Committee decided to raise the target range for the federal funds rate to 4-1/4 to 4-1/2 percent. The Committee anticipates that ongoing increases in the target range will be appropriate in order to attain a stance of monetary policy that is sufficiently restrictive to return inflation to 2 percent over time. In determining the pace of future increases in the target range, the Committee will take into account the cumulative tightening of monetary policy, the lags with which monetary policy affects economic activity and inflation, and economic and financial developments. In addition, the Committee will continue reducing its holdings of Treasury securities and agency debt and agency mortgage-backed securities, as described in the Plans for Reducing the Size of the Federal Reserve's Balance Sheet that were issued in May. The Committee is strongly committed to returning inflation to its 2 percent objective.**

We continue to monitor all aspects of our portfolio and the interest rate markets, in consultation with our investment advisor, the RedTree Investment Group.

Market Updates for December include:

- End of 2022 ended without many fireworks, many of the same trends are still around.
- Investors are looking to see reduced inflation, although some would say bond market is already pricing it in.
- The Federal Reserve is expected to raise interest rates in the first half of 2023, topping out near 5.00%

Operating Portfolio activity summary comments for this month include:

- December was focused on raising funds for liquidity purposes, we did purchase one longer term CD with a yield above 4.00%.
- There is ample liquidity built into the portfolio to meet any withdrawal needs.

### 3. Other Local Revenue:

- \$102,876 or 8.1% more than prior year which is primarily due to \$56,214 higher prescription drug rebates, \$41,430 higher tuition payments, and \$34,853 higher rentals this FYTD vs the prior year, combined with a Forfeited Land Sale proceeds distribution payment of \$55,361 from the County received in November 2022, partially offset by \$92,378 less property tax valuation settlement payments this FYTD vs the prior year;
- 49.2% of estimated amount received this year vs. 49.7% last year;
- \$372,932 or 37.1% above budget for YTD; but only
- \$150,000 above budget as projected through the end of the fiscal year.

**4. State Foundation:**

- \$23,130 or 0.3% more than prior year;
- Fiscal 2023 is the second year under the new State biennial budget's Ohio Fair School Funding plan;
- Normally, State Foundation payments are merely estimates until the ADM counts are finalized and adjusted starting in January.
- 51.1% of estimated amount received this year vs. 47.2% last year;
- \$171,666 or 2.3% above budget for YTD; and
- \$170,000 above budget as projected through the end of the fiscal year.

**5. Homestead Exemption & Rollback (HERB):**

- \$7,767 or 0.2% less than prior year;
- 50.0% of estimated amount received this year vs. 50.0% last year;
- \$7,767 or 0.2% below budget for YTD; and
- \$8,000 below budget as projected through the end of the fiscal year.

**6. Other State Revenue:**

- \$541,768 or 354.0% more than prior year, due to the receipt of the restricted portions of the State Foundation payments under the Ohio Fair School Funding plan incorporated into the biennial budget beginning in July 2021, that was not implemented and paid until January 2022. The categories include Student Wellness & Success Funds, English Language Learners, Career Tech Education, Gifted Supplement, and the Disadvantaged Pupil Impact Aid.
- 27.3% of estimated amount received this year vs. 11.2% last year;
- \$27,557 or 3.8% below budget for YTD; but
- \$69,000 below budget as projected through the end of the fiscal year.

**7. Federal Receipts:**

- \$365,591 more receipts this fiscal YTD than last due to the receipt in November 2022 of the final settlement of the Fiscal 2020 Medicaid cost reimbursement report, which was delayed from June 2022.
- 46.7% of estimated amount received this year vs. 7.1% last year;
- \$6,774 or 1.7% below budget for YTD; but
- \$13,000 above budget as projected through the end of the fiscal year.

**8. Total Revenue:**

- \$0.9 million or 1.9% more than prior year;
- Variance due primarily to increases in Investment Earnings, Other Local, Other State and Federal revenues, partially offset by lower Real Estate Tax receipts in the first six fiscal months vs last year.
- 46.9% of estimated amount received this year vs. 47.7% last year;
- \$0.7 million or 1.4% above budget for YTD, but only
- \$0.4 million or 0.39% above budget (excluding timing differences) as projected through the end of the fiscal year.

**EXPENDITURES**

**9. Salaries & Wages:**

- Payrolls averaged \$2,569,207 YTD this year vs. \$2,490,172 for prior YTD, for a 3.2% increase from last year's payrolls for the same number of year-to-date pay dates;
- Excluding sick leave severance payments, increase of 3.7% from prior year;
- Overall change reflects cumulative effect of contractual and step increases, retirements and replacements that went into effect over the last 12 months as well as timing of supplemental contract payments;

- YTD total salaries and wages (including severance payments) are \$1.1 million or 3.8% above prior year, different from above % due to timing of grant fund chargebacks;
  - Total salaries charged to the ESSER's Fund 507 amount to \$172,845 for December and \$1,027,575 this FYTD;
  - \$98,484 or 0.3% below budget for YTD; but only
  - \$20,000 below budget as projected through the end of the fiscal year.
  - Variance due to reasons listed above and below;
  - Classified overtime paid in December 2022 was \$18,738 more than December 2021, while the cumulative YTD payments totaled \$192,747 more than the prior YTD;
  - Classified temporary wages this YTD are \$18,866 less than last YTD, while certified temporary wages this YTD are \$13,447 more than prior YTD, for a combined net \$5,419 less this YTD;
  - Sick leave severance payments decreased by \$132,511 or 24.0% to \$419,166 through this YTD from \$551,677 for prior YTD;
  - Amount and timing of such payments vary from year to year depending on number of retirements.
10. **Fringe Benefits:**
- \$727,227 or 7.4% more than prior YTD, primarily due to health insurance increases;
  - \$2,504 or 0.0% below budget for YTD; but
  - \$134,900 above budget as projected through the end of the fiscal year.
11. **Purchased Services:**
- \$0.8 million or 13.9% more than prior YTD, including \$14,915 less for utilities, \$190,880 less for out-of-district tuition, \$186,442 more for pupil transportation, \$331,472 more for repairs & maintenance, and \$452,975 more for all other purchased services.
  - \$0.6 million or 10.7% above budget for YTD; but only
  - \$0.3 million above budget as projected through the end of the fiscal year.
12. **Textbooks, Materials & Supplies:**
- \$273,488 or 14.6% more than prior YTD;
  - \$164,896 or 8.3% above budget for YTD; but only
  - \$75,000 above budget as projected through the end of the fiscal year.
13. **Capital Outlay:**
- \$164,554 or 28.1% less than prior YTD;
  - \$423,090 or 50.1% below budget for YTD; but only
  - \$175,000 below budget as projected through the end of the year.
14. **Other Expenses:**
- \$87,403 or 7.1% more than prior YTD;
  - \$44,145 or 3.5% above budget for YTD; but
  - \$-0- above budget as projected through the end of the fiscal year.
15. **Transfers & Advances Out:**
- \$10,000 or 8.0% more than prior YTD;
  - \$-0- or 0.0% above budget for YTD; and
  - \$-0- above budget as projected through the end of the fiscal year.
16. **Total Expenditures:**
- \$2.8 million or 5.8% more than prior YTD;



- Variance due to routine cost increases including salary adjustments due to steps, combined with timing differences in some of the various expense categories;
- \$0.3 million or 0.6% above budget for YTD; and
- \$0.3 million or 0.34% above budget as projected through the end of the fiscal year.
- Outstanding Encumbrances current month-end total of \$14.4 million, which includes \$4.7 million for Professional & Technical Services, \$1.2 million for Repairs & Maintenance, \$0.9 million for utilities, \$1.7 million for out-of-district tuition, \$0.7 million for Pupil Transportation; \$2.7 million for Textbooks, Materials & Supplies; \$1.6 million for Capital Outlay; and \$0.2 million for Other Expenses, total \$474,772 more than prior year, primarily due to timing of encumbrances and payments.
- Encumbrance variance primarily attributable to \$1.1 million increase in Professional & Technical Services; \$0.1 million decrease in Repairs & Maintenance; \$0.3 million decrease in Utilities; \$0.2 million decrease in Out-of-District Tuition; \$0.2 million increase in Pupil Transportation; \$0.4 million decrease in Textbooks, Materials & Supplies; \$0.2 million increase in Capital Outlay; and \$0.06 million increase in Other Expenses.

## **B. CASH BALANCES**

1. **Cash Balance:** Cash balance reflects an increase of \$2.8 million from that of one year ago. This is due to the \$4.7 million higher beginning of year balance, decreased by the \$1.9 million larger excess of expenditures over revenues (or deficit) for the current YTD vs. the prior YTD.
2. **Cash Deficits - Grant Funds:** The following cash deficits are due to a delay in the receipt of state or federal fund cash requests from the State: Fund 507 - \$241,917; Fund 516 - \$267,559; Fund 551 - \$1,371; Fund 572 - \$125,674; Fund 587 - \$2,380; and Fund 590 - \$18,785.

## **C. OTHER ITEMS**

### **1. Property Tax Schedule A Analysis:**

We recently received from the County Budget Commission Schedule A information about the final tax duplicate for the property tax assessed value for tax year 2022 (tax collection year 2023). The new assessed values, which reflect year 2 after the 2021 Triennial Update, increased \$5.0 million overall for a 0.54% increase from the prior year level. The increase consists of a \$1.9 million increase in residential real estate, a \$1.0 million increase in commercial real estate (both are net of their respective shares of a total \$1.7 million of new construction since the last year), and a \$2.1 million increase in public utility tangible.

The total Schedule A projected general fund revenues are \$0.6 million higher than the prior year Schedule A (before adjusting for collection rates). This increase consists of: a \$96,000 increase in residential real estate, a \$62,000 increase in commercial real estate, and a \$395,000 increase in public utility tangible revenues. The public utility tangible tax increase is at a higher percentage of the increased public utility assessed value because it is taxed at the full voted tax rate since it is not subject to the House Bill No. 920 reduction factor that impacts the residential and commercial real estate. An historical summary of the voted and effective millage rates and the assessed values including the 2023 tax collection year is attached for your reference.

**2. Real Estate Tax Bills:**

As you are aware, the semi-annual real estate tax bills were mailed to taxpayers in late December for payments due in January. A copy of the County Treasurer's insert enclosed with the tax bill entitled "Levy Impacts on Your Current Bill" lists those Cuyahoga County communities that were subject to new tax levies approved in 2022 and their respective tax increase amounts payable in 2023 for a \$100,000 market value home. A copy is attached for your reference. Note that the Cleveland Metro Parks passed a 2.70 mill replacement levy in 2022 resulting in an increase for all Cuyahoga County property taxpayers.

**3. Property Tax % Allocation:**

The total (District plus all other property tax levying authorities) residential effective rate for the 2023 collection year has increased 0.16 mills to 120.41 mills from its 120.25 level in 2022. This increase is attributable to an increase of 0.59 mills resulting from the Metro Parks 2.70 mill replacement levy, mostly offset by a reduction in all other millage amounts subject to the House Bill No. 920 effects resulting from a slight increase in residential assessed value from collection year 2022 to collection year 2023. See also Section II, C.1. *Property Tax Schedule A Analysis* above for additional details. A summary of the historical property tax percentage allocation is attached for your reference.

**SHAKER HEIGHTS CITY SCHOOL DISTRICT  
MILLAGE and ASSESSED VALUES**

Mills&AssValueHistory2023Rev01-06-23  
1/6/2023

	B	C	D	F	G	H	I	J	K	L	M
4		Final ao 12/??/22	Final ao 11/29/21	Corr.12/17/20	Rev.11/25/19	Rev.12/26/18	Rev.01/03/18	Orig.12/27/16	Orig.12/30/15	Orig.12/29/14	Orig.12/19/13
5	Tax Year	<u>2022</u>	<u>2021</u>	<u>2020</u>	<u>2019</u>	<u>2018</u>	<u>2017</u>	<u>2016</u>	<u>2015</u>	<u>2014</u>	<u>2013</u>
6	Tax Collection Year	<u>2023</u>	<u>2022</u>	<u>2021</u>	<u>2020</u>	<u>2019</u>	<u>2018</u>	<u>2017</u>	<u>2016</u>	<u>2015</u>	<u>2014</u>
7						Reapp.			Update		
8	Assessed Value:										
9	A/R Real	\$829,673,330	\$827,762,240	\$778,380,050	\$781,333,140	\$780,953,140	\$723,905,650	\$729,004,600	\$730,582,810	\$696,083,470	\$701,293,730
10	Other Real	89,239,710	88,277,310	82,481,570	81,042,160	81,759,150	71,385,660	72,479,180	72,725,130	72,451,880	77,608,500
11	Public Utility Tangible	23,700,170	21,544,590	20,175,570	18,764,080	17,489,560	16,650,160	15,510,410	14,677,340	14,404,410	13,746,470
12	Tangible Pers. Prop	0	0	0	0	0	0	0	0	0	0
13	Total	\$942,613,210	\$937,584,140	\$881,037,190	\$881,139,380	\$880,201,850	\$811,941,470	\$816,994,190	\$817,985,280	\$782,939,760	\$792,648,700
14	% Inc(Dec)from Pr/Yr	0.54%	6.42%	-0.01%	0.11%	8.41%	-0.62%	-0.12%	4.48%	-1.22%	-0.03%
15	Total Per ACFR										
16											
17											
18	Bond LevyPassed:						\$30,000,000				
19											
20	Perm. Impr. LevyPassed:						1.25				
21											
22	New Oper. Millage:									6.9	
23											
24	Gross Millage-A/R:										
25	Inside	4.100000	4.100000	4.100000	4.100000	4.100000	4.100000	4.100000	4.100000	4.100000	4.100000
26	Voted-General	179.330000	179.330000	179.330000	179.330000	179.330000	179.330000	179.330000	179.330000	179.330000	172.430000
27	Voted-Perm. Impr.	1.250000	1.250000	1.250000	1.250000	1.250000	1.250000	1.250000	1.250000	1.250000	1.250000
28	Voted-Bond Ret.	4.150000	4.500000	4.500000	4.500000	5.800000	5.800000	3.300000	3.300000	3.400000	3.400000
29	Total	188.830000	189.180000	189.180000	189.180000	190.480000	190.480000	186.730000	186.730000	186.830000	179.930000
30											
31	Net Millage-A/R(w/BR&PI)	86.447652	86.870521	91.806222	91.329051	92.546473	99.059672	94.724326	94.562135	99.073599	91.727051
32	% Inc(Dec)from Pr/Yr	-0.5%	-5.4%	0.5%	-1.3%	-6.6%	4.6%	0.2%	-4.6%	8.0%	-0.1%
33	# Inc(Dec)from Pr/Yr	-0.422869	-4.935701	0.477171	-1.217422	-6.513199	4.335346	0.162191	-4.511464	7.346548	-0.073890
34											
35	Net Millage-A/R P.I. ONLY	1.096312	1.097335	1.166532	1.159842	1.158685	1.250000	n/a	n/a	n/a	n/a
36											
37	Net Millage-Other(w/BR&PI)	105.616727	106.365225	113.310605	115.525664	115.887977	132.234080	127.926587	127.864305	126.993022	117.121815
38	% Inc(Dec)from Pr/Yr	-0.7%	-6.1%	-1.9%	-0.3%	-12.4%	3.4%	0.0%	0.7%	8.4%	0.8%
39	# Inc(Dec)from Pr/Yr	-0.748498	-6.945380	-2.215059	-0.362313	-16.346103	4.307493	0.062282	0.871283	9.871207	0.914485
40											
41	New Construction(incld above):										
42	Type I & II	\$1,744,670	\$814,180	\$2,529,120	\$1,975,140	\$273,330	\$1,426,290	\$741,380	\$2,120,030	\$959,779	\$1,709,400
43	% Inc(Dec)from Pr/Yr	114.3%	-67.8%	28.0%	622.6%	-80.8%	92.4%	-65.0%	120.9%	-43.9%	14.8%
44											
45	Exempt Property:Stmt N,OD	<u>6/30/23</u>	<u>6/30/22</u>	<u>6/30/21</u>	<u>6/30/20</u>	<u>6/30/19</u>	<u>6/30/18</u>	<u>6/30/17</u>	<u>6/30/16</u>	<u>6/30/15</u>	<u>6/30/14</u>
46	TotalExemptProperty	\$86,247,720	\$86,283,800	\$82,355,080	\$81,571,540	\$71,776,220	\$68,595,500	\$66,615,060	\$66,479,440	\$65,167,580	\$63,750,100
47	% Inc(Dec)from Pr/Yr	0.0%	4.8%	1.0%	13.6%	4.6%	3.0%	0.2%	2.0%	2.2%	0.0%
107	AV Changes-Inc(Dec):										
108	A/R Real	1,911,090	49,382,190	(2,953,090)	380,000	57,047,490	(5,098,950)	(1,578,210)	34,499,340	(5,210,260)	(867,650)
109	Other Real	962,400	5,795,740	1,439,410	(716,990)	10,373,490	(1,093,520)	(245,950)	273,250	(5,156,620)	(568,530)
110	Public Utility Tangible	2,155,580	1,369,020	1,411,490	1,274,520	839,400	1,139,750	833,070	272,930	657,940	1,161,020
111	Tangible Pers. Prop	0	0	0	0	0	0	0	0	0	0
112	Total	\$5,029,070	\$56,546,950	(\$102,190)	\$937,530	\$68,260,380	(\$5,052,720)	(\$991,090)	\$35,045,520	(\$9,708,940)	(\$275,160)
113	% Inc(Dec)from Pr/Yr	0.54%	6.42%	-0.01%	0.11%	8.41%	-0.62%	-0.12%	4.48%	-1.22%	-0.03%

## Levy Impacts on Your Current Bill

Property taxes are calculated based on the value of your property and the tax rate within your community. Your 2022 property value was used in calculating this tax bill. Most tax increases are due to levies approved by the voters in your community at elections held in 2022.

<b>Tax Unit</b>	<b>Full Year Cost for \$100,000 home</b>	<b>Tax Unit</b>	<b>Full Year Cost for \$100,000 home</b>
Bay Village	\$252.00	North Olmsted	\$273.00
North Royalton	\$12.01	Rocky River	\$171.50
Cleveland Metro Park District	\$27.12		

## Rates of Taxation for Tax Year 2022 Due in 2023

Rates are expressed in dollars and cents on each one thousand dollars of tax value.

Annual tax as a percentage of the market value of the property is also provided.

<b>CITY VILLAGE OR TOWNSHIP</b>	<b>VOTED TAX RATE</b>	<b>RESIDENTIAL/AGRICULTURAL</b>		<b>COMMERCIAL/INDUSTRIAL</b>	
		<b>EFFECTIVE TAX RATE</b>	<b>TAX AS A PERCENTAGE OF MARKET</b>	<b>EFFECTIVE TAX RATE</b>	<b>TAX AS A PERCENTAGE OF MARKET</b>
Bay Village	169.46	88.04	2.79%	107.75	3.77%
Beachwood	121.31	65.20	2.06%	77.65	2.72%
Beachwood/Warrensville	127.63	85.89	2.71%	103.75	3.63%
Bedford	123.55	80.22	2.51%	93.68	3.28%
Bedford Hts.	123.75	80.42	2.52%	93.88	3.29%
Bedford Hts./Orange	138.93	86.01	2.67%	95.91	3.36%
Bentleyville	158.60	83.34	2.64%	96.51	3.38%
Berea	127.52	74.82	2.35%	91.30	3.20%
Berea/Olmsted Falls	151.92	85.65	2.71%	91.03	3.19%
Bratenahl	129.03	82.86	2.61%	100.54	3.52%
Brecksville	118.97	69.07	2.19%	80.85	2.83%
Broadview Hts.	123.28	70.53	2.24%	82.76	2.90%
Broadview Hts./North Royalton	105.35	73.04	2.31%	75.78	2.65%
Brooklyn	96.67	77.93	2.46%	83.54	2.92%
Brooklyn Hts.	68.23	53.75	1.69%	60.39	2.11%
Brooklyn Hts/Parma	100.73	68.16	2.13%	77.86	2.73%
Brook Park	115.47	67.24	2.12%	82.83	2.90%
Brook Park/Cleveland	120.28	75.73	2.39%	91.68	3.21%
Chagrin Falls Township	150.90	77.26	2.45%	91.95	3.22%
Chagrin Falls Village	158.40	83.18	2.63%	98.91	3.46%
Cleveland Hts.	204.85	117.68	3.72%	142.35	4.98%
Cleveland Hts./East Cleveland	130.43	92.57	2.88%	105.48	3.69%
Cuyahoga Hts.	68.23	53.75	1.69%	60.39	2.11%
East Cleveland	130.71	92.85	2.88%	105.76	3.70%
Euclid	135.90	86.87	2.77%	106.77	3.74%
Fairview Park	142.86	83.69	2.65%	100.62	3.52%
Fairview Park/Berea	122.52	73.93	2.32%	89.86	3.15%
Fairview Park/Rocky River	135.70	74.08	2.34%	102.55	3.59%
Garfield Hts.	127.89	113.57	3.52%	114.11	3.99%
Garfield Hts./Cleveland	144.03	99.57	3.13%	115.54	4.04%
Gates Mills	131.28	80.90	2.54%	92.38	3.23%
Glenwillow	118.53	73.49	2.33%	90.29	3.16%
Highland Hts.	120.80	72.60	2.29%	82.61	2.89%
Hunting Valley	133.13	80.21	2.53%	90.03	3.15%
Independence	65.18	58.51	1.83%	62.70	2.19%
Lakewood	165.76	84.05	2.64%	109.04	3.82%
Linndale	118.33	73.87	2.34%	89.84	3.14%
Lyndhurst	150.92	92.44	2.90%	110.02	3.85%
Maple Hts.	127.43	101.31	3.15%	105.68	3.70%
Mayfield Village	121.80	72.32	2.28%	82.54	2.89%

<u>CITY VILLAGE OR TOWNSHIP</u>	<u>VOTED TAX RATE</u>	<u>EFFECTIVE TAX RATE</u>	<u>TAX AS A PERCENTAGE OF MARKET</u>	<u>EFFECTIVE TAX RATE</u>	<u>TAX AS A PERCENTAGE OF MARKET</u>
Mayfield Hts.	126.80	78.60	2.47%	88.61	3.10%
Middleburg Hts.	116.17	67.23	2.12%	83.04	2.91%
Moreland Hills/Chagrin Falls	160.00	86.36	2.75%	101.05	3.54%
Moreland Hills/Orange	127.33	74.41	2.33%	84.31	2.95%
Newburgh Hts.	147.33	100.84	3.16%	116.57	4.08%
North Olmsted	144.82	89.70	2.84%	113.10	3.96%
North Olmsted/Olmsted Falls	147.92	86.21	2.73%	90.71	3.17%
North Randall	126.93	85.19	2.69%	103.05	3.61%
North Royalton	101.03	69.67	2.20%	72.56	2.54%
North Royalton/Brecksville	118.96	67.17	2.13%	79.53	2.78%
Oakwood	105.65	62.32	1.97%	75.78	2.65%
Olmsted Township	167.62	92.67	2.96%	97.67	3.42%
Olmsted Falls	148.77	82.80	2.63%	88.07	3.08%
Olmsted Falls/Berea	123.37	70.97	2.23%	87.34	3.06%
Orange	124.03	71.11	2.22%	81.01	2.84%
Orange/Warrensville	130.63	88.89	2.80%	106.75	3.74%
Parma	104.73	71.01	2.22%	81.52	2.85%
Parma Hts.	107.33	74.76	2.33%	84.46	2.96%
Pepper Pike/Beachwood	126.81	70.21	2.21%	82.42	2.88%
Pepper Pike	126.53	73.13	2.28%	82.78	2.90%
Richmond Hts.	142.81	92.06	2.91%	99.31	3.48%
Richmond Hts./South Euclid	156.52	95.50	2.99%	113.74	3.98%
Rocky River	134.45	73.28	2.32%	101.42	3.55%
Seven Hills	110.57	75.91	2.38%	85.13	2.98%
<b>Shaker Hts.</b>	<b>227.26</b>	<b>120.41</b>	<b>3.77%</b>	<b>141.12</b>	<b>4.94%</b>
Solon	119.03	73.79	2.34%	90.74	3.18%
Solon/Orange	120.83	67.72	2.11%	77.76	2.72%
South Euclid	158.27	97.89	3.08%	117.18	4.10%
South Euclid/Cleveland Hts	211.28	122.21	3.87%	148.58	5.20%
Strongsville	125.20	68.93	2.18%	81.50	2.85%
University Hts.	205.63	118.46	3.74%	143.13	5.01%
Valley View	70.53	55.69	1.75%	62.35	2.18%
Walton Hills	105.15	61.82	1.95%	75.28	2.63%
Highland Hills Village	144.33	97.54	3.06%	111.34	3.90%
Warrensville Hts.	133.33	87.68	2.76%	106.25	3.72%
Warrensville/Orange	126.73	69.90	2.18%	80.52	2.82%
Westlake	103.75	60.91	1.91%	69.11	2.42%
Woodmere	121.33	68.41	2.14%	78.31	2.74%
Cleveland	128.23	83.77	2.64%	99.74	3.49%
Cleveland/Berea	123.42	75.28	2.36%	90.88	3.18%
<b>Cleveland/Shaker Hts.</b>	<b>230.06</b>	<b>123.21</b>	<b>3.86%</b>	<b>143.92</b>	<b>5.04%</b>

**Closing Date for the payment of First Half 2022 taxes is January 26, 2023.**

**Tax bills may be obtained by calling 216-443-7420 or by visiting the Treasury Website:**

**<https://cuyahogacounty.us/treasury>**

### **WAYS TO PAY YOUR PROPERTY TAX**

<b>BY MAIL:</b>	Mail your bottom portion of the bill in the enclosed envelope, please write parcel number on check.
<b>ONLINE:</b>	PAY BY E-CHECK (free) or CREDIT CARD (fee added), visit <a href="https://cuyahogacounty.us/treasury">https://cuyahogacounty.us/treasury</a>
<b>BY PHONE:</b>	CALL 1-877-738-1212 to pay your property taxes by credit card (fee added) or e-check (free)
<b>DROP BOX (Inside):</b>	Cuyahoga County Administrative Headquarters and all County Automobile Title Agencies.
<b>IN PERSON:</b>	Pay by cash, check, money order or credit card (fee added) at the Cuyahoga County Administrative Headquarters.
<b>BANK:</b>	KeyBank - All branches in Cuyahoga County (checks only)

**The last day KeyBank will accept payments is January 19, 2023.**

**Cuyahoga County Treasury Department – Cuyahoga County Administrative Headquarters**

**2079 East Ninth Street – Cleveland, Ohio 44115**

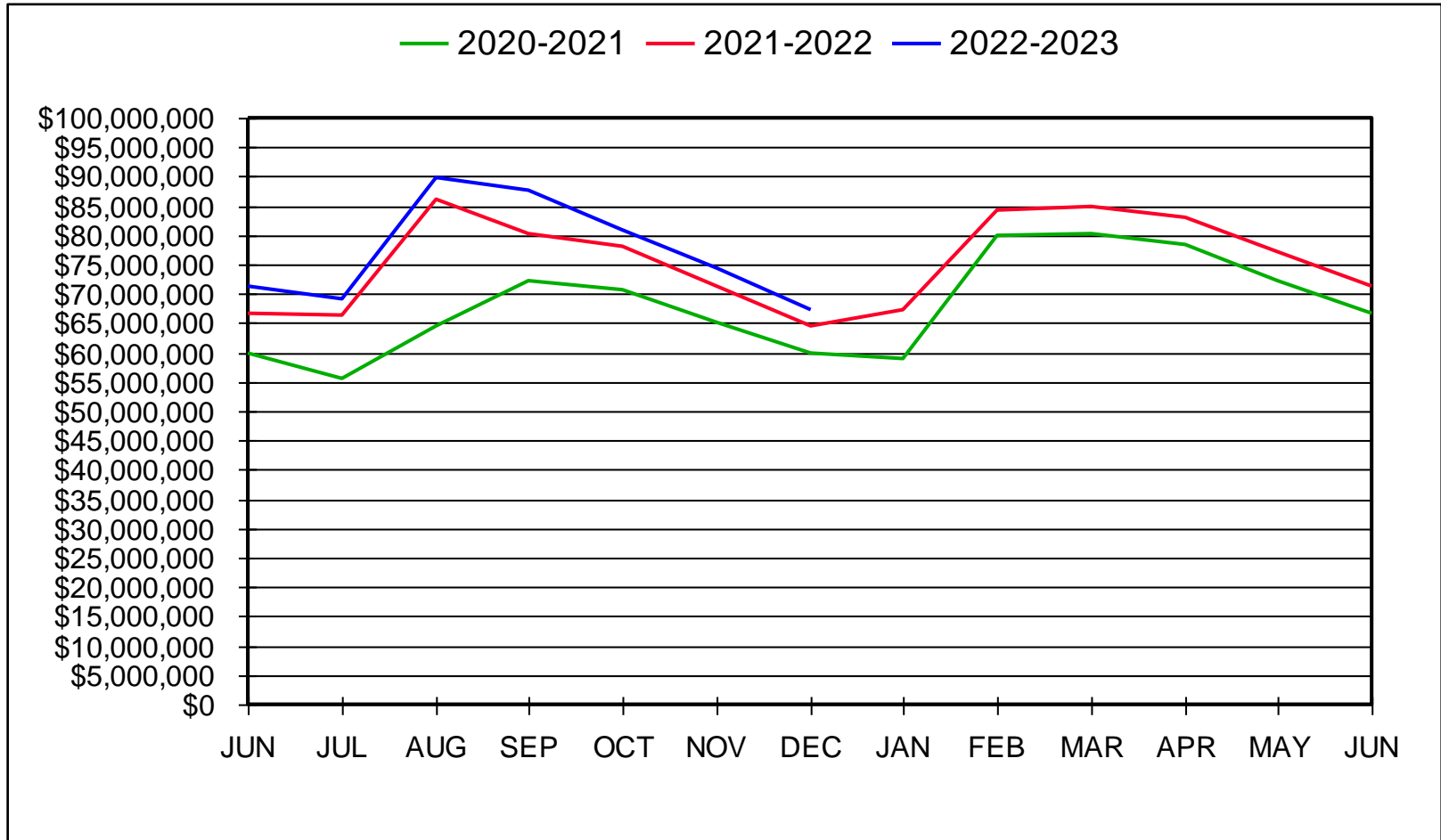
**216-443-7420**

Tax Bill % Allocation-Shaker Rev.01-06-23/Sheet1  
1/6/2023

X-2.70 mill  
Replacement

## **2. CHARTS**

# SHAKER HEIGHTS CITY SCHOOL DISTRICT GENERAL FUND CASH BALANCE



December 31, 2022

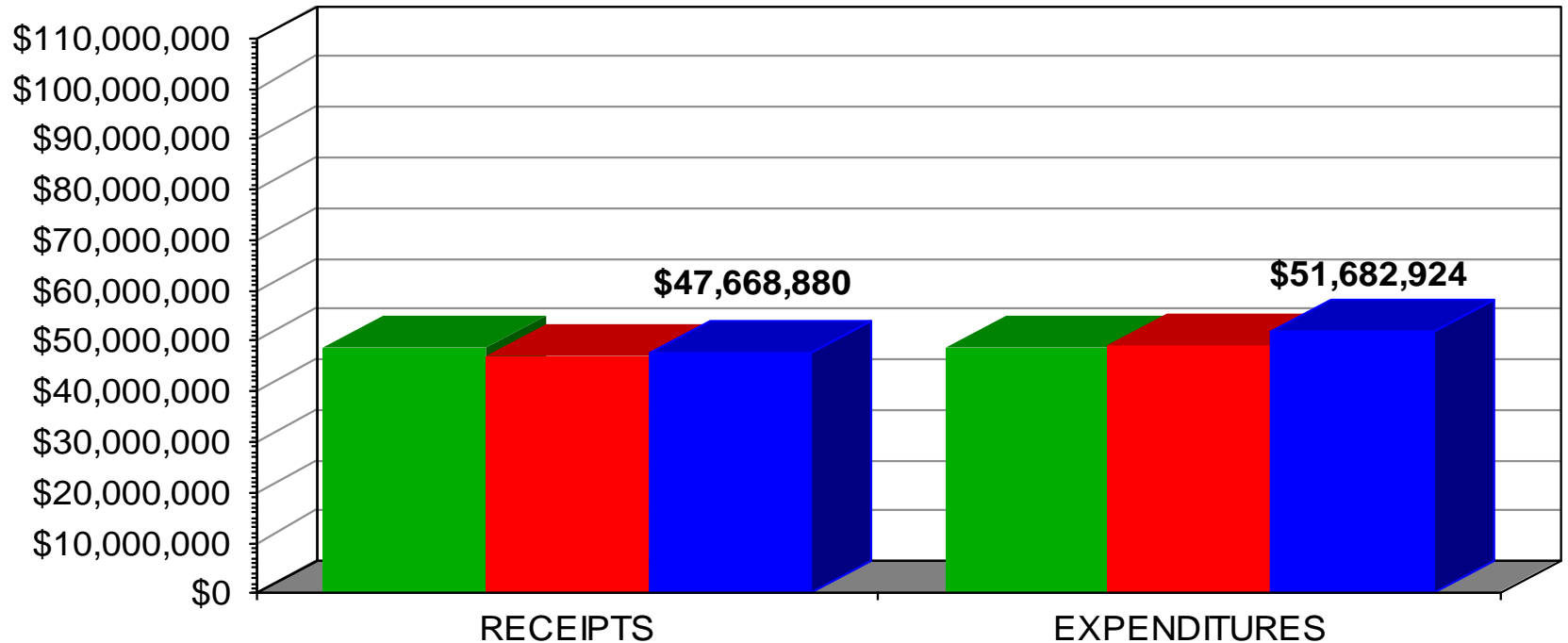


# SHAKER HEIGHTS CITY SCHOOL DISTRICT

## GENERAL FUND

(Fiscal Year to Date)

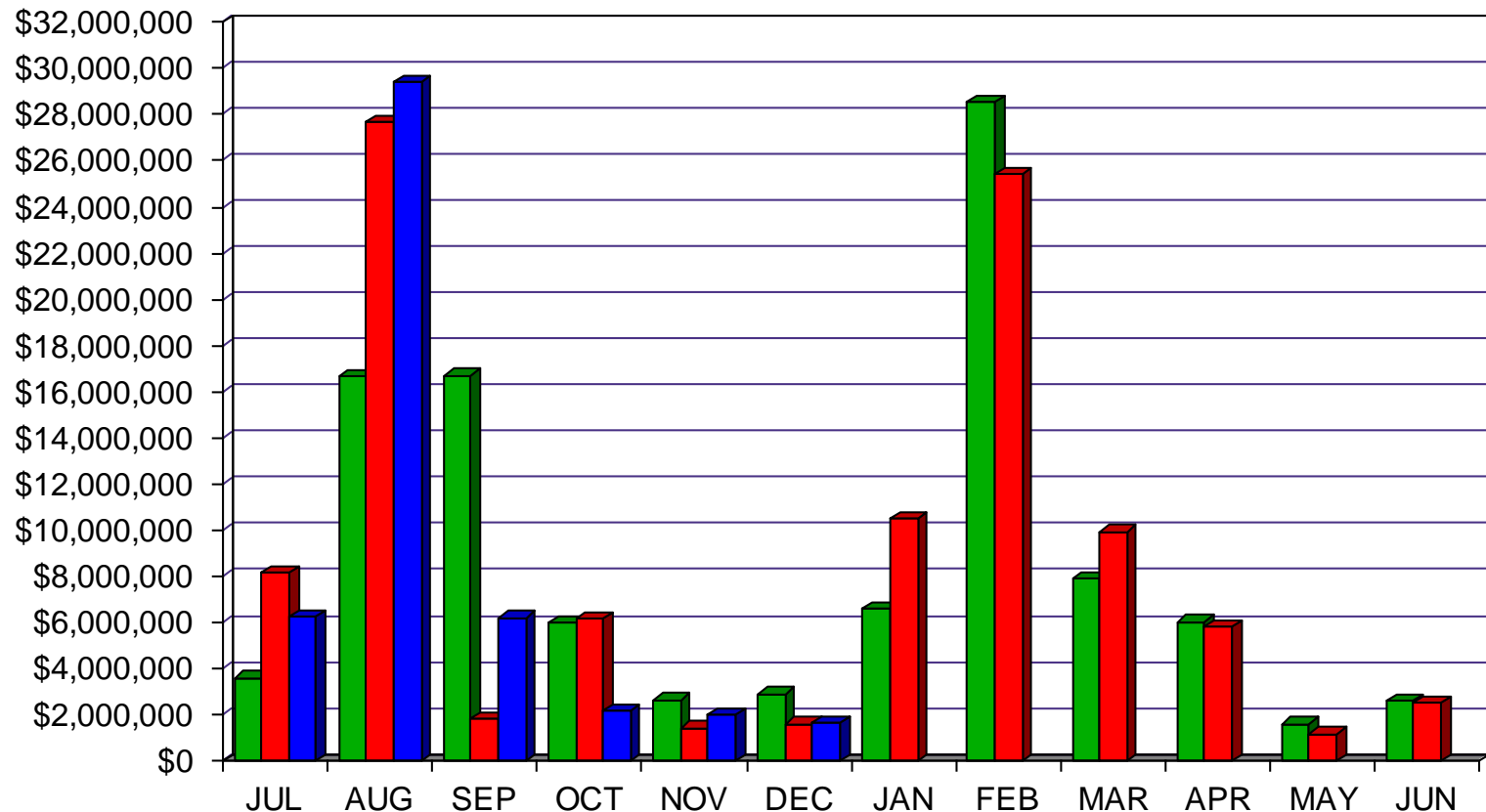
■ 2020-2021 ■ 2021-2022 ■ 2022-2023



December 31, 2022

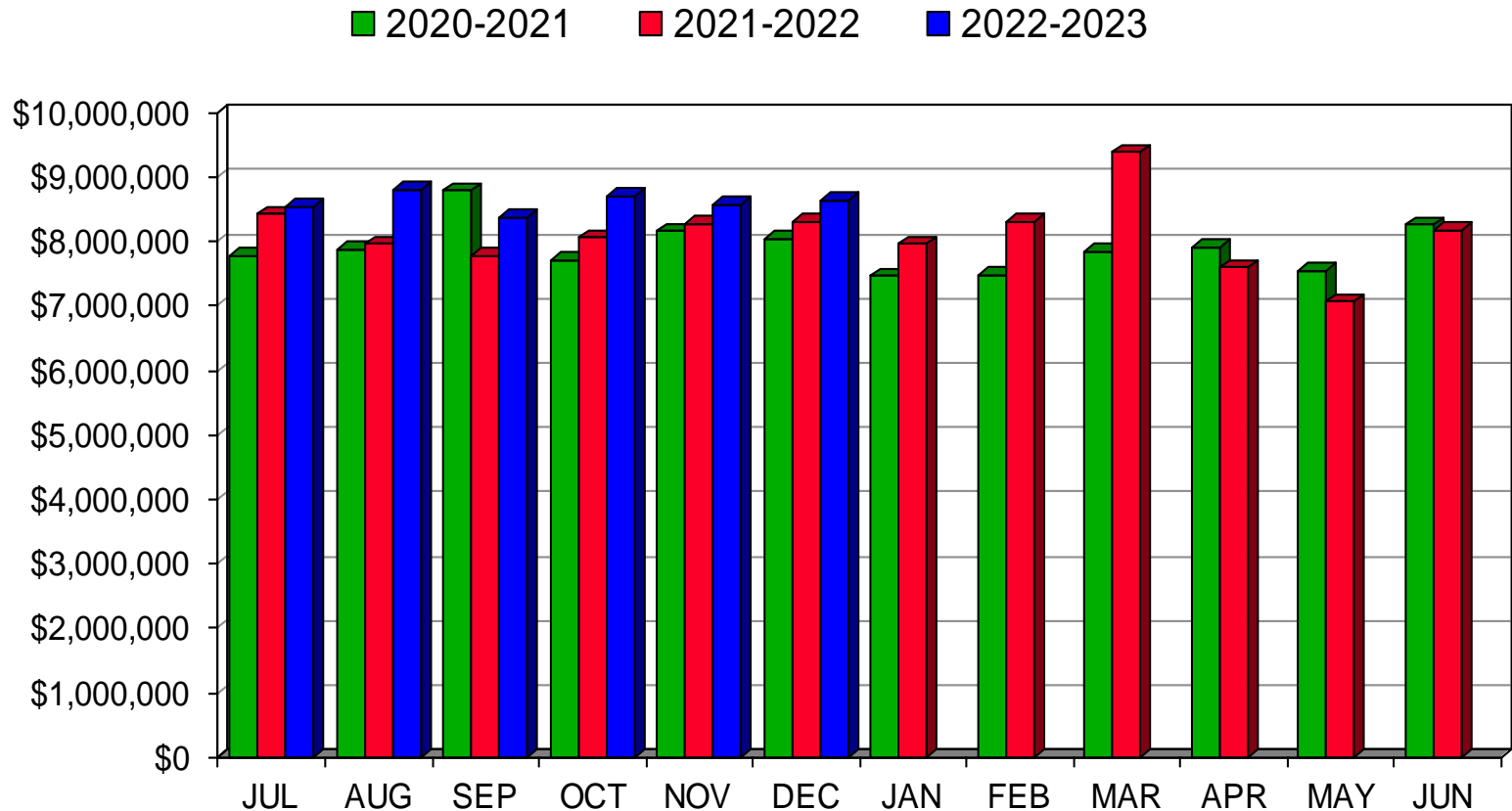
# SHAKER HEIGHTS CITY SCHOOL DISTRICT GENERAL FUND RECEIPTS

■ 2020-2021 ■ 2021-2022 ■ 2022-2023



December 31, 2022

# SHAKER HEIGHTS CITY SCHOOL DISTRICT GENERAL FUND EXPENDITURES



**December 31, 2022**

### **3. CONSOLIDATED INVESTMENT PORTFOLIO**



	Total Investments	Average Yield	Average Maturity
<b>RedTree Investment Account - Operations:</b>			
U.S. Government Agency Notes	\$ 34,580,764.15	1.32%	1.99 yrs
Commercial Paper	\$ 16,404,188.39	3.89%	0.35 yrs
Certificates of Deposit	\$ 10,378,813.85	2.52%	1.3 yrs
Variable Rate U.S. Agency Notes	\$ 530,000.00	1.09%	3.09 yrs
U.S Treasury Notes	\$ 11,752,598.83	1.69%	1.35 yrs
Municipal Bonds	\$ 4,755,961.45	1.35%	1.74 yrs
Money Market Fund	\$ 417,294.98	4.15%	1 day
<b>Total Portfolio</b>	<b>\$ 78,819,621.65</b>	<b>2.11%</b>	<b>1.42 yrs</b>
<b>Cash</b>			
Star Ohio - General	\$ 3,132,948.51	4.48%	1 day
Huntington Operating	\$ 1,102,143.20	0.05%	1 day
<b>Total Portfolio</b>	<b>\$ 83,054,713.36</b>	<b>2.15%</b>	<b>1.37 yrs</b>



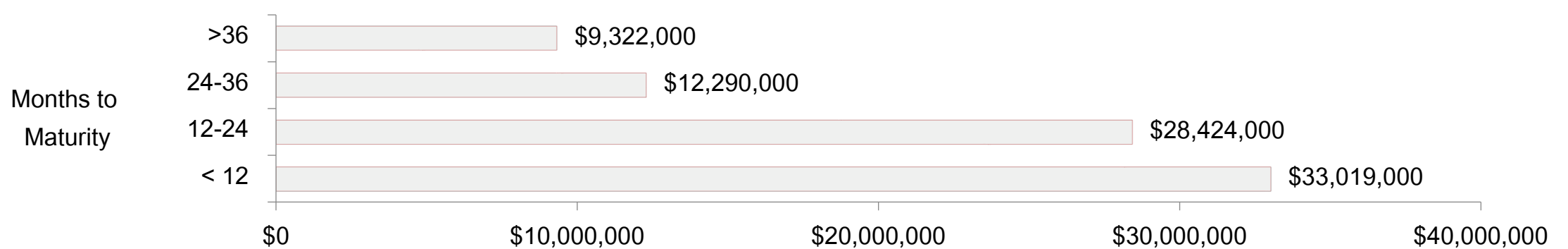
## Market Update

- End of 2022 ended without many fireworks, many of the same trends are still around.
- Investors are looking to see reduced inflation, although some would say bond market is already pricing it in.
- The Federal Reserve is expected to raise interest rates in the first half of 2023, topping out near 5.00%

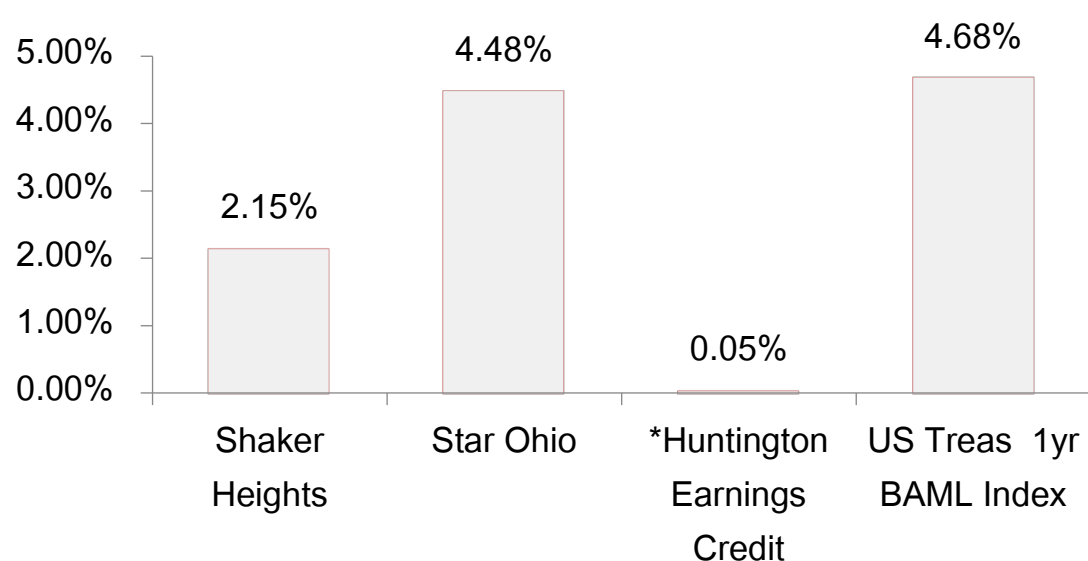
## Operating Portfolio: Summary of Monthly Activity

- December was focused on raising funds for liquidity purposes, we did purchase one longer term CD with a yield above 4.00%.
- There is ample liquidity built into the portfolio to meet any withdrawal needs.

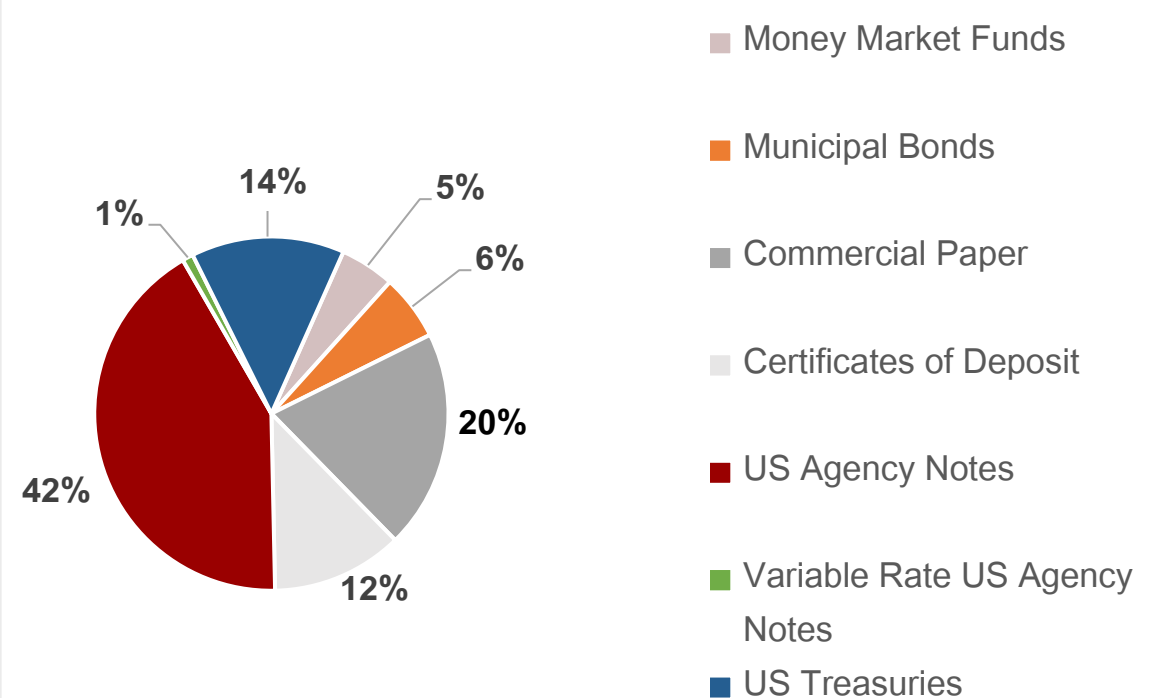
### Maturity Distribution



### Yield Comparison



### Investment Allocation



\*Earnings credit to offset bank charges; does not pay actual interest



**Shaker  
Heights  
Schools**

# Monthly Investment Report

## December 31, 2022



**REDTREE**  
INVESTMENT GROUP

### Redeemed Securities : Sales, Calls, and Maturities

Security	Maturity Date	CUSIP	Date	Original Cost Basis	Income Received
Bank of Montreal (Sale)	1/18/2023	06369MNJ8	12/9/2022	\$983,150.00	\$12,116.67
Citigroup (Sale)	2/1/2023	17327BP17	12/9/2022	\$377,738.47	\$4,662.78
JP Morgan (Sale)	2/17/2023	46640QPH8	12/9/2022	\$990,958.33	\$8,361.11
MUFG Bank (Sale)	4/18/2023	62479MRJ4	12/9/2022	\$778,996.00	\$7,137.34
MUFG Bank (Sale)	2/24/2023	62479MPQ0	12/9/2022	\$1,964,498.34	\$15,353.32
Mizuho Securities (Sale)	1/20/2023	60689GNL6	12/9/2022	\$983,442.50	\$11,482.50
Mizuho Securities (Sale)	1/30/2023	60689GNW2	12/9/2022	\$1,971,907.50	\$14,948.06
Royal Bank of Canada (RBC) (Sale)	2/27/2023	78009BPT3	12/9/2022	\$490,030.42	\$4,747.36
Royal Bank of Canada (RBC) (Sale)	3/24/2023	78009BQQ8	12/9/2022	\$487,725.42	\$5,274.58
Royal Bank of Canada (RBC) (Sale)	4/11/2023	78009BRB0	12/9/2022	\$973,480.83	\$9,948.34
Wells Fargo Natl Bank West, NV (Maturity)	12/13/2022	949495AA3	12/13/2022	\$248,502.00	\$368.38
Luana Savings Bank, IA (Maturity)	12/21/2022	549104GU5	12/21/2022	\$246,814.75	\$2,786.36
<b>Total Redeemed Securities</b>				<b>\$10,497,244.56</b>	<b>\$97,186.80</b>

### Purchased Securities

Security	Maturity Date	CUSIP	Date	Cost Basis	Projected Annual Income
EagleBank, MD	12/23/2025	27002YFJ0	12/23/2022	\$248,626.50	\$10,956.00
<b>Total Security Purchases</b>				<b>\$248,626.50</b>	<b>\$10,956.00</b>

### Interest Earnings Received

Asset Class	Total Income Received
Cash (Star Ohio/Huntington)	\$19,093.69
Money Market Funds	\$1,901.46
Certificates of Deposit	\$21,803.23
Commercial Paper	\$94,032.06
Municipal Bonds	\$8,883.20
U.S. Agency Notes	\$27,703.13
<b>Total Interest Earnings for the period</b>	<b>\$173,416.77</b>

### Realized Gains and Losses

Security	CUSIP	Realized Gain/Loss
Wells Fargo Natl Bank West, NV (Maturity)	949495AA3	\$498.00
Luana Savings Bank, IA (Maturity)	549104GU5	\$185.25
<b>Total Realized Gains and Losses for the period</b>		<b>\$683.25</b>



RedTree Investment Group  
Portfolio Holdings Report  
*Shaker Heights City Schools*  
*US Bank Custodian Acct Ending x71036*  
December 31, 2022



Quantity	CUSIP	Security	Coupon	Maturity Date	Call Date	Trade Date	Cost Basis	Market Value	Yield at Cost	Wtd Maturity
<b>U.S. GOVERNMENT AGENCY NOTES</b>										
500,000	3130ANDP2	Federal Home Ln Bank	0.25	08-18-23	02-18-23	08-18-21	500,000.00	486,057.42	0.25	0.62
800,000	3133EMHL9	Federal Farm Credit Bank	0.31	11-30-23	01-15-23	08-23-21	800,000.00	767,166.94	0.31	0.89
1,000,000	3137EAF2	Federal Home Ln Mtg	0.25	12-04-23		04-13-21	998,770.00	958,593.87	0.30	0.91
1,255,000	3130A0F70	Federal Home Ln Bank	3.37	12-08-23		08-18-22	1,253,280.65	1,237,022.15	3.48	0.91
1,000,000	3130AMT36	Federal Home Ln Bank	0.25	12-29-23	03-29-23	06-29-21	1,000,000.00	955,495.58	0.25	0.97
1,500,000	3130A0XE5	Federal Home Ln Bank	3.25	03-08-24		08-16-22	1,497,675.00	1,473,219.40	3.35	1.14
400,000	3130ALSG0	Federal Home Ln Bank	0.25	03-08-24		05-21-21	399,444.00	379,477.19	0.30	1.16
1,800,000	3130ALJ70	Federal Home Ln Bank	0.40	03-12-24	01-12-23	03-11-21	1,800,000.00	1,703,887.67	0.40	1.17
530,000	3130AN5N6	Federal Home Ln Bank	0.50	04-29-24	01-29-23	07-29-21	530,000.00	498,784.12	0.50	1.29
1,000,000	3133EMGF3	Federal Farm Credit Bank	0.35	05-16-24	01-15-23	11-19-20	998,250.00	940,583.26	0.40	1.34
500,000	3130ASYT0	Federal Home Ln Bank	3.51	05-28-24	08-28-23	08-30-22	500,000.00	492,663.25	3.51	1.34
2,000,000	3130ANMM9	Federal Home Ln Bank	0.54	08-26-24	02-26-23	08-26-21	2,000,154.00	1,863,335.98	0.54	1.61
1,000,000	3130AMFP2	Federal Home Ln Bank	0.50	08-27-24	02-27-23	05-26-21	1,000,000.00	930,952.95	0.50	1.61
500,000	3134GXQ49	Federal Home Ln Mtg	3.75	08-28-24	02-28-23	08-30-22	500,000.00	493,597.64	3.75	1.57
1,000,000	3130AMQY1	Federal Home Ln Bank	0.50	09-23-24	03-23-23	06-23-21	1,000,000.00	928,459.19	0.50	1.68
525,000	3130ANX88	Federal Home Ln Bank	0.50	09-27-24	03-27-23	09-27-21	524,842.50	487,256.25	0.51	1.69
1,500,000	3130ALTH7	Federal Home Ln Bank	0.51	09-30-24	03-30-23	03-26-21	1,500,000.00	1,392,013.33	0.51	1.70
345,000	3130APH65	Federal Home Ln Bank	0.61	10-25-24	01-25-23	10-25-21	345,000.00	319,948.48	0.61	1.77
750,000	3130APQ81	Federal Home Ln Bank	1.00	11-08-24	02-08-23	11-08-21	750,000.00	701,220.23	1.00	1.80
1,000,000	3135G06E8	Federal Natl Mtg Assoc	0.42	11-18-24	02-18-23	11-18-20	998,250.00	920,679.11	0.46	1.83
1,000,000	3130AN5H9	Federal Home Ln Bank	0.70	01-22-25	01-22-23	07-22-21	1,000,000.00	921,416.24	0.70	2.00
1,500,000	3130ANP61	Federal Home Ln Bank	0.68	02-26-25	02-26-23	08-26-21	1,500,000.00	1,380,487.80	0.68	2.09
650,000	3133EMXS6	Federal Farm Credit Bank	0.72	04-28-25	01-15-23	08-26-21	650,000.00	591,363.81	0.72	2.25
850,000	3130ANAY6	Federal Home Ln Bank	0.70	04-29-25	01-29-23	07-29-21	849,872.50	776,330.70	0.70	2.26
1,200,000	3133ELC28	Federal Farm Credit Bank	0.73	05-27-25	01-15-23	08-31-21	1,200,000.00	1,097,181.38	0.73	2.34
400,000	3130ANTF7	Federal Home Ln Bank	0.70	06-16-25	03-16-23	09-16-21	400,000.00	363,789.00	0.70	2.39
500,000	3134GXE34	Federal Home Ln Mtg	4.05	07-25-25	01-25-23	07-25-22	500,000.00	492,995.22	4.05	2.37
600,000	3130ASVZ9	Federal Home Ln Bank	4.00	08-22-25	02-22-23	08-30-22	600,000.00	585,695.30	4.00	2.44
600,000	3134GXS21	Federal Home Ln Mtg	3.80	08-25-25	08-25-23	08-25-22	600,000.00	586,936.14	3.80	2.46
1,400,000	3134GWZV1	Federal Home Ln Mtg	0.65	10-22-25	01-22-23	10-23-20	1,400,000.00	1,257,673.58	0.65	2.72
1,400,000	3130ALCV4	Federal Home Ln Bank	0.75	02-24-26	02-24-23	02-23-21	1,400,000.00	1,247,989.69	0.75	3.04
1,400,000	3130AKZ25	Federal Home Ln Bank	0.65	02-26-26	02-26-23	02-24-21	1,400,000.00	1,243,817.04	0.65	3.05
500,000	3130AMSS2	Federal Home Ln Bank	1.05	06-30-26	03-30-23	06-30-21	500,000.00	445,539.97	1.05	3.37
1,000,000	3133ENF96	Federal Farm Credit Bank	3.96	08-17-26	08-17-23	08-17-22	1,000,000.00	978,520.47	3.96	3.29
500,000	3133ENH45	Federal Farm Credit Bank	3.12	08-24-26		08-24-22	497,013.00	482,277.77	3.29	3.37
500,000	3130ANNP1	Federal Home Ln Bank	1.10	08-24-26	01-24-23	08-30-21	500,000.00	444,379.35	1.10	3.49
500,000	3130ANQD5	Federal Home Ln Bank	1.37	08-26-26		08-26-21	504,985.00	453,706.68	1.17	3.48
435,000	3130ANXU9	Federal Home Ln Bank	1.00	09-30-26	03-30-23	09-30-21	435,000.00	384,069.18	1.00	3.60
500,000	3130AT3P0	Federal Home Ln Bank	5.00	09-14-27	01-14-23	09-28-22	500,000.00	496,109.75	5.00	4.09
250,000	3133ENL99	Federal Farm Credit Bank	3.37	09-15-27		09-15-22	248,227.50	243,296.46	3.53	4.26
	Accrued Interest							122,154.93		
							34,580,764.15	32,526,144.49	1.32	1.99
<b>VARIABLE RATE U.S. AGENCY NOTES</b>										
530,000	3130ALKB9	Federal Home Ln Bank	0.75	03-17-26	03-17-23	03-17-21	530,000.00	478,664.35	1.09	3.09
	Accrued Interest							1,148.33		
							530,000.00	479,812.68	1.09	3.09
<b>MUNICIPAL BONDS</b>										
170,000	668571FC1	Northwood LSD, OH GO		07-15-23		09-01-20	165,061.50	165,753.40	1.05	0.53
300,000	531677PC0	Licking Heights LSD, OH GO	0.71	12-01-23		08-01-20	300,000.00	289,926.00	0.71	0.90
525,000	560058X61	Mahoning County, OH GO	2.00	12-01-23		09-14-20	545,795.25	517,508.25	0.75	0.90
100,000	715093HY9	Perrysburg EVSD, OH GO		12-01-23		03-16-22	97,154.00	95,932.00	1.72	0.88
430,000	960470NV0	Westlake CSD, OH GO	0.35	12-01-23		10-19-21	430,000.00	414,378.10	0.35	0.90
150,000	117529FE2	Bryan CSD, OH GO	2.00	01-01-24		10-05-20	157,071.00	148,047.00	0.53	0.97
475,000	199492R50	City of Columbus, OH GO	0.37	04-01-24		02-17-21	475,000.00	448,894.00	0.37	1.22
200,000	668571FD9	Northwood LSD, OH GO		07-15-24		09-01-20	190,886.00	185,664.00	1.24	1.43
210,000	530336DU7	Liberty Center LSD, OH GO		11-01-24		08-01-20	200,134.20	192,845.10	1.17	1.69

**Disclosures:**

RedTree's internal accounting system is used as the source of the market value of this account. Although obtained from a source believed to be reliable, we cannot guarantee its accuracy. You should review all account statements provided by the custodian and compare with the statements provided by RedTree.

Questions? Call 888.596.2293 or email [info@redtreeinv.com](mailto:info@redtreeinv.com)





RedTree Investment Group  
Portfolio Holdings Report  
*Shaker Heights City Schools*  
**US Bank Custodian Acct Ending x71036**  
December 31, 2022



Quantity	CUSIP	Security	Coupon	Maturity Date	Call Date	Trade Date	Cost Basis	Market Value	Yield at Cost	Wtd Maturity
700,000	677581JB7	State of Ohio, OH REV	0.52	12-15-24		06-08-21	700,000.00	643,881.00	0.52	1.90
175,000	117529FF9	Bryan CSD, OH GO	2.00	01-01-25		10-05-20	184,859.50	169,653.75	0.65	1.92
1,310,000	199492Y94	City of Columbus, OH GO	3.12	04-01-26		05-17-22	1,310,000.00	1,251,128.60	3.12	3.02
	Accrued Interest							15,241.28		
							4,755,961.45	4,538,852.48	1.35	1.74
<b>U.S. TREASURY NOTES</b>										
565,000	91282CBU4	US Treasury Note	0.12	03-31-23		07-13-21	564,095.12	559,213.83	0.22	0.24
945,000	91282CCU3	US Treasury Note	0.12	08-31-23		09-24-21	942,563.67	916,465.72	0.26	0.65
400,000	9128285U0	US Treasury Note	2.62	12-31-23		06-30-22	397,343.75	391,859.20	3.08	0.97
1,500,000	912828W48	US Treasury Note	2.12	02-29-24		08-05-22	1,476,562.50	1,456,699.50	3.15	1.12
1,000,000	91282CBR1	US Treasury Note	0.25	03-15-24		08-09-21	997,929.69	948,398.00	0.33	1.17
400,000	91282CEG2	US Treasury Note	2.25	03-31-24		06-28-22	394,765.62	388,218.80	3.02	1.20
3,380,000	91282CBV2	US Treasury Note	0.37	04-15-24		06-30-21	3,375,432.81	3,199,646.58	0.42	1.26
500,000	91282CEK3	US Treasury Note	2.50	04-30-24		07-25-22	493,378.91	485,937.50	3.28	1.28
350,000	91282CEX5	US Treasury Note	3.00	06-30-24		06-30-22	349,507.81	341,742.10	3.07	1.44
1,050,000	91282CFG1	US Treasury Note	3.25	08-31-24		08-31-22	1,047,949.22	1,028,548.50	3.35	1.58
530,000	9128283D0	US Treasury Note	2.25	10-31-24		04-12-22	524,161.72	509,317.81	2.70	1.76
705,000	9128284Z0	US Treasury Note	2.75	08-31-25		08-31-22	692,579.88	678,231.85	3.37	2.51
500,000	91282CCZ2	US Treasury Note	0.87	09-30-26		09-30-21	496,328.13	444,570.50	1.03	3.61
	Accrued Interest							40,715.15		
							11,752,598.83	11,389,565.06	1.69	1.35
<b>CERTIFICATES OF DEPOSIT</b>										
246,000	88413QCH9	Third Federal Savings & Loan, OH	2.80	02-28-23		03-01-19	245,532.60	245,469.38	2.85	0.16
246,000	359899AE1	Fulton Bank, PA	2.85	03-07-23		02-22-19	245,569.50	245,432.72	2.90	0.18
249,000	20033AS23	Comenity Capital Bank, UT	2.85	03-15-23		03-04-19	248,564.25	248,359.57	2.91	0.20
248,000	063248KR8	Bank Leumi USA, NY	1.45	03-31-23		03-23-20	247,628.00	246,345.34	1.50	0.24
249,000	56065GAN8	MainStreet Bank, VA	0.25	03-31-23		03-25-21	248,962.65	246,592.17	0.26	0.25
246,000	61760AYA1	Morgan Stanley Private Bank, NY	2.75	04-04-23		03-26-19	245,508.00	245,109.48	2.80	0.25
249,000	03753XBM1	Apex Bank, TN	0.80	05-08-23		05-08-20	248,751.00	246,017.23	0.84	0.35
249,000	27004PBQ5	Eaglemark Savings Bank, NV	0.20	05-19-23		05-18-21	248,875.50	245,193.29	0.23	0.37
249,000	06426KBC1	Bank of New England, NH	2.55	05-23-23		05-06-19	248,526.90	247,371.04	2.61	0.39
249,000	32112UDW8	First Natl Bank of McGregor, TX	0.55	05-26-23		05-26-20	248,626.50	245,319.28	0.60	0.40
249,000	33847E4N4	Flagstar Bank FSB, MI	0.20	06-16-23		06-16-21	248,925.30	244,388.02	0.22	0.45
247,000	06654BCF6	Bankwell Bank, CT	0.50	07-03-23		06-30-20	246,938.25	242,322.31	0.51	0.50
249,000	47804GGU1	John Marshall Bank, VA	0.25	08-03-23		09-03-21	248,937.75	242,973.70	0.26	0.58
249,000	29367SJS4	Enterprise Bank & Trust, MO	1.80	11-08-23		10-23-19	249,000.00	243,165.93	1.81	0.83
249,000	15118RTE7	Celtic Bank, UT	1.80	12-27-23		12-13-19	248,937.75	242,156.23	1.81	0.96
249,000	59013KES1	Merrick Bank, UT	1.85	12-29-23		01-02-20	248,564.25	242,236.16	1.90	0.96
246,000	38148P5B9	Goldman Sachs Bank USA, NY	3.10	02-13-24		02-14-19	245,926.20	241,907.05	3.11	1.07
246,000	856285PG0	State Bank of India, NY	3.15	02-28-24		03-01-19	245,508.00	241,894.01	3.20	1.11
249,000	05465DAJ7	Axos Bank, CA	1.60	03-26-24		03-18-20	249,000.00	239,920.71	1.61	1.20
249,000	90348JJQ4	UBS Bank USA, UT	2.90	04-03-24		03-18-19	248,352.60	243,742.86	2.97	1.21
246,000	14042TAP2	Capital One Bank USA, Glen Allen, VA	2.65	05-22-24		05-21-19	244,856.10	239,502.65	2.75	1.34
246,000	254673J72	Discover Bank, DE	3.10	06-28-24		06-28-22	245,754.00	240,646.06	3.15	1.43
246,000	14042RSH5	Capital One, NA, Mclean, VA	3.30	07-01-24		06-29-22	245,754.00	241,327.97	3.35	1.44
245,000	795451BP7	Sallie Mae Bank, UT	3.30	07-08-24		07-07-22	244,755.00	240,298.69	3.34	1.44
245,000	07371DCC9	Beal Bank, NV	3.05	07-10-24		07-11-22	244,816.25	239,366.22	3.09	1.45
249,000	89235MLF6	Toyota Financial Savings Bank, NV	0.55	08-05-24		08-05-21	248,626.50	233,534.36	0.60	1.55
249,000	87165ET80	Synchrony Bank, UT	0.55	09-03-24		09-03-21	248,626.50	232,874.26	0.60	1.62
245,000	69478QGQ7	Pacific Premier Bank, CA	3.45	09-09-24		09-09-22	244,755.00	240,409.92	3.50	1.60
249,000	9497632V7	Wells Fargo Bank, SD	4.50	10-21-24		10-20-22	248,751.00	248,537.86	4.56	1.71

**Disclosures:**

RedTree's internal accounting system is used as the source of the market value of this account. Although obtained from a source believed to be reliable, we cannot guarantee its accuracy. You should review all account statements provided by the custodian and compare with the statements provided by RedTree.

Questions? Call 888.596.2293 or email [info@redtreeinv.com](mailto:info@redtreeinv.com)



RedTree Investment Group  
Portfolio Holdings Report  
*Shaker Heights City Schools*  
**US Bank Custodian Acct Ending x71036**  
December 31, 2022



Quantity	CUSIP	Security	Coupon	Maturity Date	Call Date	Trade Date	Cost Basis	Market Value	Yield at Cost	Wtd Maturity
244,000	05580AS21	BMW Bank of North America, UT	4.65	11-04-24		11-04-22	243,756.00	244,175.92	4.70	1.73
249,000	20786AET8	ConnectOne Bank, NJ	4.80	11-15-24		11-15-22	248,751.00	249,873.99	4.90	1.75
249,000	07815ABE6	Bell Bank, ND	1.10	03-26-25		03-23-20	249,000.00	230,501.04	1.10	2.16
249,000	694231AC5	Pacific Enterprise Bank, CA	1.15	03-31-25		03-23-20	248,875.50	230,681.57	1.16	2.17
246,000	02589AC34	American Express Nat'l Bank, UT	2.55	04-07-25		04-06-22	245,631.00	235,261.85	2.60	2.15
246,000	61690UH60	Morgan Stanley Bank, UT	3.10	05-12-25		05-11-22	245,631.00	237,845.35	3.15	2.23
246,000	06740KQS9	Barclay's Bank, DE	3.05	06-02-25		06-02-22	245,815.50	237,386.56	3.08	2.29
245,000	02007GUZ4	Ally Bank, UT	3.25	07-07-25		07-07-22	244,448.75	237,279.07	3.33	2.35
249,000	23344RAF4	DR Bank, CT	3.45	09-09-25		09-09-22	248,688.75	241,863.66	3.52	2.51
249,000	06543PCZ6	Bank of the Valley, NE	4.00	09-30-25		09-30-22	248,626.50	245,263.51	4.09	2.55
244,000	319477AN5	First-Citizens B&T, NC	4.70	10-28-25		10-27-22	243,634.00	244,758.11	4.75	2.60
244,000	58404DQX2	Medallion Bank, UT	4.85	10-31-25		10-31-22	244,000.00	245,724.10	4.85	2.60
249,000	27002YFJ0	EagleBank, MD	4.40	12-23-25		12-22-22	248,626.50	247,783.39	4.50	2.73
Accrued Interest								42,824.52		
							10,378,813.85	10,213,637.15	2.52	1.30
<b>COMMERCIAL PAPER</b>										
500,000	63873KRQ2	Natixis NY		04-24-23		07-29-22	486,736.81	492,441.50	3.65	0.31
500,000	85324URQ8	Standard Chartered Bank		04-24-23		07-28-22	486,350.00	492,651.00	3.74	0.31
500,000	17327BRR8	Citigroup		04-25-23		07-29-22	486,500.00	492,308.50	3.70	0.31
1,500,000	83369CRR7	Societe Generale		04-25-23		08-29-22	1,462,656.26	1,477,906.51	3.85	0.31
1,000,000	53948BRU5	Lloyds Bank		04-28-23		08-08-22	973,334.72	984,381.00	3.75	0.32
1,000,000	62479MS12	MUFG Bank		05-01-23		08-08-22	973,400.00	984,021.00	3.70	0.33
1,635,000	83369CS13	Societe Generale		05-01-23		08-31-22	1,592,951.89	1,609,533.24	3.91	0.33
2,000,000	13608BS47	Canadian Imp Holdings		05-04-23		08-08-22	1,945,602.22	1,969,374.00	3.74	0.34
2,000,000	78015DS43	Royal Bank of Canada (RBC)		05-04-23		08-08-22	1,945,751.66	1,967,304.00	3.73	0.34
1,235,000	85324US53	Standard Chartered Bank		05-05-23		08-08-22	1,200,173.00	1,214,938.66	3.87	0.34
1,000,000	17327BS89	Citigroup		05-08-23		08-12-22	971,979.16	982,592.00	3.86	0.35
830,000	62479MSS3	MUFG Bank		05-26-23		08-31-22	805,655.18	813,989.30	4.06	0.40
1,000,000	89119BS56	TD USA		05-26-23		08-30-22	971,530.83	980,338.00	3.92	0.40
1,000,000	89233HSX3	Toyota Motor Credit		05-31-23		09-06-22	971,075.00	979,610.00	4.02	0.41
300,000	17327BTF2	Citigroup		06-15-23		10-04-22	290,538.50	292,909.20	4.62	0.45
500,000	89119BU38	TD USA		07-03-23		10-06-22	482,975.00	487,276.00	4.70	0.50
370,000	89119BU79	TD USA		07-07-23		10-11-22	356,978.16	360,368.90	4.88	0.51
							16,404,188.39	16,581,942.81	3.89	0.35
<b>MONEY MARKET FUND</b>										
	USBMMF	First American Treasury Obligations Fund	4.15				417,294.98	417,294.98	4.15	
<b>TOTAL PORTFOLIO</b>							<b>78,819,621.65</b>	<b>76,147,249.64</b>	<b>2.11</b>	<b>1.42</b>

**Disclosures:**

RedTree's internal accounting system is used as the source of the market value of this account. Although obtained from a source believed to be reliable, we cannot guarantee its accuracy. You should review all account statements provided by the custodian and compare with the statements provided by RedTree.

Questions? Call 888.596.2293 or email [info@redtreeinv.com](mailto:info@redtreeinv.com)

## **4. FINANCIAL STATEMENTS**

**Shaker Heights City School District**  
**Financial Statement-General Fund**  
**Fiscal Year Ending**  
**June 30, 2023**

	A	B	D	E	F	G	H	I	J	K	L	M	N	O	P	Q	R
1				Month of December					Year-To-Date December					Year-To-Date December			
2				<u>Actual F23</u>	<u>Actual F22</u>	<u>\$ Inc(Dec)</u>	<u>%Inc(Dec)</u>		<u>Actual F23</u>	<u>Actual F22</u>	<u>\$ Inc(Dec)</u>	<u>%Inc(Dec)</u>		<u>YTD Bud.F23</u>	<u>\$ Inc(Dec)</u>	<u>%Inc(Dec)</u>	
3		<b>REVENUE:</b>															
4		Real Estate Taxes		0	0	\$0	#DIV/0!		\$30,997,778	\$31,543,717	(\$545,939)	-1.7%		\$30,894,674	\$103,104	0.3%	
5		Pers.Prop./Public Utility Taxes		0	0	0	#DIV/0!		\$1,644,514	\$1,555,896	88,618	5.7%		1,633,499	11,015	0.7%	
6		Investment Earnings		170,755	45,884	124,871	272.1%		\$563,102	\$243,004	320,098	131.7%		525,723	37,379	7.1%	
7		Other Local		104,072	234,087	(130,015)	-55.5%		1,378,269	1,275,393	102,876	8.1%		1,005,337	372,932	37.1%	
8		State Foundation		1,266,652	1,275,213	(8,561)	-0.7%		7,707,018	7,683,888	23,130	0.3%		7,535,352	171,666	2.3%	
9		Homestead Exemption & RollBack		0	0	0	#DIV/0!		4,289,450	4,297,217	(7,767)	-0.2%		4,297,217	(7,767)	-0.2%	
10		Other State		86,793	10,796	75,997	703.9%		694,801	153,033	541,768	354.0%		722,358	(27,557)	-3.8%	
11		Federal-primarily Medicaid reimb.		8,654	18,086	(9,432)	-52.2%		393,948	28,357	365,591	1289.2%		400,722	(6,774)	-1.7%	
12		Transfers & Advances In		0	0	0	#DIV/0!		0	0	0	#DIV/0!		0	0	#DIV/0!	
13		<b>TOTAL REVENUE</b>		<b>1,636,926</b>	<b>1,584,066</b>	<b>52,860</b>	<b>3.3%</b>		<b>47,668,880</b>	<b>46,780,505</b>	<b>888,375</b>	<b>1.9%</b>		<b>47,014,882</b>	<b>653,998</b>	<b>1.4%</b>	
14				0	0	0			0	0	0			0	0		
15		<b>EXPENDITURES:</b>															
16		Salaries & Wages		5,253,839	5,006,023	247,816	5.0%		30,842,125	29,702,344	1,139,781	3.8%		30,940,609	(98,484)	-0.3%	
17		Fringe Benefits:															
18		Health Insurance		869,260	778,396	90,864	11.7%		5,174,607	4,702,991	471,616	10.0%		5,183,000	(8,393)	-0.2%	
19		Retirement Expense		825,584	794,795	30,789	3.9%		4,838,360	4,618,841	219,519	4.8%		4,851,000	(12,640)	-0.3%	
20		All Other Fringes		89,951	88,696	1,255	1.4%		531,691	495,599	36,092	7.3%		513,162	18,529	3.6%	
21		Total Fringe Benefits		1,784,795	1,661,887	122,908	7.4%		10,544,658	9,817,431	727,227	7.4%		10,547,162	(2,504)	0.0%	
22		Purchased Services:		0	0	0			0	0	0			0	0		
23		Utilities		96,870	110,884	(14,014)	-12.6%		520,885	535,800	(14,915)	-2.8%		555,861	(34,976)	-6.3%	
24		Out-of-District Tuition		203,631	173,422	30,209	17.4%		1,030,384	1,221,264	(190,880)	-15.6%		1,282,020	(251,636)	-19.6%	
25		Pupil Transportation		34,110	72,305	(38,195)	-52.8%		465,827	279,385	186,442	66.7%		293,444	172,383	58.7%	
26		Repairs & Maintenance		98,038	217,110	(119,072)	-54.8%		1,337,733	1,006,261	331,472	32.9%		806,337	531,396	65.9%	
27		All Other Purchased Services		583,980	468,864	115,116	24.6%		2,921,085	2,468,110	452,975	18.4%		2,730,513	190,572	7.0%	
28		Total Purchased Services		1,016,629	1,042,585	(25,956)	-2.5%		6,275,914	5,510,820	765,094	13.9%		5,668,175	607,739	10.7%	
29		Textbooks, Materials & Supplies		158,930	201,143	(42,213)	-21.0%		2,147,328	1,873,840	273,488	14.6%		1,982,432	164,896	8.3%	
30		Capital Outlay		15,800	9,599	6,201	64.6%		420,817	585,371	(164,554)	-28.1%		843,907	(423,090)	-50.1%	
31		Other-primarily Cty.Aud.&Treas.Fees		413,818	396,177	17,641	4.5%		1,317,082	1,229,679	87,403	7.1%		1,272,937	44,145	3.5%	
32		Transfers & Advances Out		0	0	0	#DIV/0!		135,000	125,000	10,000	8.0%		135,000	0	0.0%	
33		<b>TOTAL EXPENDITURES</b>		<b>8,643,811</b>	<b>8,317,414</b>	<b>326,397</b>	<b>3.9%</b>		<b>51,682,924</b>	<b>48,844,485</b>	<b>2,838,439</b>	<b>5.8%</b>		<b>51,390,222</b>	<b>292,702</b>	<b>0.6%</b>	
34				0	0	0			0	0	0			0	0		
35		<b>Net Revenues/(Expenditures)</b>		<b>(7,006,885)</b>	<b>(6,733,348)</b>	<b>(273,537)</b>	<b>4.1%</b>		<b>(4,014,044)</b>	<b>(2,063,980)</b>	<b>(1,950,064)</b>	<b>94.5%</b>		<b>(4,375,340)</b>	<b>361,296</b>	<b>-8.3%</b>	
36																	
37		<b>Cash, Beginning of Period</b>		<b>74,405,850</b>	<b>71,329,799</b>	<b>3,076,051</b>	<b>4.3%</b>		<b>71,413,009</b>	<b>66,660,431</b>	<b>4,752,578</b>	<b>7.1%</b>		<b>71,413,009</b>	<b>0</b>	<b>0.0%</b>	
38																	
39		<b>Cash, End of Month</b>		<b>67,398,965</b>	<b>64,596,451</b>	<b>2,802,514</b>	<b>4.3%</b>		<b>67,398,965</b>	<b>64,596,451</b>	<b>2,802,514</b>	<b>4.3%</b>		<b>67,037,669</b>	<b>361,296</b>	<b>0.5%</b>	
40				0	0	0			0	0	0			0	0		
41		<b>Less O/S Encumbrances</b>		<b>14,410,958</b>	<b>13,936,186</b>	<b>474,772</b>	<b>3.4%</b>		<b>14,410,958</b>	<b>13,936,186</b>	<b>474,772</b>	<b>3.4%</b>		<b>13,900,000</b>	<b>510,958</b>	<b>3.7%</b>	
42		<b>Less Budget Reserve</b>		<b>353,070</b>	<b>353,070</b>	<b>0</b>	<b>0.0%</b>		<b>353,070</b>	<b>353,070</b>	<b>0</b>	<b>0.0%</b>		<b>353,070</b>	<b>0</b>	<b>0.0%</b>	
43																	
44		<b>Fund Balance, End of Month</b>		<b>\$52,634,937</b>	<b>\$50,307,195</b>	<b>\$2,327,742</b>	<b>4.6%</b>		<b>\$52,634,937</b>	<b>\$50,307,195</b>	<b>\$2,327,742</b>	<b>4.6%</b>		<b>\$52,784,599</b>	<b>(\$149,662)</b>	<b>-0.3%</b>	
45				0	0	0			0	0	0	0.0%		0	0	0.0%	
46		<b>Total General Obligation Debt Outstanding</b>							<b>31,110,000</b>	<b>33,840,000</b>	<b>0</b>						
47																	

**SCHOOL DISTRICT**  
**General Fund-Budget by Month**  
**Fiscal Year Ending**  
**June 30, 2023**

FS06Dec22 Rev02-05-23pm  
F23MvgMthlyBudget  
2/5/2023

	A	B	AA	AB	AC	AD	AE	AF	AG	AH	AI	AJ	AK	AL	AM	AN	AP	AQ
1			BUDGET				BUDGET				BUDGET				BUDGET		Adopted	Var Fav/(Unfav)
2			Jul	Aug	Sep	Oct	Nov	Dec	Jan	Feb	Mar	Apr	May	Jun	Var. Deemed	Total	Budget	
3	REVENUE:	Actual	Actual	Actual	Actual	Actual	Actual	Actual	Budget	Budget	Budget	Budget	Budget	Budget	Temporary	Rev.Proj.	Permanent	
4	Real Estate Taxes	\$4,692,000	\$26,080,432	\$225,346	\$0	\$0	\$0	\$0	\$6,728,643	\$23,545,353	\$5,278,702	\$211,628	\$0	\$0	0	\$66,762,104	\$66,659,000	\$103,104
5	Personal Property Taxes	0	1,644,514	0	0	0	0	0	0	0	2,422,501	0	0	0	0	4,067,015	4,056,000	11,015
6	Investment Earnings	30,704	77,229	100,395	90,968	93,051	170,755	41,984	124,028	109,879	52,132	89,067	109,187	(12,379)	1,077,000	1,052,000	25,000	
7	Other Local	150,802	101,115	231,184	642,577	148,519	104,072	57,823	217,872	854,126	282,928	90,828	290,434	(222,932)	2,949,348	2,799,348	150,000	
8	State Foundation	1,267,817	1,269,193	1,267,785	1,359,693	1,275,878	1,266,652	1,255,892	1,255,892	1,255,892	1,255,892	1,255,892	1,255,888	(1,666)	15,240,700	15,070,700	170,000	
9	Homestead Exemption & RollBack	0	0	4,289,450	0	0	0	0	0	0	4,278,209	0	0	(233)	8,567,426	8,575,426	(8,000)	
10	Other State	87,925	237,701	104,390	86,303	91,689	86,793	239,061	93,917	93,917	93,917	93,917	1,211,913	(41,443)	2,480,000	2,549,000	(69,000)	
11	Federal-primarily Medicaid reimb.	665	0	0	2,348	382,281	8,654	8,685	11,425	11,269	11,763	0	400,299	19,774	857,163	844,163	13,000	
12	Transfers & Advances In	0	0	0	0	0	0	0	0	0	0	0	0	0	0	0	0	
13	TOTAL REVENUE	6,229,913	29,410,184	6,218,550	2,181,889	1,991,418	1,636,926	8,332,088	25,248,487	10,026,286	6,186,469	1,529,704	3,267,721	(258,879)	102,000,756	101,605,637	395,119	
14																		
15	EXPENDITURES:																	
16	Salaries & Wages	5,097,044	4,927,264	5,027,651	5,190,847	5,345,480	5,253,839	5,092,602	5,091,485	5,349,878	5,182,997	5,050,060	5,700,369	78,484	62,388,000	62,408,000	20,000	
17	Fringe Benefits:																	
18	Health Insurance	877,900	878,525	833,746	853,877	861,299	869,260	915,667	915,667	915,667	915,667	915,667	915,665	146,393	10,815,000	10,677,000	(138,000)	
19	Retirement Expense	804,197	775,373	789,757	825,412	818,038	825,584	798,000	798,000	839,000	813,000	792,000	893,000	9,539	9,780,900	9,784,000	3,100	
20	All Other Fringes	90,157	91,144	88,416	84,483	87,539	89,951	177,699	82,349	98,057	85,239	91,868	112,626	(18,528)	1,161,000	1,161,000	0	
21	Total Fringe Benefits	1,772,254	1,745,042	1,711,919	1,763,772	1,766,876	1,784,795	1,891,366	1,796,016	1,852,724	1,813,906	1,799,535	1,921,291	137,404	21,756,900	21,622,000	(134,900)	
22	Purchased Services:														15.68%	15.68%		
23	Utilities	33,898	70,038	117,105	96,998	105,977	96,870	116,862	112,907	98,637	80,870	132,661	118,202	14,975	1,196,000	1,216,000	20,000	
24	Out-of-District Tuition	67,273	371,978	140,490	125,711	121,301	203,631	77,251	150,891	530,415	108,448	202,968	215,007	76,636	2,392,000	2,567,000	175,000	
25	Pupil Transportation	40,915	26,378	52,885	138,866	172,673	34,110	54,015	92,036	83,228	117,510	99,798	189,969	(47,383)	1,055,000	930,000	(125,000)	
26	Repairs & Maintenance	232,467	306,313	226,397	260,029	214,490	98,038	159,272	121,956	176,012	46,423	40,000	50,000	(206,397)	1,725,000	1,400,000	(325,000)	
27	All Other Purchased Services	434,938	311,163	349,897	682,788	558,317	583,980	548,037	418,053	652,015	310,274	188,974	467,734	(110,570)	5,395,600	5,315,600	(80,000)	
28	Total Purchased Services	809,491	1,085,870	886,774	1,304,392	1,172,758	1,016,629	955,437	895,843	1,540,307	663,525	664,401	1,040,912	(272,739)	11,763,600	11,428,600	(335,000)	
29	Textbooks, Materials & Supplies	578,541	463,309	376,872	373,187	196,489	158,930	203,588	207,279	265,366	203,520	224,685	53,130	(89,896)	3,215,000	3,140,000	(75,000)	
30	Capital Outlay	104,814	46,545	139,707	33,204	80,747	15,800	232,217	403,307	107,018	87,924	109,810	215,817	248,090	1,825,000	2,000,000	175,000	
31	Other-primarily Cty.Aud.&Treas.Fees	191,251	547,596	104,853	43,575	15,989	413,818	26,272	14,062	784,777	6,548	5,834	25,995	(44,145)	2,136,425	2,136,425	0	
32	Transfers & Advances Out	0	0	135,000	0	0	0	120,000	0	0	0	120,000	0	0	375,000	375,000	0	
33	TOTAL EXPENDITURES	8,553,395	8,815,626	8,382,776	8,708,977	8,578,339	8,643,811	8,521,482	8,407,992	9,900,070	7,958,420	7,974,325	8,957,514	57,198	103,459,925	103,110,025	(349,900)	
34																		
35	Net Revenues/(Expenditures)	(2,323,482)	20,594,558	(2,164,226)	(6,527,088)	(6,586,921)	(7,006,885)	(189,394)	16,840,495	126,216	(1,771,951)	(6,444,621)	(5,689,793)	(316,077)	(1,459,169)	(1,504,388)	45,219	
36																		
37	Cash, Beginning of Period	71,413,009	69,089,527	89,684,085	87,519,859	80,992,771	74,405,850	67,398,965	67,209,571	84,050,066	84,176,282	82,404,331	75,959,710		71,413,009	71,413,009	0	
38																		
39	Cash, End of Month	69,089,527	89,684,085	87,519,859	80,992,771	74,405,850	67,398,965	67,209,571	84,050,066	84,176,282	82,404,331	75,959,710	70,269,917	(316,077)	69,953,840	69,908,621	45,219	
40																		
41	Less O/S Encumbrances	14,838,063	14,137,537	14,092,722	15,120,012	14,844,713	14,410,958	12,500,000	12,400,000	12,500,000	10,700,000	11,300,000	5,018,252	0	5,018,252	5,336,074	317,822	
42	Less Budget Reserve	353,070	353,070	353,070	353,070	353,070	353,070	353,070	353,070	353,070	353,070	353,070	353,070	0	353,070	353,070	0	
43																		
44	Fund Balance, End of Month	\$53,898,394	\$75,193,478	\$73,074,067	\$65,519,689	\$59,208,067	\$52,634,937	\$54,356,501	\$71,296,996	\$71,323,212	\$71,351,261	\$64,306,640	\$64,898,595	(\$316,077)	\$64,582,518	\$64,219,477	\$363,041	

**Shaker Heights CSD  
ESSER/COVID-19 Funding**

ESSER Exp.Summ ao 12-31-22 BCC02-04-23/ESSER Breakdown  
2/4/2023

	B	C	D	E	F	G	H	I	J	K	L	M	N	O
1	AS OF	December 31, 2022												
2		ESSER I	ESSER II	ESSER ARP		ESSER Total		Broadband	Suburban	RemotEDX OCERT		Other Total		GRAND TOTAL
36														
37	Allocated Amount	\$624,511	\$2,907,790	\$6,535,122		\$10,067,424		\$47,249	\$240,129	\$88,121		\$375,498		\$10,442,922
38														
39	<b>Educational Related:</b>													
40	1 Year Tchg Positions - Salary & Benefits	\$96,487	\$263,959	\$105,353		\$465,799						\$0		\$465,799
41	Literacy Specialists Salary & Benefits		\$0	\$1,528,755		\$1,528,755						\$0		\$1,528,755
42	Literacy Program Supplies		\$0	\$54,871		\$54,871						\$0		\$54,871
43	District Substitutes - Salary & Benefits	\$80,991	\$330,036	\$908,048		\$1,319,075						\$0		\$1,319,075
44	Saturday School Certified - Salary & Benefits		\$0	\$0		\$0						\$0		\$0
45	Saturday School Classified - Salary & Benefits		\$0	\$0		\$0						\$0		\$0
46	Saturday School Supplies		\$0	\$32		\$32						\$0		\$32
47	Summer School Certified - Salary & Benefits		\$317,655	\$153,032		\$470,687						\$0		\$470,687
48	Summer School Classified - Salary & Benefits		\$43,285	\$44,411		\$87,696						\$0		\$87,696
49	Summer School Supplies		\$48,110	\$73,242		\$121,352						\$0		\$121,352
50	Student Support Coordinators		\$0	\$164,083		\$164,083						\$0		\$164,083
51	Lost Library Book Replacement		\$17,782	\$0		\$17,782						\$0		\$17,782
52														
53	<b>Sub Total-Educational Related</b>	<b>\$177,478</b>	<b>\$1,020,827</b>	<b>\$3,031,826</b>		<b>\$4,230,130</b>		<b>\$0</b>	<b>\$0</b>	<b>\$0</b>		<b>\$0</b>		<b>\$4,230,130</b>
54														
55														
56	<b>Technology Related:</b>													
57	Think Pads for Teachers	\$317,637	\$0	\$0		\$317,637						\$0		\$317,637
58	Computers for Students		\$0	\$0		\$0			\$207,127			\$207,127		\$207,127
59	Computer Adapters/Mice		\$74,315	\$0		\$74,315						\$0		\$74,315
60	District Computer Programs-Remote	\$35,494	\$103,848	\$0		\$139,342						\$0		\$139,342
61	Hot Spots		\$37,000	\$3,565		\$40,564		\$47,249				\$47,249		\$87,813
62														
63	<b>Sub Total-Technology Related</b>	<b>\$353,132</b>	<b>\$215,162</b>	<b>\$3,565</b>		<b>\$571,859</b>		<b>\$47,249</b>	<b>\$207,127</b>	<b>\$0</b>		<b>\$254,376</b>		<b>\$826,234</b>
64														
65														
66	<b>Facilities Related:</b>													
67	Air Quality Upgrades		\$661,508	\$0		\$661,508						\$0		\$661,508
68	Air Purifiers-portables		\$53,914	\$0		\$53,914						\$0		\$53,914
69	PPE - Scrubbers/Sprayers/Gloves/masks/purell	\$89,599	\$183,217	\$0		\$272,816						\$0		\$272,816
70	Classroom PPE - Tarps/Trifold Boards		\$105,175	\$0		\$105,175			\$33,002			\$33,002		\$138,177
71														
72	<b>Sub Total-Facilities Related</b>	<b>\$89,599</b>	<b>\$1,003,814</b>	<b>\$0</b>		<b>\$1,093,413</b>		<b>\$0</b>	<b>\$33,002</b>	<b>\$0</b>		<b>\$33,002</b>		<b>\$1,126,415</b>
73														
74														
75	<b>Other:</b>													
76	FFCRA Leave Certified - Salary & Benefits		\$67,662	\$0		\$67,662						\$0		\$67,662
77	FFCRA Leave Classified - Salary & Benefits		\$73,669	\$0		\$73,669						\$0		\$73,669
78	Contract Tracer Salary & Benefits		\$0	\$719		\$719						\$0		\$719
79	WestWind Consultants-equity		\$0	\$272,244		\$272,244				\$88,121		\$88,121		\$360,365
80	Non Public School portion	\$4,302	\$0	\$0		\$4,302						\$0		\$4,302
81														
82	<b>Sub Total-Other</b>	<b>\$4,302</b>	<b>\$141,332</b>	<b>\$272,963</b>		<b>\$418,597</b>		<b>\$0</b>	<b>\$0</b>	<b>\$88,121</b>		<b>\$88,121</b>		<b>\$506,717</b>
83														
84														
85	Total Charged through:													
86	December 31, 2022	\$624,511	\$2,381,135	\$3,308,353		\$6,313,999		\$47,249	\$240,129	\$88,121		\$375,498		\$6,689,497
87														
88														
89	<b>Remaining Balance</b>	<b>\$0</b>	<b>\$526,656</b>	<b>\$3,226,770</b>		<b>\$3,753,425</b>		<b>\$0</b>	<b>\$0</b>	<b>\$0</b>		<b>\$0</b>		<b>\$3,753,425</b>

## **5. FINANCIAL REPORT BY BANK**

# SHAKER HEIGHTS CITY SCHOOL DISTRICT FINANCIAL REPORT BY BANK

**DECEMBER 2022**

	<u>BEGINNING OF YEAR BALANCE</u>	<u>RECEIPTS</u> <u>MTD</u>	<u>YTD</u>	<u>EXPENDITURES</u> <u>MTD</u>	<u>YTD</u>	<u>CURRENT FUND BALANCE</u>
HUNTINGTON	(\$1,625,724.24)	\$13,960,799.13	\$68,017,852.34	\$13,771,103.12	\$66,850,917.70	(\$458,789.60)
INVESTMENTS & OTHER DEPOSITS	89,537,480.83	(10,020,849.45)	(6,482,767.47)	0.00	0.00	83,054,713.36
Payroll Funding Transfer A/C -for 1st of next mth	2,699,191.38	(9,665.71)	46,341.38	0.00	0.00	2,745,532.76
<b>GRAND TOTAL</b>	<b>\$90,610,947.97</b>	<b>\$3,930,283.97</b>	<b>\$61,581,426.25</b>	<b>\$13,771,103.12</b>	<b>\$66,850,917.70</b>	<b>\$85,341,456.52</b>
	0.00	0.00	0.00	0.00	0.00	0.00

Note-HNB A/C is negative due to o/s cks that will be covered by transfers from the Inv.&OtherDeposits A/C in accordance with controlled disbursement feature of HNB A/C.



## **6. FINANCIAL REPORT BY FUND**

EFINANCEPLUS  
DATE: 01/19/2023  
TIME: 12:38:49  
SELECTION CRITERIA : ALL

SHAKER HEIGHTS SCHOOLS  
OH Cash Position Report

PAGE NUMBER: 18

ACCOUNTING PERIOD : 6/23

FUND	SCC	DESCRIPTION BEGIN BALANCE	MTD RECEIPTS	FYTD RECEIPTS	MTD EXPENDITURES	FYTD EXPENDITURES	CURRENT FUND BALANCE	CURRENT ENCUMBRANCE	UNENCUMBERED FUND BALANCE
<hr/>									
001		71,413,008.81	1,636,925.75	47,668,880.59	8,643,810.96	51,682,924.11	67,398,965.29	14,410,957.55	52,988,007.74
002		5,749,169.82	0.00	1,942,158.86	2,966,536.25	2,996,423.87	4,694,904.81	20,000.00	4,674,904.81
003		4,589,612.02	0.00	471,491.81	0.00	0.00	5,061,103.83	0.00	5,061,103.83
004		507,685.19	2,889.66	89,904.70	0.00	114,940.75	482,649.14	5,030.01	477,619.13
006		821,310.94	251,982.33	706,543.11	222,457.39	691,355.33	836,498.72	1,008,220.70	-171,721.98
007		62,498.43	0.00	10,507.22	4,027.49	36,967.77	36,037.88	365.01	35,672.87
009		374.50	662.00	45,887.25	8,738.84	53,069.09	-6,807.34	2,012.43	-8,819.77
011		204,175.11	1,850.00	118,403.25	440.00	34,971.00	287,607.36	8,682.00	278,925.36
014		134,343.61	13,769.75	26,606.50	0.00	14,097.51	146,852.60	6,564.08	140,288.52
018		201,129.22	9,128.13	81,372.03	7,122.97	122,554.91	159,946.34	34,435.95	125,510.39
020		24,841.51	100.00	600.00	0.00	0.00	25,441.51	0.00	25,441.51
022		1,957,633.56	81,885.07	687,129.93	41,317.40	-28,901.70	2,673,665.19	327,427.00	2,346,238.19
024		4,101,929.26	1,099,572.72	6,477,464.74	1,309,540.46	7,794,217.98	2,785,176.02	16,160.00	2,769,016.02
027		396,540.25	0.00	0.00	0.00	0.00	396,540.25	0.00	396,540.25

EFINANCEPLUS  
DATE: 01/19/2023  
TIME: 12:38:49  
SELECTION CRITERIA : ALL

SHAKER HEIGHTS SCHOOLS  
OH Cash Position Report

PAGE NUMBER: 19

ACCOUNTING PERIOD : 6/23

FUND	SCC	DESCRIPTION BEGIN BALANCE	MTD RECEIPTS	FYTD RECEIPTS	MTD EXPENDITURES	FYTD EXPENDITURES	CURRENT FUND BALANCE	CURRENT ENCUMBRANCE	UNENCUMBERED FUND BALANCE
200		275,379.11	47,561.54	118,985.48	7,247.11	45,906.01	348,458.58	48,206.96	300,251.62
300		291,416.91	11,258.65	244,850.66	39,374.00	377,422.43	158,845.14	137,500.46	21,344.68
401		24,639.37	91.01	90,763.49	14,703.36	97,498.43	17,904.43	33,014.00	-15,109.57
451		0.00	0.00	7,200.00	0.00	7,200.00	0.00	0.00	0.00
467		495,353.89	0.00	0.00	0.00	0.00	495,353.89	0.00	495,353.89
499		-1,720.84	0.00	5,992.65	0.00	4,271.81	0.00	50,000.00	-50,000.00
507		-296,149.84	519,954.32	1,531,777.16	241,916.75	1,477,544.07	-241,916.75	29,435.50	-271,352.25
516		-169,296.92	116,311.13	638,995.99	117,828.72	737,258.51	-267,559.44	3,256.25	-270,815.69
551		-1,424.66	834.62	5,458.61	834.62	5,405.42	-1,371.47	0.00	-1,371.47
572		-112,661.60	124,703.20	466,042.93	124,514.76	479,055.28	-125,673.95	0.00	-125,673.95
584		-28,448.63	-6,743.18	32,520.45	0.00	4,071.82	0.00	597.50	-597.50
587		-1,899.56	1,906.88	8,560.64	1,906.88	9,041.43	-2,380.35	0.00	-2,380.35
590		-28,491.49	15,640.39	103,328.20	18,785.16	93,621.87	-18,785.16	1,600.00	-20,385.16
GRAND TOTALS:		90,610,947.97	3,930,283.97	61,581,426.25	13,771,103.12	66,850,917.70	85,341,456.52	16,143,465.40	69,197,991.12

## **7. REVENUE ACCOUNT SUMMARY**

PAGE NUMBER: 1  
REVSTA11

FUND/SCC-0030000 PERMANENT IMPROVEMENT

POWERSCHOOL  
DATE: 01/19/2023  
TIME: 12:47:12

SHAKER HEIGHTS CITY SCHOOLS  
REVENUE STATUS REPORT

PAGE NUMBER: 2  
REVSTA11

SELECTION CRITERIA: ALL  
ACCOUNTING PERIOD: 6/23

SORTED BY: FUND/SCC,ACCOUNT  
TOTALLED ON: FUND/SCC  
PAGE BREAKS ON:

FUND/SCC-0030000 PERMANENT IMPROVEMENT

ACCOUNT - - - -	TITLE - - - -	BUDGET	PERIOD RECEIPTS	RECEIVABLES	YEAR TO DATE RECEIPTS	AVAILABLE BALANCE	YTD/ BUD
R1111	GENERAL PROPERTY TAX	.00	.00	.00	453,168.74	-453,168.74	.00
R1122	PUBLIC UTILITY PROP TAX	.00	.00	.00	11,205.89	-11,205.89	.00
R3132	HOMESTEAD EXEMPTION	.00	.00	.00	7,117.18	-7,117.18	.00
TOTAL	PERMANENT IMPROVEMENT	.00	.00	.00	471,491.81	-471,491.81	.00
FUND/SCC-0049150 BUILDING/NON-BOND ISSUE F							
R1890	OTHER MISC RECEIPTS	.00	2,889.66	.00	13,585.23	-13,585.23	.00
R1933	SALE OF PERSONAL PROPERT	.00	.00	.00	67,949.47	-67,949.47	.00
TOTAL	BUILDING/NON-BOND ISSUE	.00	2,889.66	.00	81,534.70	-81,534.70	.00
FUND/SCC-0049167 SSF PROJECTS - RED & WHIT							
R1820	CONTRIBUT-PRIVATE SOURCE	.00	.00	.00	8,370.00	-8,370.00	.00
TOTAL	SSF PROJECTS - RED & WH	.00	.00	.00	8,370.00	-8,370.00	.00
FUND/SCC-0060000 FOOD SERVICES							
R1410	INTEREST ON INVESTMENTS	.00	2,966.58	.00	12,526.96	-12,526.96	.00
R1511	SALES-STUDENT BREAKFAST	.00	1,064.75	.00	4,195.00	-4,195.00	.00
R1512	SALES-STUD TYPE A LUNCH	.00	43,422.85	.00	169,118.15	-169,118.15	.00
R1513	SALES-STUDENT ALA CARTE	.00	30,890.50	.00	147,398.88	-147,398.88	.00
R1514	SALES OF MILK TO STUDENT	.00	875.25	.00	2,486.25	-2,486.25	.00
R1523	SALES-ADULT ALA CARTE	.00	1,350.25	.00	5,775.50	-5,775.50	.00
R1590	FOOD SERVICE-OTHR RECEIP	.00	-8.00	.00	-10.30	10.30	.00
R1890	OTHER MISC RECEIPTS	.00	1,391.00	.00	1,692.00	-1,692.00	.00
R4120	UNRSTRD GRANT AID-FED GO	.00	179,326.78	.00	384,722.81	-384,722.81	.00
TOTAL	FOOD SERVICES	.00	261,279.96	.00	727,905.25	-727,905.25	.00
FUND/SCC-0069291 FOOD SERVICE - PRE PAID							
R1559	OTHER RECPT-SPECIAL FUNC	.00	-1,356.55	.00	-2,947.85	2,947.85	.00
TOTAL	FOOD SERVICE - PRE PAID	.00	-1,356.55	.00	-2,947.85	2,947.85	.00
FUND/SCC-0069292 FOOD SERVICE - PREPAID -							
R1559	OTHER RECPT-SPECIAL FUNC	.00	-623.90	.00	-348.86	348.86	.00
TOTAL	FOOD SERVICE - PREPAID	.00	-623.90	.00	-348.86	348.86	.00
FUND/SCC-0069293 FOOD SERVICE - PREPAID -							
R1559	OTHER RECPT-SPECIAL FUNC	.00	-1,117.35	.00	-1,797.85	1,797.85	.00
TOTAL	FOOD SERVICE - PREPAID	.00	-1,117.35	.00	-1,797.85	1,797.85	.00
FUND/SCC-0069294 FOOD SERVICE - PREPAID -							
R1559	OTHER RECPT-SPECIAL FUNC	.00	-993.75	.00	-533.80	533.80	.00
TOTAL	FOOD SERVICE - PREPAID	.00	-993.75	.00	-533.80	533.80	.00
FUND/SCC-0069295 FOOD SERVICE - PREPAID -							
R1559	OTHER RECPT-SPECIAL FUNC	.00	-1,018.05	.00	-1,320.05	1,320.05	.00
TOTAL	FOOD SERVICE - PREPAID	.00	-1,018.05	.00	-1,320.05	1,320.05	.00

POWERSCHOOL  
DATE: 01/19/2023  
TIME: 12:47:12

SHAKER HEIGHTS CITY SCHOOLS  
REVENUE STATUS REPORT

PAGE NUMBER: 3  
REVSTA11

SELECTION CRITERIA: ALL  
ACCOUNTING PERIOD: 6/23

SORTED BY: FUND/SCC,ACCOUNT  
TOTALLED ON: FUND/SCC  
PAGE BREAKS ON:

FUND/SCC-0069295 FOOD SERVICE - PREPAID -

ACCOUNT - - - - TITLE - - - - -	BUDGET	PERIOD RECEIPTS	RECEIVABLES	YEAR TO DATE RECEIPTS	AVAILABLE BALANCE	YTD/ BUD
FUND/SCC-0069296 FOOD SERVICE - PREPAID -						
R1559 OTHER RECPT-SPECIAL FUNC	.00	176.19	.00	-2,068.90	2,068.90	.00
TOTAL FOOD SERVICE - PREPAID	.00	176.19	.00	-2,068.90	2,068.90	.00
FUND/SCC-0069297 FOOD SERVICE - PREPAID -						
R1559 OTHER RECPT-SPECIAL FUNC	.00	-1,214.72	.00	-5,716.02	5,716.02	.00
TOTAL FOOD SERVICE - PREPAID	.00	-1,214.72	.00	-5,716.02	5,716.02	.00
FUND/SCC-0069298 FOOD SERVICE - PREPAID -						
R1559 OTHER RECPT-SPECIAL FUNC	.00	-3,149.50	.00	-6,850.80	6,850.80	.00
TOTAL FOOD SERVICE - PREPAID	.00	-3,149.50	.00	-6,850.80	6,850.80	.00
FUND/SCC-0069299 FY2018 NEGATIVE ACCOUNT B						
R1559 OTHER RECPT-SPECIAL FUNC	.00	.00	.00	194.24	-194.24	.00
TOTAL FY2018 NEGATIVE ACCOUNT	.00	.00	.00	194.24	-194.24	.00
FUND/SCC-0069300 NEGATIVE ACCT BALA FY19						
R1559 OTHER RECPT-SPECIAL FUNC	.00	.00	.00	27.75	-27.75	.00
TOTAL NEGATIVE ACCT BALA FY19	.00	.00	.00	27.75	-27.75	.00
FUND/SCC-0079230 SPECIAL TRUST/SHHS ALUMNI						
R1490 OTHER EARNINGS-INVESTMEN	.00	.00	.00	7.22	-7.22	.00
TOTAL SPECIAL TRUST/SHHS ALUM	.00	.00	.00	7.22	-7.22	.00
FUND/SCC-0079231 LO YOUTH LITERACY GRANT						
R1820 CONTRIBUT-PRIVATE SOURCE	.00	.00	.00	3,000.00	-3,000.00	.00
TOTAL LO YOUTH LITERACY GRANT	.00	.00	.00	3,000.00	-3,000.00	.00
FUND/SCC-0079995 MHJ-IC CHAPMAN AWARD						
R1820 CONTRIBUT-PRIVATE SOURCE	.00	.00	.00	7,500.00	-7,500.00	.00
TOTAL MHJ-IC CHAPMAN AWARD	.00	.00	.00	7,500.00	-7,500.00	.00
FUND/SCC-0090000 UNIFORM SCHOOL SUPP						
R1720 SALE OF WORKBOOKS	.00	.00	.00	21.00	-21.00	.00
TOTAL UNIFORM SCHOOL SUPP	.00	.00	.00	21.00	-21.00	.00
FUND/SCC-0099010 STORED VALUE CARDS - BLVD						
R1740 CLASS FEES	.00	70.00	.00	4,895.00	-4,895.00	.00
TOTAL STORED VALUE CARDS - BL	.00	70.00	.00	4,895.00	-4,895.00	.00
FUND/SCC-0099020 STORED VALUE CARDS - FERN						
R1740 CLASS FEES	.00	35.00	.00	6,615.00	-6,615.00	.00
TOTAL STORED VALUE CARDS - FE	.00	35.00	.00	6,615.00	-6,615.00	.00

POWERSCHOOL  
DATE: 01/19/2023  
TIME: 12:47:12

SHAKER HEIGHTS CITY SCHOOLS  
REVENUE STATUS REPORT

PAGE NUMBER: 4  
REVSTA11

SELECTION CRITERIA: ALL  
ACCOUNTING PERIOD: 6/23

SORTED BY: FUND/SCC,ACCOUNT  
TOTALLED ON: FUND/SCC  
PAGE BREAKS ON:

FUND/SCC-0099030 STORED VALUE CARDS - LOMO

ACCOUNT - - - - TITLE - - - - -	BUDGET	PERIOD RECEIPTS	RECEIVABLES	YEAR TO DATE RECEIPTS	AVAILABLE BALANCE	YTD/ BUD
FUND/SCC-0099030 STORED VALUE CARDS - LOMO						
R1740 CLASS FEES	.00	105.00	.00	5,880.00	-5,880.00	.00
TOTAL STORED VALUE CARDS - LO	.00	105.00	.00	5,880.00	-5,880.00	.00
FUND/SCC-0099060 STORED VALUE CARDS - MERC						
R1740 CLASS FEES	.00	35.00	.00	6,440.00	-6,440.00	.00
TOTAL STORED VALUE CARDS - ME	.00	35.00	.00	6,440.00	-6,440.00	.00
FUND/SCC-0099080 STORED VALUE CARDS - ONAW						
R1740 CLASS FEES	.00	35.00	.00	7,540.00	-7,540.00	.00
TOTAL STORED VALUE CARDS - ON	.00	35.00	.00	7,540.00	-7,540.00	.00
FUND/SCC-0099110 STORED VALUE CARDS - WOOD						
R1740 CLASS FEES	.00	105.00	.00	11,408.25	-11,408.25	.00
TOTAL STORED VALUE CARDS - WO	.00	105.00	.00	11,408.25	-11,408.25	.00
FUND/SCC-0099217 MIDDLE SCHOOL SUPPLIES						
R1710 CLASSROOM SUPPLIES	.00	230.00	.00	590.00	-590.00	.00
TOTAL MIDDLE SCHOOL SUPPLIES	.00	230.00	.00	590.00	-590.00	.00
FUND/SCC-0099218 INSTRUCTIONAL FEES HIGH S						
R1710 CLASSROOM SUPPLIES	.00	47.00	.00	2,498.00	-2,498.00	.00
TOTAL INSTRUCTIONAL FEES HIGH	.00	47.00	.00	2,498.00	-2,498.00	.00
FUND/SCC-0119231 SPECIAL TEST - AP						
R1631 ACADEMIC ORIENTED ACTIV	.00	535.00	.00	83,018.25	-83,018.25	.00
TOTAL SPECIAL TEST - AP	.00	535.00	.00	83,018.25	-83,018.25	.00
FUND/SCC-0119588 IB TESTING						
R1631 ACADEMIC ORIENTED ACTIV	.00	495.00	.00	31,585.00	-31,585.00	.00
TOTAL IB TESTING	.00	495.00	.00	31,585.00	-31,585.00	.00
FUND/SCC-0119918 EL SISTEMA - LOMOND VIOLI						
R1634 MUSIC ORIENTED ACTIVITY	.00	820.00	.00	3,800.00	-3,800.00	.00
TOTAL EL SISTEMA - LOMOND VIO	.00	820.00	.00	3,800.00	-3,800.00	.00
FUND/SCC-0149235 GERMAN SUMMER TRAVEL						
R1632 LANGUAGE ORIENTD ACTIVIT	.00	9,500.00	.00	10,940.00	-10,940.00	.00
TOTAL GERMAN SUMMER TRAVEL	.00	9,500.00	.00	10,940.00	-10,940.00	.00
FUND/SCC-0149237 ROTARY-INTERNAL SERV OTHE						
R1626 PUBLIC SERVICE ACTIVITY	.00	390.00	.00	390.00	-390.00	.00
R1631 ACADEMIC ORIENTED ACTIV	.00	1,982.00	.00	7,446.00	-7,446.00	.00
TOTAL ROTARY-INTERNAL SERV OT	.00	2,372.00	.00	7,836.00	-7,836.00	.00



POWERSCHOOL  
DATE: 01/19/2023  
TIME: 12:47:12

SHAKER HEIGHTS CITY SCHOOLS  
REVENUE STATUS REPORT

PAGE NUMBER: 5  
REVSTA11

SELECTION CRITERIA: ALL  
ACCOUNTING PERIOD: 6/23

SORTED BY: FUND/SCC,ACCOUNT  
TOTALLED ON: FUND/SCC  
PAGE BREAKS ON:

FUND/SCC-0149238 RTA TICKETS

ACCOUNT - - - - TITLE - - - - -	BUDGET	PERIOD RECEIPTS	RECEIVABLES	YEAR TO DATE RECEIPTS	AVAILABLE BALANCE	YTD/ BUD
FUND/SCC-0149238 RTA TICKETS						
R1390 OTHER TRANSPORTATION FEE	.00	883.75	.00	1,417.50	-1,417.50	.00
TOTAL RTA TICKETS	.00	883.75	.00	1,417.50	-1,417.50	.00
FUND/SCC-0149240 WOODBURY SWIM CAPS						
R1635 SPORT ORIENTED ACTIVITIE	.00	158.00	.00	304.00	-304.00	.00
R1710 CLASSROOM SUPPLIES	.00	170.00	.00	1,346.00	-1,346.00	.00
R1720 SALE OF WORKBOOKS	.00	146.00	.00	146.00	-146.00	.00
TOTAL WOODBURY SWIM CAPS	.00	474.00	.00	1,796.00	-1,796.00	.00
FUND/SCC-0149241 TRANSCRIPT FEES						
R1626 PUBLIC SERVICE ACTIVITY	.00	540.00	.00	3,611.00	-3,611.00	.00
TOTAL TRANSCRIPT FEES	.00	540.00	.00	3,611.00	-3,611.00	.00
FUND/SCC-0149852 CHILE TRIPS						
R1632 LANGUAGE ORIENTD ACTIVIT	.00	.00	.00	1,006.00	-1,006.00	.00
TOTAL CHILE TRIPS	.00	.00	.00	1,006.00	-1,006.00	.00
FUND/SCC-0189245 CHOIR/ORCH BOOSTER						
R1410 INTEREST ON INVESTMENTS	.00	16.96	.00	79.24	-79.24	.00
R1624 MUSIC ORIENTED ACTIVITY	.00	235.40	.00	1,969.40	-1,969.40	.00
R1634 MUSIC ORIENTED ACTIVITY	.00	7,850.00	.00	30,250.00	-30,250.00	.00
R1820 CONTRIBUT-PRIVATE SOURCE	.00	.00	.00	1,550.00	-1,550.00	.00
TOTAL CHOIR/ORCH BOOSTER	.00	8,102.36	.00	33,848.64	-33,848.64	.00
FUND/SCC-0189246 LOMOND BOOK FAIR						
R1626 PUBLIC SERVICE ACTIVITY	.00	.00	.00	3,404.98	-3,404.98	.00
TOTAL LOMOND BOOK FAIR	.00	.00	.00	3,404.98	-3,404.98	.00
FUND/SCC-0189253 BAND BOOSTERS						
R1410 INTEREST ON INVESTMENTS	.00	29.89	.00	121.89	-121.89	.00
TOTAL BAND BOOSTERS	.00	29.89	.00	121.89	-121.89	.00
FUND/SCC-0189281 BOULEVARD						
R1410 INTEREST ON INVESTMENTS	.00	3.20	.00	13.04	-13.04	.00
TOTAL BOULEVARD	.00	3.20	.00	13.04	-13.04	.00
FUND/SCC-0189282 FERNWAY						
R1410 INTEREST ON INVESTMENTS	.00	11.34	.00	46.26	-46.26	.00
TOTAL FERNWAY	.00	11.34	.00	46.26	-46.26	.00
FUND/SCC-0189283 LOMOND						
R1410 INTEREST ON INVESTMENTS	.00	18.52	.00	76.02	-76.02	.00
R1626 PUBLIC SERVICE ACTIVITY	.00	120.61	.00	120.61	-120.61	.00
R1631 ACADEMIC ORIENTED ACTIV	.00	.00	.00	.69	-.69	.00

POWERSCHOOL  
DATE: 01/19/2023  
TIME: 12:47:12

SHAKER HEIGHTS CITY SCHOOLS  
REVENUE STATUS REPORT

PAGE NUMBER: 6  
REVSTA11

SELECTION CRITERIA: ALL  
ACCOUNTING PERIOD: 6/23

SORTED BY: FUND/SCC,ACCOUNT  
TOTALLED ON: FUND/SCC  
PAGE BREAKS ON:

FUND/SCC-0189283 LOMOND

ACCOUNT - - - - TITLE - - - - -	BUDGET	PERIOD RECEIPTS	RECEIVABLES	YEAR TO DATE RECEIPTS	AVAILABLE BALANCE	YTD/ BUD
TOTAL LOMOND	.00	139.13	.00	197.32	-197.32	.00
FUND/SCC-0189284 MERCER						
R1410 INTEREST ON INVESTMENTS	.00	5.14	.00	20.97	-20.97	.00
TOTAL MERCER	.00	5.14	.00	20.97	-20.97	.00
FUND/SCC-0189285 ONAWAY						
R1410 INTEREST ON INVESTMENTS	.00	23.32	.00	95.10	-95.10	.00
TOTAL ONAWAY	.00	23.32	.00	95.10	-95.10	.00
FUND/SCC-0189286 WOODBURY						
R1410 INTEREST ON INVESTMENTS	.00	1.55	.00	6.32	-6.32	.00
TOTAL WOODBURY	.00	1.55	.00	6.32	-6.32	.00
FUND/SCC-0189287 MIDDLE SCHOOL						
R1410 INTEREST ON INVESTMENTS	.00	33.82	.00	136.25	-136.25	.00
R1626 PUBLIC SERVICE ACTIVITY	.00	.00	.00	40.00	-40.00	.00
R1631 ACADEMIC ORIENTED ACTIV	.00	.00	.00	-80.00	80.00	.00
R1740 CLASS FEES	.00	125.00	.00	10,450.00	-10,450.00	.00
R1820 CONTRIBUT-PRIVATE SOURCE	.00	.00	.00	1,609.00	-1,609.00	.00
TOTAL MIDDLE SCHOOL	.00	158.82	.00	12,155.25	-12,155.25	.00
FUND/SCC-0189288 HIGH SCHOOL						
R1410 INTEREST ON INVESTMENTS	.00	143.38	.00	508.28	-508.28	.00
R1631 ACADEMIC ORIENTED ACTIV	.00	.00	.00	85.00	-85.00	.00
R1740 CLASS FEES	.00	260.00	.00	28,397.50	-28,397.50	.00
R1820 CONTRIBUT-PRIVATE SOURCE	.00	.00	.00	660.78	-660.78	.00
R1890 OTHER MISC RECEIPTS	.00	.00	.00	3,982.00	-3,982.00	.00
TOTAL HIGH SCHOOL	.00	403.38	.00	33,633.56	-33,633.56	.00
FUND/SCC-0189289 PTO GRANTS - HIGH SCHOOL						
R1820 CONTRIBUT-PRIVATE SOURCE	.00	250.00	.00	-2,171.30	2,171.30	.00
TOTAL PTO GRANTS - HIGH SCHOO	.00	250.00	.00	-2,171.30	2,171.30	.00
FUND/SCC-0200000 SHAKER MERCHANDISE						
R1833 CUSTOMER SERVICES	.00	7.41	.00	34.44	-34.44	.00
R1890 OTHER MISC RECEIPTS	.00	92.59	.00	565.56	-565.56	.00
TOTAL SHAKER MERCHANDISE	.00	100.00	.00	600.00	-600.00	.00
FUND/SCC-0229269 DEARBORN OPT LIFE INSUR						
R1839 OTHER ENTITIES	.00	4,382.00	.00	25,928.88	-25,928.88	.00
TOTAL DEARBORN OPT LIFE INSUR	.00	4,382.00	.00	25,928.88	-25,928.88	.00
FUND/SCC-0229272 SERS						
R1890 OTHER MISC RECEIPTS	.00	.00	.00	236,569.59	-236,569.59	.00

POWERSCHOOL  
DATE: 01/19/2023  
TIME: 12:47:12

SHAKER HEIGHTS CITY SCHOOLS  
REVENUE STATUS REPORT

PAGE NUMBER: 7  
REVSTA11

SELECTION CRITERIA: ALL  
ACCOUNTING PERIOD: 6/23

SORTED BY: FUND/SCC,ACCOUNT  
TOTALLED ON: FUND/SCC  
PAGE BREAKS ON:

FUND/SCC-0229272 SERS

ACCOUNT - - - - TITLE - - - - -	BUDGET	PERIOD RECEIPTS	RECEIVABLES	YEAR TO DATE RECEIPTS	AVAILABLE BALANCE	YTD/ BUD
TOTAL SERS	.00	.00	.00	236,569.59	-236,569.59	.00
FUND/SCC-0229275 WORKER'S COMP-AGENCY						
R1890 OTHER MISC RECEIPTS	.00	-6,929.00	.00	.00	.00	.00
TOTAL WORKER'S COMP-AGENCY	.00	-6,929.00	.00	.00	.00	.00
FUND/SCC-0229290 ALLSTATE VOLUNTARY INSURA						
R1839 OTHER ENTITIES	.00	18,292.31	.00	107,231.07	-107,231.07	.00
TOTAL ALLSTATE VOLUNTARY INSU	.00	18,292.31	.00	107,231.07	-107,231.07	.00
FUND/SCC-0229291 LINCOLN NATIONAL LTD						
R1839 OTHER ENTITIES	.00	4,320.32	.00	26,072.71	-26,072.71	.00
TOTAL LINCOLN NATIONAL LTD	.00	4,320.32	.00	26,072.71	-26,072.71	.00
FUND/SCC-0229293 MEDICAL MUTUAL FLEX PLAN						
R1839 OTHER ENTITIES	.00	22,134.62	.00	135,483.86	-135,483.86	.00
TOTAL MEDICAL MUTUAL FLEX PLA	.00	22,134.62	.00	135,483.86	-135,483.86	.00
FUND/SCC-0229294 LEGAL SHIELD EMPLOYEE PD						
R1839 OTHER ENTITIES	.00	1,264.56	.00	7,288.36	-7,288.36	.00
TOTAL LEGAL SHIELD EMPLOYEE P	.00	1,264.56	.00	7,288.36	-7,288.36	.00
FUND/SCC-0229801 HATHAWAY BROWN-AGENCY						
R1832 OTHER SCHOOL DISTRICTS	.00	.00	.00	110,135.20	-110,135.20	.00
TOTAL HATHAWAY BROWN-AGENCY	.00	.00	.00	110,135.20	-110,135.20	.00
FUND/SCC-0229806 UNIVERSITY SCHOOL-AGENCY						
R1832 OTHER SCHOOL DISTRICTS	.00	38,420.26	.00	38,420.26	-38,420.26	.00
TOTAL UNIVERSITY SCHOOL-AGENC	.00	38,420.26	.00	38,420.26	-38,420.26	.00
FUND/SCC-0240000 EMP. BEN/SELF INS.PRESCRI						
R1839 OTHER ENTITIES	.00	201,395.58	.00	1,189,381.65	-1,189,381.65	.00
TOTAL EMP. BEN/SELF INS.PRESC	.00	201,395.58	.00	1,189,381.65	-1,189,381.65	.00
FUND/SCC-0249261 EMP. BEN/SELF INS./DENTAL						
R1839 OTHER ENTITIES	.00	61,413.13	.00	365,695.32	-365,695.32	.00
R1890 OTHER MISC RECEIPTS	.00	.00	.00	-114,000.00	114,000.00	.00
TOTAL EMP. BEN/SELF INS./DENT	.00	61,413.13	.00	251,695.32	-251,695.32	.00
FUND/SCC-0249262 EMP. BEN/SELF INS./HEALTH						
R1839 OTHER ENTITIES	.00	826,316.48	.00	4,885,223.59	-4,885,223.59	.00
R1890 OTHER MISC RECEIPTS	.00	.00	.00	114,950.00	-114,950.00	.00
TOTAL EMP. BEN/SELF INS./HEAL	.00	826,316.48	.00	5,000,173.59	-5,000,173.59	.00
FUND/SCC-0249264 EMP. BEN/SELF INS./COBRA						

POWERSCHOOL  
DATE: 01/19/2023  
TIME: 12:47:12

SHAKER HEIGHTS CITY SCHOOLS  
REVENUE STATUS REPORT

PAGE NUMBER: 8  
REVSTA11

SELECTION CRITERIA: ALL  
ACCOUNTING PERIOD: 6/23

SORTED BY: FUND/SCC,ACCOUNT  
TOTALLED ON: FUND/SCC  
PAGE BREAKS ON:

FUND/SCC-0249264 EMP. BEN/SELF INS./COBRA

ACCOUNT - - - - TITLE - - - - -	BUDGET	PERIOD RECEIPTS	RECEIVABLES	YEAR TO DATE RECEIPTS	AVAILABLE BALANCE	YTD/ BUD
R1839 OTHER ENTITIES	.00	5,054.40	.00	5,054.40	-5,054.40	.00
TOTAL EMP. BEN/SELF INS./COBR	.00	5,054.40	.00	5,054.40	-5,054.40	.00
FUND/SCC-0249270 DEARBORN LIFE INSURANCE						
R1839 OTHER ENTITIES	.00	5,393.13	.00	31,159.78	-31,159.78	.00
TOTAL DEARBORN LIFE INSURANCE	.00	5,393.13	.00	31,159.78	-31,159.78	.00
FUND/SCC-2009501 BOOKSTORE						
R1640 BOOKSTORE SALES	.00	980.00	.00	6,089.35	-6,089.35	.00
TOTAL BOOKSTORE	.00	980.00	.00	6,089.35	-6,089.35	.00
FUND/SCC-2009502 CHEERLEADERS						
R1625 SPORT ORIENTED ACTIVITIE	.00	174.00	.00	174.00	-174.00	.00
TOTAL CHEERLEADERS	.00	174.00	.00	174.00	-174.00	.00
FUND/SCC-2009506 YOUTH ENDING HUNGER						
R1626 PUBLIC SERVICE ACTIVITY	.00	2,068.50	.00	2,068.50	-2,068.50	.00
R1820 CONTRIBUT-PRIVATE SOURCE	.00	10.00	.00	10.00	-10.00	.00
TOTAL YOUTH ENDING HUNGER	.00	2,078.50	.00	2,078.50	-2,078.50	.00
FUND/SCC-2009512 MIDDLE SCHOOL MODEL UN						
R1631 ACADEMIC ORIENTED ACTIV	.00	1,300.00	.00	1,300.00	-1,300.00	.00
TOTAL MIDDLE SCHOOL MODEL UN	.00	1,300.00	.00	1,300.00	-1,300.00	.00
FUND/SCC-2009521 DRAMA						
R1622 LANGUAGE ORIENTD ACTIVIT	.00	245.00	.00	245.00	-245.00	.00
R1631 ACADEMIC ORIENTED ACTIV	.00	328.54	.00	1,672.46	-1,672.46	.00
R1820 CONTRIBUT-PRIVATE SOURCE	.00	160.00	.00	2,512.74	-2,512.74	.00
TOTAL DRAMA	.00	733.54	.00	4,430.20	-4,430.20	.00
FUND/SCC-2009525 LATIN CLUB						
R1622 LANGUAGE ORIENTD ACTIVIT	.00	.00	.00	897.00	-897.00	.00
R1632 LANGUAGE ORIENTD ACTIVIT	.00	320.00	.00	375.00	-375.00	.00
TOTAL LATIN CLUB	.00	320.00	.00	1,272.00	-1,272.00	.00
FUND/SCC-2009528 GRISTMILL						
R1626 PUBLIC SERVICE ACTIVITY	.00	840.00	.00	18,555.00	-18,555.00	.00
TOTAL GRISTMILL	.00	840.00	.00	18,555.00	-18,555.00	.00
FUND/SCC-2009531 INSTRUMENTAL						
R1634 MUSIC ORIENTED ACTIVITY	.00	.00	.00	10,572.00	-10,572.00	.00
TOTAL INSTRUMENTAL	.00	.00	.00	10,572.00	-10,572.00	.00
FUND/SCC-2009534 RUGBY CLUB						
R1625 SPORT ORIENTED ACTIVITIE	.00	.00	.00	195.00	-195.00	.00

POWERSCHOOL  
DATE: 01/19/2023  
TIME: 12:47:12

SHAKER HEIGHTS CITY SCHOOLS  
REVENUE STATUS REPORT

PAGE NUMBER: 9  
REVSTA11

SELECTION CRITERIA: ALL  
ACCOUNTING PERIOD: 6/23

SORTED BY: FUND/SCC,ACCOUNT  
TOTALLED ON: FUND/SCC  
PAGE BREAKS ON:

FUND/SCC-2009534 RUGBY CLUB

ACCOUNT - - - - TITLE - - - - -	BUDGET	PERIOD RECEIPTS	RECEIVABLES	YEAR TO DATE RECEIPTS	AVAILABLE BALANCE	YTD/ BUD
TOTAL RUGBY CLUB	.00	.00	.00	195.00	-195.00	.00
FUND/SCC-2009535 MODEL UN						
R1621 ACADEMIC ORIENTED ACTIV	.00	172.00	.00	172.00	-172.00	.00
TOTAL MODEL UN	.00	172.00	.00	172.00	-172.00	.00
FUND/SCC-2009539 ECOLOGY CLUB						
R1626 PUBLIC SERVICE ACTIVITY	.00	705.00	.00	705.00	-705.00	.00
R1820 CONTRIBUT-PRIVATE SOURCE	.00	.00	.00	203.57	-203.57	.00
TOTAL ECOLOGY CLUB	.00	705.00	.00	908.57	-908.57	.00
FUND/SCC-2009545 HS STUDENT COUNCIL						
R1820 CONTRIBUT-PRIVATE SOURCE	.00	.00	.00	156.90	-156.90	.00
TOTAL HS STUDENT COUNCIL	.00	.00	.00	156.90	-156.90	.00
FUND/SCC-2009553 SKI CLUB						
R1635 SPORT ORIENTED ACTIVITIE	.00	33,855.00	.00	33,955.00	-33,955.00	.00
TOTAL SKI CLUB	.00	33,855.00	.00	33,955.00	-33,955.00	.00
FUND/SCC-2009555 STUDENT COUNCIL NOT HS						
R1626 PUBLIC SERVICE ACTIVITY	.00	.00	.00	3,519.00	-3,519.00	.00
TOTAL STUDENT COUNCIL NOT HS	.00	.00	.00	3,519.00	-3,519.00	.00
FUND/SCC-2009586 RAIDERETTES (STUDENT ACTI						
R1634 MUSIC ORIENTED ACTIVITY	.00	.00	.00	2,661.50	-2,661.50	.00
TOTAL RAIDERETTES (STUDENT AC	.00	.00	.00	2,661.50	-2,661.50	.00
FUND/SCC-2009588 IB COMMUNITY SERVICE PROJ						
R1626 PUBLIC SERVICE ACTIVITY	.00	15.00	.00	60.00	-60.00	.00
TOTAL IB COMMUNITY SERVICE PR	.00	15.00	.00	60.00	-60.00	.00
FUND/SCC-2009603 CLASS OF 2022						
R1626 PUBLIC SERVICE ACTIVITY	.00	.00	.00	77.61	-77.61	.00
TOTAL CLASS OF 2022	.00	.00	.00	77.61	-77.61	.00
FUND/SCC-2009605 CLASS OF 2023						
R1626 PUBLIC SERVICE ACTIVITY	.00	.00	.00	21,408.71	-21,408.71	.00
R1820 CONTRIBUT-PRIVATE SOURCE	.00	.00	.00	759.79	-759.79	.00
TOTAL CLASS OF 2023	.00	.00	.00	22,168.50	-22,168.50	.00
FUND/SCC-2009609 MOCK TRIAL-HIGH SCHOOL						
R1626 PUBLIC SERVICE ACTIVITY	.00	557.00	.00	779.10	-779.10	.00
TOTAL MOCK TRIAL-HIGH SCHOOL	.00	557.00	.00	779.10	-779.10	.00

FUND/SCC-2009610 HS CLASS OF 2024

POWERSCHOOL  
DATE: 01/19/2023  
TIME: 12:47:12

SHAKER HEIGHTS CITY SCHOOLS  
REVENUE STATUS REPORT

PAGE NUMBER: 10  
REVSTA11

SELECTION CRITERIA: ALL  
ACCOUNTING PERIOD: 6/23

SORTED BY: FUND/SCC,ACCOUNT  
TOTALLED ON: FUND/SCC  
PAGE BREAKS ON:

FUND/SCC-2009610 HS CLASS OF 2024

ACCOUNT - - - - TITLE - - - - -	BUDGET	PERIOD RECEIPTS	RECEIVABLES	YEAR TO DATE RECEIPTS	AVAILABLE BALANCE	YTD/ BUD
R1626 PUBLIC SERVICE ACTIVITY	.00	1,729.00	.00	1,841.00	-1,841.00	.00
TOTAL HS CLASS OF 2024	.00	1,729.00	.00	1,841.00	-1,841.00	.00
FUND/SCC-2009612 HS CLASS OF 2025						
R1820 CONTRIBUT-PRIVATE SOURCE	.00	.00	.00	229.07	-229.07	.00
TOTAL HS CLASS OF 2025	.00	.00	.00	229.07	-229.07	.00
FUND/SCC-2009613 CLASS OF 2026						
R1820 CONTRIBUT-PRIVATE SOURCE	.00	.00	.00	157.63	-157.63	.00
TOTAL CLASS OF 2026	.00	.00	.00	157.63	-157.63	.00
FUND/SCC-2009614 RAIDER ROAST						
R1626 PUBLIC SERVICE ACTIVITY	.00	424.50	.00	1,008.00	-1,008.00	.00
R1820 CONTRIBUT-PRIVATE SOURCE	.00	.00	.00	2,026.07	-2,026.07	.00
TOTAL RAIDER ROAST	.00	424.50	.00	3,034.07	-3,034.07	.00
FUND/SCC-2009615 FIELDSTONE RIDING						
R1626 PUBLIC SERVICE ACTIVITY	.00	158.00	.00	384.25	-384.25	.00
R1820 CONTRIBUT-PRIVATE SOURCE	.00	.00	.00	695.23	-695.23	.00
TOTAL FIELDSTONE RIDING	.00	158.00	.00	1,079.48	-1,079.48	.00
FUND/SCC-2009616 HS SKI CLUB						
R1635 SPORT ORIENTED ACTIVITIE	.00	3,520.00	.00	3,520.00	-3,520.00	.00
TOTAL HS SKI CLUB	.00	3,520.00	.00	3,520.00	-3,520.00	.00
FUND/SCC-3009601 H.S. MEN'S ATHLETICS						
R1625 SPORT ORIENTED ACTIVITIE	.00	5,664.92	.00	52,266.57	-52,266.57	.00
R1890 OTHER MISC RECEIPTS	.00	.00	.00	1,682.09	-1,682.09	.00
R5100 TRANSFERS-IN	.00	.00	.00	65,000.00	-65,000.00	.00
TOTAL H.S. MEN'S ATHLETICS	.00	5,664.92	.00	118,948.66	-118,948.66	.00
FUND/SCC-3009602 M.S. ATHLETICS						
R1615 SPORT ORIENTED ACTIVITIE	.00	.00	.00	985.00	-985.00	.00
R1860 FINES	.00	.00	.00	20.00	-20.00	.00
R5100 TRANSFERS-IN	.00	.00	.00	20,000.00	-20,000.00	.00
TOTAL M.S. ATHLETICS	.00	.00	.00	21,005.00	-21,005.00	.00
FUND/SCC-3009603 H.S. WOMEN'S ATHLETICS						
R1625 SPORT ORIENTED ACTIVITIE	.00	2,167.16	.00	26,083.92	-26,083.92	.00
R1890 OTHER MISC RECEIPTS	.00	.00	.00	2,182.08	-2,182.08	.00
R5100 TRANSFERS-IN	.00	.00	.00	50,000.00	-50,000.00	.00
TOTAL H.S. WOMEN'S ATHLETICS	.00	2,167.16	.00	78,266.00	-78,266.00	.00
FUND/SCC-3009608 GIRLS VOLLEYBALL FUND						
R1625 SPORT ORIENTED ACTIVITIE	.00	.00	.00	1,743.00	-1,743.00	.00

POWERSCHOOL  
DATE: 01/19/2023  
TIME: 12:47:12

SHAKER HEIGHTS CITY SCHOOLS  
REVENUE STATUS REPORT

PAGE NUMBER: 11  
REVSTA11

SELECTION CRITERIA: ALL  
ACCOUNTING PERIOD: 6/23

SORTED BY: FUND/SCC,ACCOUNT  
TOTALLED ON: FUND/SCC  
PAGE BREAKS ON:

FUND/SCC-3009608 GIRLS VOLLEYBALL FUND

ACCOUNT - - - - TITLE - - - - -	BUDGET	PERIOD RECEIPTS	RECEIVABLES	YEAR TO DATE RECEIPTS	AVAILABLE BALANCE	YTD/ BUD
TOTAL GIRLS VOLLEYBALL FUND	.00	.00	.00	1,743.00	-1,743.00	.00
FUND/SCC-3009613 FOOTBALL FUNDRAISER						
R1635 SPORT ORIENTED ACTIVITIE	.00	.00	.00	50.00	-50.00	.00
TOTAL FOOTBALL FUNDRAISER	.00	.00	.00	50.00	-50.00	.00
FUND/SCC-3009614 BASKETBALL FUNDRAISER						
R1625 SPORT ORIENTED ACTIVITIE	.00	525.00	.00	3,310.00	-3,310.00	.00
R1820 CONTRIBUT-PRIVATE SOURCE	.00	2,050.00	.00	3,050.00	-3,050.00	.00
TOTAL BASKETBALL FUNDRAISER	.00	2,575.00	.00	6,360.00	-6,360.00	.00
FUND/SCC-3009616 BASEBALL FUNDRAISER						
R1820 CONTRIBUT-PRIVATE SOURCE	.00	31.57	.00	1,926.58	-1,926.58	.00
TOTAL BASEBALL FUNDRAISER	.00	31.57	.00	1,926.58	-1,926.58	.00
FUND/SCC-3009620 GIRLS CROSS COUNTRY FUND						
R1625 SPORT ORIENTED ACTIVITIE	.00	.00	.00	-450.00	450.00	.00
R1635 SPORT ORIENTED ACTIVITIE	.00	.00	.00	8,325.00	-8,325.00	.00
R1890 OTHER MISC RECEIPTS	.00	.00	.00	1,778.92	-1,778.92	.00
TOTAL GIRLS CROSS COUNTRY FUN	.00	.00	.00	9,653.92	-9,653.92	.00
FUND/SCC-3009625 BOYS SWIMMING FUNDRAISER						
R1820 CONTRIBUT-PRIVATE SOURCE	.00	405.00	.00	405.00	-405.00	.00
TOTAL BOYS SWIMMING FUNDRAISE	.00	405.00	.00	405.00	-405.00	.00
FUND/SCC-3009626 GIRLS SWIMMING FUNDRAISER						
R1635 SPORT ORIENTED ACTIVITIE	.00	415.00	.00	415.00	-415.00	.00
TOTAL GIRLS SWIMMING FUNDRAIS	.00	415.00	.00	415.00	-415.00	.00
FUND/SCC-3009629 MS ATHLETICS FUNDRAISER						
R1625 SPORT ORIENTED ACTIVITIE	.00	.00	.00	6,077.50	-6,077.50	.00
TOTAL MS ATHLETICS FUNDRAISER	.00	.00	.00	6,077.50	-6,077.50	.00
FUND/SCC-4019303 ST DOMINIC FY 23						
R1410 INTEREST ON INVESTMENTS	.00	91.01	.00	233.06	-233.06	.00
R3219 OTHR RSTRD GRANT AID -OH	.00	.00	.00	90,530.43	-90,530.43	.00
TOTAL ST DOMINIC FY 23	.00	91.01	.00	90,763.49	-90,763.49	.00
FUND/SCC-4519223 ETECH CONNECTIVITY FY23						
R3219 OTHR RSTRD GRANT AID -OH	.00	.00	.00	7,200.00	-7,200.00	.00
TOTAL ETECH CONNECTIVITY FY23	.00	.00	.00	7,200.00	-7,200.00	.00
FUND/SCC-4999022 PARENT MENTOR GRANT FY22						
R3219 OTHR RSTRD GRANT AID -OH	.00	.00	.00	5,992.65	-5,992.65	.00
TOTAL PARENT MENTOR GRANT FY2	.00	.00	.00	5,992.65	-5,992.65	.00

POWERSCHOOL  
DATE: 01/19/2023  
TIME: 12:47:12

SHAKER HEIGHTS CITY SCHOOLS  
REVENUE STATUS REPORT

PAGE NUMBER: 12  
REVSTA11

SELECTION CRITERIA: ALL  
ACCOUNTING PERIOD: 6/23

SORTED BY: FUND/SCC,ACCOUNT  
TOTALLED ON: FUND/SCC  
PAGE BREAKS ON:

FUND/SCC-4999022 PARENT MENTOR GRANT FY22

ACCOUNT - - - - TITLE - - - - -	BUDGET	PERIOD RECEIPTS	RECEIVABLES	YEAR TO DATE RECEIPTS	AVAILABLE BALANCE	YTD/ BUD
FUND/SCC-5079003 ARP ESSER FY23						
R4220 RSTRD GRANT AID-FED GOV	.00	519,954.32	.00	519,954.32	-519,954.32	.00
TOTAL ARP ESSER FY23	.00	519,954.32	.00	519,954.32	-519,954.32	.00
FUND/SCC-5079022 ESSER II						
R4220 RSTRD GRANT AID-FED GOV	.00	.00	.00	118,985.36	-118,985.36	.00
TOTAL ESSER II	.00	.00	.00	118,985.36	-118,985.36	.00
FUND/SCC-5079023 ARP ESSER						
R4220 RSTRD GRANT AID-FED GOV	.00	.00	.00	882,837.48	-882,837.48	.00
TOTAL ARP ESSER	.00	.00	.00	882,837.48	-882,837.48	.00
FUND/SCC-5079024 ARP HOMELESS						
R4220 RSTRD GRANT AID-FED GOV	.00	.00	.00	10,000.00	-10,000.00	.00
TOTAL ARP HOMELESS	.00	.00	.00	10,000.00	-10,000.00	.00
FUND/SCC-5169216 IDEA B FY22						
R4220 RSTRD GRANT AID-FED GOV	.00	.00	.00	365,671.05	-365,671.05	.00
TOTAL IDEA B FY22	.00	.00	.00	365,671.05	-365,671.05	.00
FUND/SCC-5169316 IDEA B FY23						
R4220 RSTRD GRANT AID-FED GOV	.00	116,311.13	.00	273,324.94	-273,324.94	.00
TOTAL IDEA B FY23	.00	116,311.13	.00	273,324.94	-273,324.94	.00
FUND/SCC-5519251 TITLE III LEP FY22						
R4220 RSTRD GRANT AID-FED GOV	.00	.00	.00	3,372.06	-3,372.06	.00
TOTAL TITLE III LEP FY22	.00	.00	.00	3,372.06	-3,372.06	.00
FUND/SCC-5519351 TITLE III LEP FY23						
R4220 RSTRD GRANT AID-FED GOV	.00	834.62	.00	2,086.55	-2,086.55	.00
TOTAL TITLE III LEP FY23	.00	834.62	.00	2,086.55	-2,086.55	.00
FUND/SCC-5729272 TITLE I FY22						
R4220 RSTRD GRANT AID-FED GOV	.00	.00	.00	145,952.54	-145,952.54	.00
TOTAL TITLE I FY22	.00	.00	.00	145,952.54	-145,952.54	.00
FUND/SCC-5729322 EOEC FY 22						
R4220 RSTRD GRANT AID-FED GOV	.00	.00	.00	7,794.23	-7,794.23	.00
TOTAL EOEC FY 22	.00	.00	.00	7,794.23	-7,794.23	.00
FUND/SCC-5729372 TITLE I FY23						
R4220 RSTRD GRANT AID-FED GOV	.00	124,703.20	.00	312,296.16	-312,296.16	.00
TOTAL TITLE I FY23	.00	124,703.20	.00	312,296.16	-312,296.16	.00



POWERSCHOOL  
DATE: 01/19/2023  
TIME: 12:47:12

SHAKER HEIGHTS CITY SCHOOLS  
REVENUE STATUS REPORT

PAGE NUMBER: 13  
REVSTA11

SELECTION CRITERIA: ALL  
ACCOUNTING PERIOD: 6/23

SORTED BY: FUND/SCC,ACCOUNT  
TOTALLED ON: FUND/SCC  
PAGE BREAKS ON:

FUND/SCC-5849022 TITLE IV FY22

ACCOUNT - - - - TITLE - - - - -	BUDGET	PERIOD RECEIPTS	RECEIVABLES	YEAR TO DATE RECEIPTS	AVAILABLE BALANCE	YTD/ BUD
FUND/SCC-5849022 TITLE IV FY22						
R1890 OTHER MISC RECEIPTS	.00	-6,743.18	.00	-6,743.18	6,743.18	.00
R4220 RSTRD GRANT AID-FED GOV	.00	.00	.00	28,448.63	-28,448.63	.00
TOTAL TITLE IV FY22	.00	-6,743.18	.00	21,705.45	-21,705.45	.00
FUND/SCC-5849023 TITLE IV FY23						
R4220 RSTRD GRANT AID-FED GOV	.00	.00	.00	10,815.00	-10,815.00	.00
TOTAL TITLE IV FY23	.00	.00	.00	10,815.00	-10,815.00	.00
FUND/SCC-5879287 PRE-K SPEC ED GRANT FY22						
R4220 RSTRD GRANT AID-FED GOV	.00	.00	.00	3,793.44	-3,793.44	.00
TOTAL PRE-K SPEC ED GRANT FY2	.00	.00	.00	3,793.44	-3,793.44	.00
FUND/SCC-5879387 PRE-K SPEC ED GRANT FY23						
R4220 RSTRD GRANT AID-FED GOV	.00	1,906.88	.00	4,767.20	-4,767.20	.00
TOTAL PRE-K SPEC ED GRANT FY2	.00	1,906.88	.00	4,767.20	-4,767.20	.00
FUND/SCC-5909290 TITLE II FY22						
R1890 OTHER MISC RECEIPTS	.00	-2,541.39	.00	-2,541.39	2,541.39	.00
R4220 RSTRD GRANT AID-FED GOV	.00	.00	.00	65,210.99	-65,210.99	.00
TOTAL TITLE II FY22	.00	-2,541.39	.00	62,669.60	-62,669.60	.00
FUND/SCC-5909390 TITLE II FY23						
R4220 RSTRD GRANT AID-FED GOV	.00	18,181.78	.00	40,658.60	-40,658.60	.00
TOTAL TITLE II FY23	.00	18,181.78	.00	40,658.60	-40,658.60	.00
TOTAL REPORT	.00	3,930,283.97	.00	61,581,426.25	-61,581,426.25	.00

## **8. BUDGET ACCOUNT SUMMARY**

POWERSCHOOL  
DATE: 01/19/2023  
TIME: 12:15:21

SHAKER HEIGHTS CITY SCHOOLS  
EXPENDITURE STATUS REPORT

PAGE NUMBER: 1  
EXPSTA11

SELECTION CRITERIA: ALL  
ACCOUNTING PERIOD: 6/23

SORTED BY: FUND/SCC,1ST SUBTOTAL,ACCOUNT  
TOTALLED ON: FUND/SCC,1ST SUBTOTAL  
PAGE BREAKS ON:

FUND/SCC-0010000 GENERAL  
1ST SUBTOTAL-100 GENERAL

ACCOUNT	TITLE	BUDGET	PERIOD EXPENDITURES	ENCUMBRANCES OUTSTANDING	YEAR TO DATE EXP	AVAILABLE BALANCE	YTD/ BUD
1ST SUBTOTAL-100	PERSONAL SERVICES						
111	REGULAR	39,726,312.00	3,202,002.97	.00	20,002,477.02	19,723,834.98	50.35
112	TEMPORARY	871,000.00	50,807.72	.00	220,127.37	650,872.63	25.27
113	SUPPLEMENTAL	1,315,000.00	243,352.20	.00	819,529.52	495,470.48	62.32
119	OTHER CERTIFIED SAL	-20,000.00	.00	.00	.00	-20,000.00	.00
121	SICK LEAVE	2,773,530.00	286,683.10	.00	1,057,151.13	1,716,378.87	38.12
122	PERSONAL LEAVE	462,579.00	57,052.64	.00	199,190.21	263,388.79	43.06
123	VACATION LEAVE	199,600.00	14,374.27	.00	115,052.53	84,547.47	57.64
125	PROFESSIONAL LEAVE	255,615.00	40,443.67	.00	187,434.24	68,180.76	73.33
127	JURY DUTY	16,201.00	1,145.83	.00	8,635.73	7,565.27	53.30
132	TERMINATION BENEFIT	97,384.00	.00	.00	49,788.40	47,595.60	51.13
139	OTHER CERTIFIED COM	221,616.00	57,031.63	22,927.13	267,745.64	-69,056.77	131.16
141	REGULAR	12,349,081.00	1,000,123.01	.00	5,902,102.09	6,446,978.91	47.79
142	TEMPORARY	358,000.00	29,843.08	.00	177,010.86	180,989.14	49.44
143	SUPPLEMENTAL	520,000.00	66,522.91	.00	297,321.02	222,678.98	57.18
144	OVERTIME	850,000.00	67,810.95	.00	542,531.78	307,468.22	63.83
149	OTHER NONCERTIFIED	3,000.00	.00	.00	4,675.03	-1,675.03	155.83
151	SICK LEAVE	792,596.00	64,240.26	.00	311,350.93	481,245.07	39.28
152	PERSONAL LEAVE	131,225.00	11,089.04	.00	64,649.66	66,575.34	49.27
153	VACATION LEAVE	647,338.00	36,037.11	.00	320,045.31	327,292.69	49.44
155	PROFESSIONAL LEAVE	17,316.00	3,929.55	.00	14,524.81	2,791.19	83.88
157	JURY DUTY	6,607.00	.00	.00	1,061.76	5,545.24	16.07
159	OTHER NONCERTIFIED	37,916.00	.00	.00	59,993.97	-22,077.97	158.23
162	TERMINATION BENEFIT	309,084.00	.00	.00	41,637.69	267,446.31	13.47
169	OTHER NONCERTIFIED	12,000.00	145.56	.00	4,620.32	7,379.68	38.50
172	STUDENT WORKERS	61,437.00	2,607.51	.00	25,522.25	35,914.75	41.54
179	OTHER EMPLOYEES	393,563.00	18,596.13	.00	147,946.04	245,616.96	37.59
	TOTAL PERSONAL SERVICES	62,408,000.00	5,253,839.14	22,927.13	30,842,125.31	31,542,947.56	49.46
1ST SUBTOTAL-200	EMPLOYEE RETIREMNT & INS.						
211	STRS-EMPLOYER'S SHA	6,419,674.00	548,517.74	.00	3,182,577.59	3,237,096.41	49.58
212	STRS-EMPLOYER'S SHA	367,326.00	31,668.24	.00	183,330.39	183,995.61	49.91
213	SOCIAL SECURITY	648,478.00	54,951.83	.00	325,876.25	322,601.75	50.25
221	SERS-EMPLOYER'S SHA	2,589,377.00	209,540.83	.00	1,259,174.19	1,330,202.81	48.63
222	SERS-EMPLOYER'S SHA	407,623.00	35,857.14	.00	213,277.52	194,345.48	52.32
223	SOCIAL SECURITY	216,522.00	17,706.20	.00	104,786.52	111,735.48	48.40
231	TUITION REIMBURSEME	115,556.39	.00	16,592.39	355.00	98,609.00	14.67
232	UNIFORM/TOOLSREIMBU	48,915.29	3,083.58	34,684.24	14,495.02	-263.97	100.54
233	MEETING EXPENSE-SUP	86,246.50	9,268.96	43,775.22	57,504.91	-15,033.63	117.43
241	MEDICAL/HOSPITALIZA	5,515,465.00	447,042.14	.00	2,707,865.12	2,807,599.88	49.10
242	LIFE INSURANCE	41,758.00	3,265.80	.00	19,404.97	22,353.03	46.47
243	DENTAL INSURANCE	430,530.00	33,154.50	.00	201,431.16	229,098.84	46.79
249	CERTIFIED OTHER INS	1,342,876.00	109,360.20	.00	661,351.86	681,524.14	49.25
251	MEDICAL/HOSPITALIZA	2,558,561.00	212,201.90	.00	1,217,116.79	1,341,444.21	47.57
252	LIFE INSURANCE	20,742.00	1,674.50	.00	9,269.09	11,472.91	44.69
253	DENTAL INSURANCE	204,418.00	15,909.68	.00	91,732.57	112,685.43	44.87

POWERSCHOOL  
DATE: 01/19/2023  
TIME: 12:15:21

SHAKER HEIGHTS CITY SCHOOLS  
EXPENDITURE STATUS REPORT

PAGE NUMBER: 2  
EXPSTA11

SELECTION CRITERIA: ALL  
ACCOUNTING PERIOD: 6/23

SORTED BY: FUND/SCC,1ST SUBTOTAL,ACCOUNT  
TOALED ON: FUND/SCC,1ST SUBTOTAL  
PAGE BREAKS ON:

FUND/SCC-0010000 GENERAL  
1ST SUBTOTAL-200 GENERAL

ACCOUNT	TITLE	BUDGET	PERIOD EXPENDITURES	ENCUMBRANCES OUTSTANDING	YEAR TO DATE EXP	AVAILABLE BALANCE	YTD/ BUD
259	NONCERTIFIED INS BE	625,150.00	51,591.54	.00	295,109.64	330,040.36	47.21
281	UNEMPLOYMENT CERTIF	.00	.00	25,000.00	.00	-25,000.00	.00
282	UNEMPLOYMENT NON-CE	13,500.00	.00	175,000.00	.00	-161,500.00	1296.30
	TOTAL EMPLOYEE RETIREMNT & IN	21,652,718.18	1,784,794.78	295,051.85	10,544,658.59	10,813,007.74	50.06
1ST SUBTOTAL-400	PURCHASED SERVICES						
411	INSTRUCTION SERVICE	113,967.50	1,207.15	68,183.50	8,724.00	37,060.00	67.48
412	INSTRUCT. IMPROV. S	356,103.26	96,211.92	195,247.11	228,559.09	-67,702.94	119.01
413	HEALTH SERVICES	599,559.16	94,847.31	484,442.25	178,321.93	-63,205.02	110.54
414	STAFF SERVICES	467,000.00	61,358.15	1,003,744.51	228,755.49	-765,500.00	263.92
415	MANAGEMENT SERVICES	60,539.97	4,577.00	33,564.73	27,496.24	-521.00	100.86
416	DATA PROCESSING SER	200,515.00	.00	32,031.40	120,641.36	47,842.24	76.14
417	STATISTICAL SERVICE	210,972.35	12,235.84	305,629.34	37,371.36	-132,028.35	162.58
418	PROF./LEGAL SERVICE	437,708.20	23,525.12	744,549.13	208,760.74	-515,601.67	217.80
419	OTHER PROF. & TECH.	2,744,998.38	311,616.34	1,848,245.58	1,391,602.39	-494,849.59	118.03
422	GARBAGE REMOVE & CL	85,487.88	6,302.33	42,777.60	39,931.49	2,778.79	96.75
423	REPAIRS & MAINTENAN	2,596,864.00	98,038.47	1,246,386.27	1,337,733.43	12,744.30	99.51
424	PROPERTY INSURANCE	179,000.00	.00	.00	195,021.00	-16,021.00	108.95
425	RENTALS	127,767.00	3,232.54	27,311.23	100,361.47	94.30	99.93
426	LEASE PURCHASE AGRE	125,964.79	9,673.25	58,341.29	59,365.50	8,258.00	93.44
431	CERTIFIED TRAVEL RE	5,964.76	907.17	2,566.25	5,862.13	-2,463.62	141.30
432	CERTIFIED MEETING E	171,993.39	16,841.27	12,549.99	137,448.48	21,994.92	87.21
433	NONCERTIFIED TRAVEL	1,975.60	159.50	967.70	1,280.58	-272.68	113.80
434	NONCERTIFIED MEETIN	65,616.00	4,302.38	11,518.00	20,880.06	33,217.94	49.38
439	OTHER TRAV./MEET EX	6,140.00	340.00	.00	880.00	5,260.00	14.33
441	TELEPHONE SERVICE	226,040.25	25,717.15	144,966.03	79,732.76	1,341.46	99.41
442	TELEGRAPH SERVICE	-97,400.00	-102,851.33	.00	-197,979.60	100,579.60	203.26
443	POSTAGE	21,596.00	75.35	.00	10,180.09	11,415.91	47.14
444	POSTAGE MACHINE REN	1,376.76	.00	1,376.76	2,752.08	-2,752.08	299.90
445	MAIL/MESSENGER SERV	1,755.29	149.53	2,912.52	190.23	-1,347.46	176.77
446	ADVERTISING	4,175.00	994.20	950.00	1,465.60	1,759.40	57.86
447	INTERNET ACCESS SER	33,775.00	2,723.86	19,068.72	16,343.16	-1,636.88	104.85
451	ELECTRICITY	551,000.00	46,810.69	418,738.68	223,761.32	-91,500.00	116.61
452	WATER AND SEWAGE	314,000.00	30,607.13	181,808.30	172,891.70	-40,700.00	112.96
453	GAS	352,000.00	19,452.55	281,767.56	124,232.44	-54,000.00	115.34
461	PRINTING AND BINDIN	57,807.32	8,385.04	10,661.82	15,688.01	31,457.49	45.58
471	TUITION PD. OTHER O	49,273.00	2,738.80	15,000.00	8,497.00	25,776.00	47.69
474	EXCESS COSTS	270,615.00	.00	.00	.00	270,615.00	.00
475	SPEC ED PMNT WITHIN	2,338,805.73	168,598.23	1,417,375.77	867,310.69	54,119.27	97.69
476	PAYMNT UNDER A VOC.	682,508.59	29,289.32	242,129.59	126,010.72	314,368.28	53.94
477	PAYMNT UNDER OPEN E	10,680.72	.00	28,460.35	2,220.37	-20,000.00	287.25
479	OTHER PAYMENTS	71,397.00	3,004.74	.00	26,345.70	45,051.30	36.90
483	TRANSP. FROM OTHER	1,005,446.00	34,109.50	670,406.88	465,826.68	-130,787.56	113.01
489	TRANSPORTATION OTHR	-297.00	.00	.00	.00	-297.00	.00
499	OTHER PURCHASED SER	250,000.00	1,448.68	.00	1,448.68	248,551.32	.58
	TOTAL PURCHASED SERVICES	14,702,691.90	1,016,629.18	9,553,678.86	6,275,914.37	-1,126,901.33	107.66

POWERSCHOOL  
DATE: 01/19/2023  
TIME: 12:15:21

SHAKER HEIGHTS CITY SCHOOLS  
EXPENDITURE STATUS REPORT

PAGE NUMBER: 3  
EXPSTA11

SELECTION CRITERIA: ALL  
ACCOUNTING PERIOD: 6/23

SORTED BY: FUND/SCC,1ST SUBTOTAL,ACCOUNT  
TOTALLED ON: FUND/SCC,1ST SUBTOTAL  
PAGE BREAKS ON:

FUND/SCC-0010000 GENERAL  
1ST SUBTOTAL-400 GENERAL

ACCOUNT	TITLE	BUDGET	PERIOD EXPENDITURES	ENCUMBRANCES OUTSTANDING	YEAR TO DATE EXP	AVAILABLE BALANCE	YTD/ BUD
1ST SUBTOTAL-500	SUPPLIES AND MATERIALS						
511	CLASSROOM SUPPLIES	623,941.67	41,830.29	224,000.23	371,253.00	28,688.44	95.40
512	OFFICE SUPPLIES	104,215.18	1,371.71	34,051.42	34,797.44	35,366.32	66.06
514	HEALTH & HYGIENE SU	8,448.00	760.49	2,327.36	10,333.90	-4,213.26	149.87
516	SOFTWARE MATERIALS	504,687.45	23,866.71	85,206.48	273,303.75	146,177.22	71.04
517	COMPUTER SUPPLIES	36,671.58	8,801.74	13,113.32	31,910.16	-8,351.90	122.77
519	OTHER GENERAL SUPPL	1,239,311.52	39,866.17	1,878,565.13	366,235.38	-1,005,488.99	181.13
521	NEW TEXTBOOKS	78,929.30	5,575.85	16,340.36	153,409.70	-90,820.76	215.07
522	REPLACEMENT TEXTBOO	745.00	.00	.00	.00	745.00	.00
523	REBINDING TEXTBOOKS	3,653.00	.00	1,012.85	487.15	2,153.00	41.06
524	SUPPLEMENTAL TEXTBO	.00	.00	.00	687.86	-687.86	.00
525	ELECTRON INSTRUC MA	258,495.50	.00	9,532.07	427,684.99	-178,721.56	169.14
531	NEW LIBRARY BOOKS	116,908.35	2,396.28	36,466.22	31,029.15	49,412.98	57.73
541	NEWSPAPERS	1,554.00	64.00	.00	68.00	1,486.00	4.38
542	PERIODICALS	4,833.00	174.95	2,100.00	2,010.45	722.55	85.05
543	ELECTRONIC MEDIA	45.00	.00	.00	.00	45.00	.00
546	SUBSCRIPTION SERVIC	53,787.00	353.63	96.00	48,873.01	4,817.99	91.04
549	OTHER	281.00	.00	.00	.00	281.00	.00
560	FOOD & MATERIALS	18,329.78	1,230.49	4,050.94	10,174.96	4,103.88	77.61
569	OTHER	2,745.00	515.28	5,129.50	3,498.62	-5,883.12	314.32
571	LAND	50,891.43	-111.90	18,495.68	1,627.27	30,768.48	39.54
572	BUILDINGS	218,547.45	21,480.73	62,551.86	130,619.02	25,376.57	88.39
573	EQUIPMENT AND FURNI	34,474.00	.00	633.00	1,123.91	32,717.09	5.10
581	VEHICLE REPAIR PART	289,500.72	8,098.86	216,267.39	107,582.93	-34,349.60	111.87
582	FUEL	275,435.84	.00	126,813.53	128,622.31	20,000.00	92.74
583	TIRES AND TUBES	14,241.37	2,654.38	8,472.89	11,994.97	-6,226.49	143.72
	TOTAL SUPPLIES AND MATERIALS	3,940,672.14	158,929.66	2,745,226.23	2,147,327.93	-951,882.02	124.16
1ST SUBTOTAL-600	CAPITAL OUTLAY						
620	BUILDINGS	39,027.29	.00	72,654.29	.00	-33,627.00	186.16
630	IMPROVEMENTS NON BU	6,384.00	.00	657.00	29,690.12	-23,963.12	475.36
640	EQUIPMENT	1,840,660.88	11,621.02	851,449.74	275,710.07	713,501.07	61.24
644	TECHNICAL EQUIPMENT	212,604.34	4,179.11	17,405.14	104,541.05	90,658.15	57.36
645	CAPITALIZED EQUIPME	188,383.00	.00	40,189.00	10,875.00	137,319.00	27.11
650	VEHICLES	270,635.63	.00	59,094.63	.00	211,541.00	21.84
660	SCHOOL BUSES	520,799.00	.00	520,799.00	.00	.00	100.00
	TOTAL CAPITAL OUTLAY	3,078,494.14	15,800.13	1,562,248.80	420,816.24	1,095,429.10	64.42
1ST SUBTOTAL-800	OTHER OBJECTS						
811	SERIAL BONDS	200,000.00	200,000.00	.00	200,000.00	.00	100.00
814	LOAN FOR ENERGY CON	160,000.00	160,000.00	.00	160,000.00	.00	100.00
821	SERIAL BONDS	2,000.00	2,000.00	.00	2,000.00	.00	100.00
824	LOANS-ENERGY CONSER	21,425.00	11,512.50	.00	11,512.50	9,912.50	53.73
841	MEMBERSHIP-PROFESSI	116,465.00	6,219.00	22,781.87	111,165.13	-17,482.00	115.01
843	AUDIT EXAMINATIONS	46,276.00	5,075.00	26,025.00	15,675.00	4,576.00	90.11

POWERSCHOOL  
DATE: 01/19/2023  
TIME: 12:15:21

SHAKER HEIGHTS CITY SCHOOLS  
EXPENDITURE STATUS REPORT

PAGE NUMBER: 4  
EXPSTA11

SELECTION CRITERIA: ALL  
ACCOUNTING PERIOD: 6/23

SORTED BY: FUND/SCC,1ST SUBTOTAL,ACCOUNT  
TOALED ON: FUND/SCC,1ST SUBTOTAL  
PAGE BREAKS ON:

FUND/SCC-0010000 GENERAL  
1ST SUBTOTAL-800 GENERAL

ACCOUNT	- - - - TITLE - - - -	BUDGET	PERIOD EXPENDITURES	ENCUMBRANCES OUTSTANDING	YEAR TO DATE EXP	AVAILABLE BALANCE	YTD/ BUD
845	PROPERTY TAX COLLEC	1,318,000.00	.00	.00	537,394.25	780,605.75	40.77
848	BANK CHARGES	117,961.18	25,505.77	90,193.36	57,917.82	-30,150.00	125.56
849	OTHER DUES AND FEES	25,751.00	3,076.25	1,615.75	19,738.39	4,396.86	82.93
851	LIABILITY INSURANCE	195,000.00	.00	2,899.52	185,131.48	6,969.00	96.43
864	OUT OF COURT SETTLE	75,003.65	.00	82,314.00	16,085.65	-23,396.00	131.19
869	OTHER JUDGMENTS	613.00	.00	217.00	.00	396.00	35.40
870	TAXES AND ASSESSMEN	5,157.18	.00	5,154.18	.00	3.00	99.94
880	AWARDS AND PRIZES	1,316.00	84.15	.00	116.05	1,199.95	8.82
889	OTHER AWARDS AND PR	3,555.00	345.40	624.00	345.40	2,585.60	27.27
	TOTAL OTHER OBJECTS	2,288,523.01	413,818.07	231,824.68	1,317,081.67	739,616.66	67.68
1ST SUBTOTAL-900 OTHER USES OF FUNDS							
910	TRANSFER & CONTINGE	375,000.00	.00	.00	135,000.00	240,000.00	36.00
	TOTAL OTHER USES OF FUNDS	375,000.00	.00	.00	135,000.00	240,000.00	36.00
	TOTAL GENERAL	108,446,099.37	8,643,810.96	14,410,957.55	51,682,924.11	42,352,217.71	60.95
FUND/SCC-0020000 BOND RETIREMENT							
1ST SUBTOTAL-400 PURCHASED SERVICES							
418	PROF./LEGAL SERVICE	.00	.00	20,000.00	.00	-20,000.00	.00
	TOTAL PURCHASED SERVICES	.00	.00	20,000.00	.00	-20,000.00	.00
1ST SUBTOTAL-800 OTHER OBJECTS							
811	SERIAL BONDS	.00	1,290,000.00	.00	1,290,000.00	-1,290,000.00	.00
821	SERIAL BONDS	.00	88,095.00	.00	88,095.00	-88,095.00	.00
845	PROPERTY TAX COLLEC	.00	.00	.00	12,418.72	-12,418.72	.00
	TOTAL OTHER OBJECTS	.00	1,378,095.00	.00	1,390,513.72	-1,390,513.72	.00
	TOTAL BOND RETIREMENT	.00	1,378,095.00	20,000.00	1,390,513.72	-1,410,513.72	.00
FUND/SCC-0029400 BOND DEC 2017							
1ST SUBTOTAL-800 OTHER OBJECTS							
811	SERIAL BONDS	.00	1,145,000.00	.00	1,145,000.00	-1,145,000.00	.00
821	SERIAL BONDS	.00	443,441.25	.00	443,441.25	-443,441.25	.00
845	PROPERTY TAX COLLEC	.00	.00	.00	17,468.90	-17,468.90	.00
	TOTAL OTHER OBJECTS	.00	1,588,441.25	.00	1,605,910.15	-1,605,910.15	.00
	TOTAL BOND DEC 2017	.00	1,588,441.25	.00	1,605,910.15	-1,605,910.15	.00
FUND/SCC-0049165 SSF - TECHNOLOGY PROJECTS							
1ST SUBTOTAL-600 CAPITAL OUTLAY							
644	TECHNICAL EQUIPMENT	2,046.26	.00	2,046.26	.00	.00	100.00
	TOTAL CAPITAL OUTLAY	2,046.26	.00	2,046.26	.00	.00	100.00
	TOTAL SSF - TECHNOLOGY PROJEC	2,046.26	.00	2,046.26	.00	.00	100.00

POWERSCHOOL  
DATE: 01/19/2023  
TIME: 12:15:21

SHAKER HEIGHTS CITY SCHOOLS  
EXPENDITURE STATUS REPORT

PAGE NUMBER: 5  
EXPSTA11

SELECTION CRITERIA: ALL  
ACCOUNTING PERIOD: 6/23

SORTED BY: FUND/SCC,1ST SUBTOTAL,ACCOUNT  
TOTALED ON: FUND/SCC,1ST SUBTOTAL  
PAGE BREAKS ON:

FUND/SCC-0049167 SSF PROJECTS - RED & WHIT  
1ST SUBTOTAL-600 SSF PROJECTS - RED & WHIT

ACCOUNT	TITLE	BUDGET	PERIOD EXPENDITURES	ENCUMBRANCES OUTSTANDING	YEAR TO DATE EXP	AVAILABLE BALANCE	YTD/ BUD
FUND/SCC-0049167 SSF PROJECTS - RED & WHIT							
1ST SUBTOTAL-600 CAPITAL OUTLAY							
644	TECHNICAL EQUIPMENT	.00	.00	2,983.75	172.00	-3,155.75	.00
	TOTAL CAPITAL OUTLAY	.00	.00	2,983.75	172.00	-3,155.75	.00
	TOTAL SSF PROJECTS - RED & WH	.00	.00	2,983.75	172.00	-3,155.75	.00
FUND/SCC-0049401 BANS FY18 \$9.9MM							
1ST SUBTOTAL-600 CAPITAL OUTLAY							
630	IMPROVEMENTS NON BU	.00	.00	.00	114,768.75	-114,768.75	.00
	TOTAL CAPITAL OUTLAY	.00	.00	.00	114,768.75	-114,768.75	.00
	TOTAL BANS FY18 \$9.9MM	.00	.00	.00	114,768.75	-114,768.75	.00
FUND/SCC-0060000 FOOD SERVICES							
1ST SUBTOTAL-400 PURCHASED SERVICES							
415	MANAGEMENT SERVICES	167,752.20	220,183.75	979,816.25	682,355.95	-1,494,420.00	990.85
419	OTHER PROF. & TECH.	.00	425.04	1,574.96	425.04	-2,000.00	.00
423	REPAIRS & MAINTENAN	743.19	1,848.60	3,894.59	7,813.34	-10,964.74	1575.36
	TOTAL PURCHASED SERVICES	168,495.39	222,457.39	985,285.80	690,594.33	-1,507,384.74	994.61
1ST SUBTOTAL-600 CAPITAL OUTLAY							
640	EQUIPMENT	18,535.90	.00	18,535.90	.00	.00	100.00
650	VEHICLES	2,830.00	.00	2,830.00	.00	.00	100.00
	TOTAL CAPITAL OUTLAY	21,365.90	.00	21,365.90	.00	.00	100.00
1ST SUBTOTAL-800 OTHER OBJECTS							
849	OTHER DUES AND FEES	145.00	.00	1,569.00	.00	-1,424.00	1082.07
899	OTHER MISCELLANEOUS	.00	.00	.00	761.00	-761.00	.00
	TOTAL OTHER OBJECTS	145.00	.00	1,569.00	761.00	-2,185.00	1606.90
	TOTAL FOOD SERVICES	190,006.29	222,457.39	1,008,220.70	691,355.33	-1,509,569.74	894.48
FUND/SCC-0079231 LO YOUTH LITERACY GRANT							
1ST SUBTOTAL-100 PERSONAL SERVICES							
113	SUPPLEMENTAL	.00	130.00	.00	130.00	-130.00	.00
	TOTAL PERSONAL SERVICES	.00	130.00	.00	130.00	-130.00	.00
1ST SUBTOTAL-200 EMPLOYEE RETIREMNT & INS.							
211	STRS-EMPLOYER'S SHA	.00	17.91	.00	17.91	-17.91	.00
213	SOCIAL SECURITY	.00	1.85	.00	1.85	-1.85	.00
	TOTAL EMPLOYEE RETIREMNT & IN	.00	19.76	.00	19.76	-19.76	.00
1ST SUBTOTAL-500 SUPPLIES AND MATERIALS							
511	CLASSROOM SUPPLIES	.00	1,548.28	17.04	2,935.76	-2,952.80	.00
	TOTAL SUPPLIES AND MATERIALS	.00	1,548.28	17.04	2,935.76	-2,952.80	.00

POWERSCHOOL  
DATE: 01/19/2023  
TIME: 12:15:21

SHAKER HEIGHTS CITY SCHOOLS  
EXPENDITURE STATUS REPORT

PAGE NUMBER: 6  
EXPSTA11

SELECTION CRITERIA: ALL  
ACCOUNTING PERIOD: 6/23

SORTED BY: FUND/SCC,1ST SUBTOTAL,ACCOUNT  
TOTALLED ON: FUND/SCC,1ST SUBTOTAL  
PAGE BREAKS ON:

FUND/SCC-0079231 LO YOUTH LITERACY GRANT  
1ST SUBTOTAL-500 LO YOUTH LITERACY GRANT

ACCOUNT	- - - - TITLE - - - -	BUDGET	PERIOD EXPENDITURES	ENCUMBRANCES OUTSTANDING	YEAR TO DATE EXP	AVAILABLE BALANCE	YTD/ BUD
TOTAL LO YOUTH LITERACY GRANT		.00	1,698.04	17.04	3,085.52	-3,102.56	.00
FUND/SCC-0079976 MALTZ MUSEUM AWARD							
1ST SUBTOTAL-400 PURCHASED SERVICES							
433 NONCERTIFIED TRAVEL		.00	2,250.00	.00	2,250.00	-2,250.00	.00
TOTAL PURCHASED SERVICES		.00	2,250.00	.00	2,250.00	-2,250.00	.00
TOTAL MALTZ MUSEUM AWARD		.00	2,250.00	.00	2,250.00	-2,250.00	.00
FUND/SCC-0079993 MHJ - EQUITY FOCUSED FY22							
1ST SUBTOTAL-400 PURCHASED SERVICES							
419 OTHER PROF. & TECH.		30,000.00	.00	.00	30,000.00	.00	100.00
TOTAL PURCHASED SERVICES		30,000.00	.00	.00	30,000.00	.00	100.00
TOTAL MHJ - EQUITY FOCUSED FY		30,000.00	.00	.00	30,000.00	.00	100.00
FUND/SCC-0079994 MHJ-MS LRNG GARD							
1ST SUBTOTAL-500 SUPPLIES AND MATERIALS							
519 OTHER GENERAL SUPPL		.00	.00	330.00	1,420.00	-1,750.00	.00
TOTAL SUPPLIES AND MATERIALS		.00	.00	330.00	1,420.00	-1,750.00	.00
TOTAL MHJ-MS LRNG GARD		.00	.00	330.00	1,420.00	-1,750.00	.00
FUND/SCC-0079995 MHJ-IC CHAPMAN AWARD							
1ST SUBTOTAL-500 SUPPLIES AND MATERIALS							
511 CLASSROOM SUPPLIES		.00	79.45	17.97	212.25	-230.22	.00
TOTAL SUPPLIES AND MATERIALS		.00	79.45	17.97	212.25	-230.22	.00
TOTAL MHJ-IC CHAPMAN AWARD		.00	79.45	17.97	212.25	-230.22	.00
FUND/SCC-0090000 UNIFORM SCHOOL SUPP							
1ST SUBTOTAL-500 SUPPLIES AND MATERIALS							
511 CLASSROOM SUPPLIES		.00	.00	.00	201.48	-201.48	.00
TOTAL SUPPLIES AND MATERIALS		.00	.00	.00	201.48	-201.48	.00
TOTAL UNIFORM SCHOOL SUPP		.00	.00	.00	201.48	-201.48	.00
FUND/SCC-0099010 STORED VALUE CARDS - BLVD							
1ST SUBTOTAL-500 SUPPLIES AND MATERIALS							
511 CLASSROOM SUPPLIES		.00	130.73	141.62	4,896.38	-5,038.00	.00
TOTAL SUPPLIES AND MATERIALS		.00	130.73	141.62	4,896.38	-5,038.00	.00
TOTAL STORED VALUE CARDS - BL		.00	130.73	141.62	4,896.38	-5,038.00	.00
FUND/SCC-0099020 STORED VALUE CARDS - FERN							



POWERSCHOOL  
DATE: 01/19/2023  
TIME: 12:15:21

SHAKER HEIGHTS CITY SCHOOLS  
EXPENDITURE STATUS REPORT

PAGE NUMBER: 7  
EXPSTA11

SELECTION CRITERIA: ALL  
ACCOUNTING PERIOD: 6/23

SORTED BY: FUND/SCC,1ST SUBTOTAL,ACCOUNT  
TOTALLED ON: FUND/SCC,1ST SUBTOTAL  
PAGE BREAKS ON:

FUND/SCC-0099020 STORED VALUE CARDS - FERN  
1ST SUBTOTAL-500 STORED VALUE CARDS - FERN

ACCOUNT	TITLE	BUDGET	PERIOD EXPENDITURES	ENCUMBRANCES OUTSTANDING	YEAR TO DATE EXP	AVAILABLE BALANCE	YTD/ BUD
1ST SUBTOTAL-500	SUPPLIES AND MATERIALS						
511	CLASSROOM SUPPLIES	.00	12.48	.00	4,821.39	-4,821.39	.00
	TOTAL SUPPLIES AND MATERIALS	.00	12.48	.00	4,821.39	-4,821.39	.00
	TOTAL STORED VALUE CARDS - FE	.00	12.48	.00	4,821.39	-4,821.39	.00
FUND/SCC-0099030	STORED VALUE CARDS - LOMO						
1ST SUBTOTAL-500	SUPPLIES AND MATERIALS						
511	CLASSROOM SUPPLIES	.00	441.61	.00	6,063.74	-6,063.74	.00
	TOTAL SUPPLIES AND MATERIALS	.00	441.61	.00	6,063.74	-6,063.74	.00
	TOTAL STORED VALUE CARDS - LO	.00	441.61	.00	6,063.74	-6,063.74	.00
FUND/SCC-0099060	STORED VALUE CARDS - MERC						
1ST SUBTOTAL-500	SUPPLIES AND MATERIALS						
511	CLASSROOM SUPPLIES	.00	33.75	.00	5,088.83	-5,088.83	.00
	TOTAL SUPPLIES AND MATERIALS	.00	33.75	.00	5,088.83	-5,088.83	.00
	TOTAL STORED VALUE CARDS - ME	.00	33.75	.00	5,088.83	-5,088.83	.00
FUND/SCC-0099080	STORED VALUE CARDS - ONAW						
1ST SUBTOTAL-500	SUPPLIES AND MATERIALS						
511	CLASSROOM SUPPLIES	.00	1,089.63	.00	4,779.16	-4,779.16	.00
	TOTAL SUPPLIES AND MATERIALS	.00	1,089.63	.00	4,779.16	-4,779.16	.00
	TOTAL STORED VALUE CARDS - ON	.00	1,089.63	.00	4,779.16	-4,779.16	.00
FUND/SCC-0099110	STORED VALUE CARDS - WOOD						
1ST SUBTOTAL-500	SUPPLIES AND MATERIALS						
511	CLASSROOM SUPPLIES	.00	169.30	.00	12,375.03	-12,375.03	.00
519	OTHER GENERAL SUPPL	.00	-125.42	.00	-125.42	125.42	.00
	TOTAL SUPPLIES AND MATERIALS	.00	43.88	.00	12,249.61	-12,249.61	.00
	TOTAL STORED VALUE CARDS - WO	.00	43.88	.00	12,249.61	-12,249.61	.00
FUND/SCC-0099209	STORED VALUE CARDS - MAST						
1ST SUBTOTAL-500	SUPPLIES AND MATERIALS						
511	CLASSROOM SUPPLIES	.00	6,841.58	.00	4,369.88	-4,369.88	.00
	TOTAL SUPPLIES AND MATERIALS	.00	6,841.58	.00	4,369.88	-4,369.88	.00
	TOTAL STORED VALUE CARDS - MA	.00	6,841.58	.00	4,369.88	-4,369.88	.00
FUND/SCC-0099218	INSTRUCTIONAL FEES HIGH S						
1ST SUBTOTAL-500	SUPPLIES AND MATERIALS						
511	CLASSROOM SUPPLIES	.00	145.18	1,870.81	10,598.62	-12,469.43	.00
	TOTAL SUPPLIES AND MATERIALS	.00	145.18	1,870.81	10,598.62	-12,469.43	.00

POWERSCHOOL  
DATE: 01/19/2023  
TIME: 12:15:21

SHAKER HEIGHTS CITY SCHOOLS  
EXPENDITURE STATUS REPORT

PAGE NUMBER: 8  
EXPSTA11

SELECTION CRITERIA: ALL  
ACCOUNTING PERIOD: 6/23

SORTED BY: FUND/SCC,1ST SUBTOTAL,ACCOUNT  
TOTALLED ON: FUND/SCC,1ST SUBTOTAL  
PAGE BREAKS ON:

FUND/SCC-0099218 INSTRUCTIONAL FEES HIGH S  
1ST SUBTOTAL-500 INSTRUCTIONAL FEES HIGH S

ACCOUNT	TITLE	BUDGET	PERIOD EXPENDITURES	ENCUMBRANCES OUTSTANDING	YEAR TO DATE EXP	AVAILABLE BALANCE	YTD/ BUD
TOTAL INSTRUCTIONAL FEES HIGH		.00	145.18	1,870.81	10,598.62	-12,469.43	.00
FUND/SCC-0119231 SPECIAL TEST - AP							
1ST SUBTOTAL-500 SUPPLIES AND MATERIALS							
519 OTHER GENERAL SUPPL		3,822.00	.00	3,822.00	.00	.00	100.00
569 OTHER		.00	.00	510.00	.00	-510.00	.00
TOTAL SUPPLIES AND MATERIALS		3,822.00	.00	4,332.00	.00	-510.00	113.34
TOTAL SPECIAL TEST - AP		3,822.00	.00	4,332.00	.00	-510.00	113.34
FUND/SCC-0119588 IB TESTING							
1ST SUBTOTAL-800 OTHER OBJECTS							
849 OTHER DUES AND FEES		.00	.00	350.00	34,531.00	-34,881.00	.00
TOTAL OTHER OBJECTS		.00	.00	350.00	34,531.00	-34,881.00	.00
TOTAL IB TESTING		.00	.00	350.00	34,531.00	-34,881.00	.00
FUND/SCC-0119918 EL SISTEMA - LOMOND VIOLI							
1ST SUBTOTAL-400 PURCHASED SERVICES							
419 OTHER PROF. & TECH.		.00	.00	4,000.00	.00	-4,000.00	.00
TOTAL PURCHASED SERVICES		.00	.00	4,000.00	.00	-4,000.00	.00
1ST SUBTOTAL-500 SUPPLIES AND MATERIALS							
519 OTHER GENERAL SUPPL		.00	440.00	.00	440.00	-440.00	.00
TOTAL SUPPLIES AND MATERIALS		.00	440.00	.00	440.00	-440.00	.00
TOTAL EL SISTEMA - LOMOND VIO		.00	440.00	4,000.00	440.00	-4,440.00	.00
FUND/SCC-0149235 GERMAN SUMMER TRAVEL							
1ST SUBTOTAL-400 PURCHASED SERVICES							
419 OTHER PROF. & TECH.		.00	.00	.00	2,315.64	-2,315.64	.00
439 OTHER TRAV./MEET EX		.00	.00	118.08	4,531.48	-4,649.56	.00
489 TRANSPORTATION OTHR		.00	.00	.00	1,289.50	-1,289.50	.00
TOTAL PURCHASED SERVICES		.00	.00	118.08	8,136.62	-8,254.70	.00
TOTAL GERMAN SUMMER TRAVEL		.00	.00	118.08	8,136.62	-8,254.70	.00
FUND/SCC-0149237 ROTARY-INTERNAL SERV OTHE							
1ST SUBTOTAL-400 PURCHASED SERVICES							
419 OTHER PROF. & TECH.		.00	.00	2,946.00	2,612.00	-5,558.00	.00
TOTAL PURCHASED SERVICES		.00	.00	2,946.00	2,612.00	-5,558.00	.00
1ST SUBTOTAL-500 SUPPLIES AND MATERIALS							
519 OTHER GENERAL SUPPL		.00	.00	.00	240.00	-240.00	.00
TOTAL SUPPLIES AND MATERIALS		.00	.00	.00	240.00	-240.00	.00

POWERSCHOOL  
DATE: 01/19/2023  
TIME: 12:15:21

SHAKER HEIGHTS CITY SCHOOLS  
EXPENDITURE STATUS REPORT

PAGE NUMBER: 9  
EXPSTA11

SELECTION CRITERIA: ALL  
ACCOUNTING PERIOD: 6/23

SORTED BY: FUND/SCC,1ST SUBTOTAL,ACCOUNT  
TOALED ON: FUND/SCC,1ST SUBTOTAL  
PAGE BREAKS ON:

FUND/SCC-0149237 ROTARY-INTERNAL SERV OTHE  
1ST SUBTOTAL-500 ROTARY-INTERNAL SERV OTHE

ACCOUNT	- - - - TITLE - - - -	BUDGET	PERIOD EXPENDITURES	ENCUMBRANCES OUTSTANDING	YEAR TO DATE EXP	AVAILABLE BALANCE	YTD/ BUD
	TOTAL ROTARY-INTERNAL SERV OT	.00	.00	2,946.00	2,852.00	-5,798.00	.00
FUND/SCC-0149238	RTA TICKETS						
1ST SUBTOTAL-400	PURCHASED SERVICES						
483	TRANSP. FROM OTHER	.00	.00	3,500.00	1,137.50	-4,637.50	.00
	TOTAL PURCHASED SERVICES	.00	.00	3,500.00	1,137.50	-4,637.50	.00
	TOTAL RTA TICKETS	.00	.00	3,500.00	1,137.50	-4,637.50	.00
FUND/SCC-0149241	TRANSCRIPT FEES						
1ST SUBTOTAL-400	PURCHASED SERVICES						
419	OTHER PROF. & TECH.	.00	.00	.00	1,258.57	-1,258.57	.00
	TOTAL PURCHASED SERVICES	.00	.00	.00	1,258.57	-1,258.57	.00
	TOTAL TRANSCRIPT FEES	.00	.00	.00	1,258.57	-1,258.57	.00
FUND/SCC-0149852	CHILE TRIPS						
1ST SUBTOTAL-400	PURCHASED SERVICES						
489	TRANSPORTATION OTHR	.00	.00	.00	52.00	-52.00	.00
	TOTAL PURCHASED SERVICES	.00	.00	.00	52.00	-52.00	.00
1ST SUBTOTAL-500	SUPPLIES AND MATERIALS						
519	OTHER GENERAL SUPPL	.00	.00	.00	660.82	-660.82	.00
	TOTAL SUPPLIES AND MATERIALS	.00	.00	.00	660.82	-660.82	.00
	TOTAL CHILE TRIPS	.00	.00	.00	712.82	-712.82	.00
FUND/SCC-0189245	CHOIR/ORCH BOOSTER						
1ST SUBTOTAL-400	PURCHASED SERVICES						
419	OTHER PROF. & TECH.	.00	2,084.18	3,000.00	2,084.18	-5,084.18	.00
439	OTHER TRAV./MEET EX	.00	5,000.00	13,963.00	36,975.00	-50,938.00	.00
489	TRANSPORTATION OTHR	.00	.00	6,430.00	.00	-6,430.00	.00
	TOTAL PURCHASED SERVICES	.00	7,084.18	23,393.00	39,059.18	-62,452.18	.00
1ST SUBTOTAL-500	SUPPLIES AND MATERIALS						
519	OTHER GENERAL SUPPL	.00	113.43	1,700.00	261.81	-1,961.81	.00
	TOTAL SUPPLIES AND MATERIALS	.00	113.43	1,700.00	261.81	-1,961.81	.00
	TOTAL CHOIR/ORCH BOOSTER	.00	7,197.61	25,093.00	39,320.99	-64,413.99	.00
FUND/SCC-0189246	LOMOND BOOK FAIR						
1ST SUBTOTAL-500	SUPPLIES AND MATERIALS						
519	OTHER GENERAL SUPPL	.00	.00	.00	3,340.50	-3,340.50	.00
	TOTAL SUPPLIES AND MATERIALS	.00	.00	.00	3,340.50	-3,340.50	.00

POWERSCHOOL  
DATE: 01/19/2023  
TIME: 12:15:21

SHAKER HEIGHTS CITY SCHOOLS  
EXPENDITURE STATUS REPORT

PAGE NUMBER: 10  
EXPSTA11

SELECTION CRITERIA: ALL  
ACCOUNTING PERIOD: 6/23

SORTED BY: FUND/SCC,1ST SUBTOTAL,ACCOUNT  
TOEALED ON: FUND/SCC,1ST SUBTOTAL  
PAGE BREAKS ON:

FUND/SCC-0189246 LOMOND BOOK FAIR  
1ST SUBTOTAL-500 LOMOND BOOK FAIR

ACCOUNT	TITLE	BUDGET	PERIOD EXPENDITURES	ENCUMBRANCES OUTSTANDING	YEAR TO DATE EXP	AVAILABLE BALANCE	YTD/ BUD
TOTAL LOMOND BOOK FAIR		.00	.00	.00	3,340.50	-3,340.50	.00
FUND/SCC-0189251 ASIAN STUDIES TRAVEL							
1ST SUBTOTAL-400 PURCHASED SERVICES							
439 OTHER TRAV./MEET EX		.00	.00	.00	57.18	-57.18	.00
TOTAL PURCHASED SERVICES		.00	.00	.00	57.18	-57.18	.00
TOTAL ASIAN STUDIES TRAVEL		.00	.00	.00	57.18	-57.18	.00
FUND/SCC-0189257 WOODBURY 6TH GRADE CAMP							
1ST SUBTOTAL-500 SUPPLIES AND MATERIALS							
519 OTHER GENERAL SUPPL		42,000.00	.00	.00	43,692.31	-1,692.31	104.03
TOTAL SUPPLIES AND MATERIALS		42,000.00	.00	.00	43,692.31	-1,692.31	104.03
TOTAL WOODBURY 6TH GRADE CAMP		42,000.00	.00	.00	43,692.31	-1,692.31	104.03
FUND/SCC-0189283 LOMOND							
1ST SUBTOTAL-500 SUPPLIES AND MATERIALS							
519 OTHER GENERAL SUPPL		150.00	.00	150.00	348.25	-348.25	332.17
TOTAL SUPPLIES AND MATERIALS		150.00	.00	150.00	348.25	-348.25	332.17
TOTAL LOMOND		150.00	.00	150.00	348.25	-348.25	332.17
FUND/SCC-0189287 MIDDLE SCHOOL							
1ST SUBTOTAL-200 EMPLOYEE RETIREMNT & INS.							
233 MEETING EXPENSE-SUP		205.54	.00	205.54	5,040.00	-5,040.00	2552.08
TOTAL EMPLOYEE RETIREMNT & IN		205.54	.00	205.54	5,040.00	-5,040.00	2552.08
1ST SUBTOTAL-400 PURCHASED SERVICES							
419 OTHER PROF. & TECH.		2,201.44	.00	2,149.44	450.00	-398.00	118.08
TOTAL PURCHASED SERVICES		2,201.44	.00	2,149.44	450.00	-398.00	118.08
1ST SUBTOTAL-500 SUPPLIES AND MATERIALS							
519 OTHER GENERAL SUPPL		5,940.18	30.98	30.98	7,422.31	-1,513.11	125.47
TOTAL SUPPLIES AND MATERIALS		5,940.18	30.98	30.98	7,422.31	-1,513.11	125.47
TOTAL MIDDLE SCHOOL		8,347.16	30.98	2,385.96	12,912.31	-6,951.11	183.28
FUND/SCC-0189288 HIGH SCHOOL							
1ST SUBTOTAL-400 PURCHASED SERVICES							
419 OTHER PROF. & TECH.		.00	.00	.00	3,547.00	-3,547.00	.00
489 TRANSPORTATION OTHR		.00	.00	.00	3,947.75	-3,947.75	.00
TOTAL PURCHASED SERVICES		.00	.00	.00	7,494.75	-7,494.75	.00
1ST SUBTOTAL-500 SUPPLIES AND MATERIALS							
511 CLASSROOM SUPPLIES		286.21	103.10	1,505.49	4,752.66	-5,971.94	2186.56

POWERSCHOOL  
DATE: 01/19/2023  
TIME: 12:15:21

SHAKER HEIGHTS CITY SCHOOLS  
EXPENDITURE STATUS REPORT

PAGE NUMBER: 11  
EXPSTA11

SELECTION CRITERIA: ALL  
ACCOUNTING PERIOD: 6/23

SORTED BY: FUND/SCC,1ST SUBTOTAL,ACCOUNT  
TOTALED ON: FUND/SCC,1ST SUBTOTAL  
PAGE BREAKS ON:

FUND/SCC-0189288 HIGH SCHOOL  
1ST SUBTOTAL-500 HIGH SCHOOL

ACCOUNT	- - - - TITLE - - - -	BUDGET	PERIOD EXPENDITURES	ENCUMBRANCES OUTSTANDING	YEAR TO DATE EXP	AVAILABLE BALANCE	YTD/ BUD
519	OTHER GENERAL SUPPL	675.00	110.38	675.00	10,261.58	-10,261.58	1620.23
569	OTHER	.00	.00	.00	759.77	-759.77	.00
	TOTAL SUPPLIES AND MATERIALS	961.21	213.48	2,180.49	15,774.01	-16,993.29	1867.91
1ST SUBTOTAL-800 OTHER OBJECTS							
849	OTHER DUES AND FEES	.00	27.00	.00	27.00	-27.00	.00
	TOTAL OTHER OBJECTS	.00	27.00	.00	27.00	-27.00	.00
	TOTAL HIGH SCHOOL	961.21	240.48	2,180.49	23,295.76	-24,515.04	2650.44
FUND/SCC-0189289 PTO GRANTS - HIGH SCHOOL							
1ST SUBTOTAL-500 SUPPLIES AND MATERIALS							
511	CLASSROOM SUPPLIES	.00	-400.00	.00	-462.65	462.65	.00
519	OTHER GENERAL SUPPL	308.00	.00	.00	-3.64	311.64	-1.18
	TOTAL SUPPLIES AND MATERIALS	308.00	-400.00	.00	-466.29	774.29	-151.39
1ST SUBTOTAL-600 CAPITAL OUTLAY							
640	EQUIPMENT	.00	.00	3,200.00	.00	-3,200.00	.00
	TOTAL CAPITAL OUTLAY	.00	.00	3,200.00	.00	-3,200.00	.00
	TOTAL PTO GRANTS - HIGH SCHOO	308.00	-400.00	3,200.00	-466.29	-2,425.71	887.57
FUND/SCC-0189920 SWEETHEART DANCE FKA FATH							
1ST SUBTOTAL-500 SUPPLIES AND MATERIALS							
519	OTHER GENERAL SUPPL	.00	53.90	864.00	53.90	-917.90	.00
	TOTAL SUPPLIES AND MATERIALS	.00	53.90	864.00	53.90	-917.90	.00
	TOTAL SWEETHEART DANCE FKA FA	.00	53.90	864.00	53.90	-917.90	.00
FUND/SCC-0189927 MOTHER SON BRUNCH							
1ST SUBTOTAL-500 SUPPLIES AND MATERIALS							
519	OTHER GENERAL SUPPL	.00	.00	562.50	.00	-562.50	.00
	TOTAL SUPPLIES AND MATERIALS	.00	.00	562.50	.00	-562.50	.00
	TOTAL MOTHER SON BRUNCH	.00	.00	562.50	.00	-562.50	.00
FUND/SCC-0220000 STRS							
1ST SUBTOTAL-200 EMPLOYEE RETIREMNT & INS.							
211	STRS-EMPLOYER'S SHA	.00	-35,947.77	.00	-56,844.40	56,844.40	.00
	TOTAL EMPLOYEE RETIREMNT & IN	.00	-35,947.77	.00	-56,844.40	56,844.40	.00
	TOTAL STRS	.00	-35,947.77	.00	-56,844.40	56,844.40	.00
FUND/SCC-0229269 DEARBORN OPT LIFE INSUR							
1ST SUBTOTAL-200 EMPLOYEE RETIREMNT & INS.							
242	LIFE INSURANCE	.00	4,273.93	.00	25,982.33	-25,982.33	.00

POWERSCHOOL  
DATE: 01/19/2023  
TIME: 12:15:21

SHAKER HEIGHTS CITY SCHOOLS  
EXPENDITURE STATUS REPORT

PAGE NUMBER: 12  
EXPSTA11

SELECTION CRITERIA: ALL  
ACCOUNTING PERIOD: 6/23

SORTED BY: FUND/SCC,1ST SUBTOTAL,ACCOUNT  
TOTALLED ON: FUND/SCC,1ST SUBTOTAL  
PAGE BREAKS ON:

FUND/SCC-0229269 DEARBORN OPT LIFE INSUR  
1ST SUBTOTAL-200 DEARBORN OPT LIFE INSUR

ACCOUNT	TITLE	BUDGET	PERIOD EXPENDITURES	ENCUMBRANCES OUTSTANDING	YEAR TO DATE EXP	AVAILABLE BALANCE	YTD/ BUD
TOTAL EMPLOYEE RETIREMNT & IN		.00	4,273.93	.00	25,982.33	-25,982.33	.00
TOTAL DEARBORN OPT LIFE INSUR		.00	4,273.93	.00	25,982.33	-25,982.33	.00
FUND/SCC-0229270 STRS PICKUP							
1ST SUBTOTAL-200 EMPLOYEE RETIREMNT & INS.							
212 STRS-EMPLOYER'S SHA		.00	.00	.00	.00	.00	.00
TOTAL EMPLOYEE RETIREMNT & IN		.00	.00	.00	.00	.00	.00
TOTAL STRS PICKUP		.00	.00	.00	.00	.00	.00
FUND/SCC-0229271 MEDICARE TAX							
1ST SUBTOTAL-200 EMPLOYEE RETIREMNT & INS.							
213 SOCIAL SECURITY		.00	.00	.00	.00	.00	.00
223 SOCIAL SECURITY		.00	.00	.00	.00	.00	.00
TOTAL EMPLOYEE RETIREMNT & IN		.00	.00	.00	.00	.00	.00
TOTAL MEDICARE TAX		.00	.00	.00	.00	.00	.00
FUND/SCC-0229272 SERS							
1ST SUBTOTAL-200 EMPLOYEE RETIREMNT & INS.							
221 SERS-EMPLOYER'S SHA		.00	7,718.66	.00	35,939.05	-35,939.05	.00
TOTAL EMPLOYEE RETIREMNT & IN		.00	7,718.66	.00	35,939.05	-35,939.05	.00
TOTAL SERS		.00	7,718.66	.00	35,939.05	-35,939.05	.00
FUND/SCC-0229273 SERS PICKUP							
1ST SUBTOTAL-200 EMPLOYEE RETIREMNT & INS.							
222 SERS-EMPLOYER'S SHA		.00	.00	.00	.00	.00	.00
TOTAL EMPLOYEE RETIREMNT & IN		.00	.00	.00	.00	.00	.00
TOTAL SERS PICKUP		.00	.00	.00	.00	.00	.00
FUND/SCC-0229275 WORKER'S COMP-AGENCY							
1ST SUBTOTAL-200 EMPLOYEE RETIREMNT & INS.							
261 WORKERS COMP-CERTIF		.00	.00	242,722.00	.00	-242,722.00	.00
262 WORKERS COMP NON-CE		.00	.00	84,705.00	.00	-84,705.00	.00
TOTAL EMPLOYEE RETIREMNT & IN		.00	.00	327,427.00	.00	-327,427.00	.00
TOTAL WORKER'S COMP-AGENCY		.00	.00	327,427.00	.00	-327,427.00	.00
FUND/SCC-0229282 OTHER MISC							
1ST SUBTOTAL-800 OTHER OBJECTS							
849 OTHER DUES AND FEES		.00	5,528.23	.00	5,528.23	-5,528.23	.00
TOTAL OTHER OBJECTS		.00	5,528.23	.00	5,528.23	-5,528.23	.00

POWERSCHOOL  
DATE: 01/19/2023  
TIME: 12:15:21

SHAKER HEIGHTS CITY SCHOOLS  
EXPENDITURE STATUS REPORT

PAGE NUMBER: 13  
EXPSTA11

SELECTION CRITERIA: ALL  
ACCOUNTING PERIOD: 6/23

SORTED BY: FUND/SCC,1ST SUBTOTAL,ACCOUNT  
TOTALLED ON: FUND/SCC,1ST SUBTOTAL  
PAGE BREAKS ON:

FUND/SCC-0229282 OTHER MISC  
1ST SUBTOTAL-800 OTHER MISC

ACCOUNT	TITLE	BUDGET	PERIOD EXPENDITURES	ENCUMBRANCES OUTSTANDING	YEAR TO DATE EXP	AVAILABLE BALANCE	YTD/ BUD
TOTAL OTHER MISC		.00	5,528.23	.00	5,528.23	-5,528.23	.00
FUND/SCC-0229290 ALLSTATE VOLUNTARY INSURA							
1ST SUBTOTAL-200 EMPLOYEE RETIREMNT & INS.							
242 LIFE INSURANCE		.00	18,216.53	.00	106,879.55	-106,879.55	.00
TOTAL EMPLOYEE RETIREMNT & IN		.00	18,216.53	.00	106,879.55	-106,879.55	.00
TOTAL ALLSTATE VOLUNTARY INSU		.00	18,216.53	.00	106,879.55	-106,879.55	.00
FUND/SCC-0229291 LINCOLN NATIONAL LTD							
1ST SUBTOTAL-200 EMPLOYEE RETIREMNT & INS.							
242 LIFE INSURANCE		.00	4,410.90	.00	25,911.87	-25,911.87	.00
TOTAL EMPLOYEE RETIREMNT & IN		.00	4,410.90	.00	25,911.87	-25,911.87	.00
TOTAL LINCOLN NATIONAL LTD		.00	4,410.90	.00	25,911.87	-25,911.87	.00
FUND/SCC-0229293 MEDICAL MUTUAL FLEX PLAN							
1ST SUBTOTAL-800 OTHER OBJECTS							
849 OTHER DUES AND FEES		.00	934.20	.00	5,599.80	-5,599.80	.00
859 OTHER INSURANCE		.00	21,797.90	.00	106,281.93	-106,281.93	.00
TOTAL OTHER OBJECTS		.00	22,732.10	.00	111,881.73	-111,881.73	.00
TOTAL MEDICAL MUTUAL FLEX PLA		.00	22,732.10	.00	111,881.73	-111,881.73	.00
FUND/SCC-0229294 LEGAL SHIELD EMPLOYEE PD							
1ST SUBTOTAL-200 EMPLOYEE RETIREMNT & INS.							
242 LIFE INSURANCE		.00	1,272.40	.00	7,343.12	-7,343.12	.00
TOTAL EMPLOYEE RETIREMNT & IN		.00	1,272.40	.00	7,343.12	-7,343.12	.00
TOTAL LEGAL SHIELD EMPLOYEE P		.00	1,272.40	.00	7,343.12	-7,343.12	.00
FUND/SCC-0229801 HATHAWAY BROWN-AGENCY							
1ST SUBTOTAL-100 PERSONAL SERVICES							
111 REGULAR		.00	.00	.00	33,724.34	-33,724.34	.00
TOTAL PERSONAL SERVICES		.00	.00	.00	33,724.34	-33,724.34	.00
1ST SUBTOTAL-200 EMPLOYEE RETIREMNT & INS.							
211 STRS-EMPLOYER'S SHA		.00	.00	.00	4,721.41	-4,721.41	.00
213 SOCIAL SECURITY		.00	.00	.00	470.04	-470.04	.00
241 MEDICAL/HOSPITALIZA		.00	.00	.00	6,620.20	-6,620.20	.00
242 LIFE INSURANCE		.00	.00	.00	32.00	-32.00	.00
243 DENTAL INSURANCE		.00	.00	.00	483.90	-483.90	.00
249 CERTIFIED OTHER INS		.00	.00	.00	1,643.60	-1,643.60	.00
TOTAL EMPLOYEE RETIREMNT & IN		.00	.00	.00	13,971.15	-13,971.15	.00
TOTAL HATHAWAY BROWN-AGENCY		.00	.00	.00	47,695.49	-47,695.49	.00

POWERSCHOOL  
DATE: 01/19/2023  
TIME: 12:15:21

SHAKER HEIGHTS CITY SCHOOLS  
EXPENDITURE STATUS REPORT

PAGE NUMBER: 14  
EXPSTA11

SELECTION CRITERIA: ALL  
ACCOUNTING PERIOD: 6/23

SORTED BY: FUND/SCC,1ST SUBTOTAL,ACCOUNT  
TOTALLED ON: FUND/SCC,1ST SUBTOTAL  
PAGE BREAKS ON:

FUND/SCC-0229801 HATHAWAY BROWN-AGENCY  
1ST SUBTOTAL-200 HATHAWAY BROWN-AGENCY

ACCOUNT	- - - - - TITLE - - - - -	BUDGET	PERIOD EXPENDITURES	ENCUMBRANCES OUTSTANDING	YEAR TO DATE EXP	AVAILABLE BALANCE	YTD/ BUD
FUND/SCC-0229802 LAUREL SCHOOL-AGENCY							
1ST SUBTOTAL-100 PERSONAL SERVICES							
111	REGULAR	.00	8,079.30	.00	47,340.29	-47,340.29	.00
121	SICK LEAVE	.00	.00	.00	1,048.13	-1,048.13	.00
	TOTAL PERSONAL SERVICES	.00	8,079.30	.00	48,388.42	-48,388.42	.00
1ST SUBTOTAL-200 EMPLOYEE RETIREMNT & INS.							
211	STRS-EMPLOYER'S SHA	.00	1,131.10	.00	6,774.36	-6,774.36	.00
213	SOCIAL SECURITY	.00	113.36	.00	678.91	-678.91	.00
241	MEDICAL/HOSPITALIZA	.00	1,324.04	.00	7,944.24	-7,944.24	.00
242	LIFE INSURANCE	.00	6.40	.00	38.40	-38.40	.00
243	DENTAL INSURANCE	.00	96.78	.00	580.68	-580.68	.00
249	CERTIFIED OTHER INS	.00	328.72	.00	1,972.32	-1,972.32	.00
	TOTAL EMPLOYEE RETIREMNT & IN	.00	3,000.40	.00	17,988.91	-17,988.91	.00
	TOTAL LAUREL SCHOOL-AGENCY	.00	11,079.70	.00	66,377.33	-66,377.33	.00
FUND/SCC-0229804 GRANT HOLDING ACCOUNT							
1ST SUBTOTAL-400 PURCHASED SERVICES							
419	OTHER PROF. & TECH.	.00	-10,000.00	.00	-10,000.00	10,000.00	.00
	TOTAL PURCHASED SERVICES	.00	-10,000.00	.00	-10,000.00	10,000.00	.00
1ST SUBTOTAL-500 SUPPLIES AND MATERIALS							
511	CLASSROOM SUPPLIES	.00	.00	.00	29,460.36	-29,460.36	.00
	TOTAL SUPPLIES AND MATERIALS	.00	.00	.00	29,460.36	-29,460.36	.00
1ST SUBTOTAL-600 CAPITAL OUTLAY							
630	IMPROVEMENTS NON BU	.00	.00	.00	-114,768.75	114,768.75	.00
	TOTAL CAPITAL OUTLAY	.00	.00	.00	-114,768.75	114,768.75	.00
1ST SUBTOTAL-800 OTHER OBJECTS							
856	BENEFITS AND CLAIMS	.00	.00	.00	-375,000.00	375,000.00	.00
	TOTAL OTHER OBJECTS	.00	.00	.00	-375,000.00	375,000.00	.00
	TOTAL GRANT HOLDING ACCOUNT	.00	-10,000.00	.00	-470,308.39	470,308.39	.00
FUND/SCC-0229806 UNIVERSITY SCHOOL-AGENCY							
1ST SUBTOTAL-100 PERSONAL SERVICES							
111	REGULAR	.00	7,624.84	.00	44,553.53	-44,553.53	.00
121	SICK LEAVE	.00	.00	.00	989.17	-989.17	.00
122	PERSONAL LEAVE	.00	.00	.00	123.65	-123.65	.00
	TOTAL PERSONAL SERVICES	.00	7,624.84	.00	45,666.35	-45,666.35	.00
1ST SUBTOTAL-200 EMPLOYEE RETIREMNT & INS.							
211	STRS-EMPLOYER'S SHA	.00	1,067.48	.00	6,393.30	-6,393.30	.00



POWERSCHOOL  
DATE: 01/19/2023  
TIME: 12:15:21

SHAKER HEIGHTS CITY SCHOOLS  
EXPENDITURE STATUS REPORT

PAGE NUMBER: 15  
EXPSTA11

SELECTION CRITERIA: ALL  
ACCOUNTING PERIOD: 6/23

SORTED BY: FUND/SCC,1ST SUBTOTAL,ACCOUNT  
TOTALLED ON: FUND/SCC,1ST SUBTOTAL  
PAGE BREAKS ON:

FUND/SCC-0229806 UNIVERSITY SCHOOL-AGENCY  
1ST SUBTOTAL-200 UNIVERSITY SCHOOL-AGENCY

ACCOUNT	- - - - TITLE - - - -	BUDGET	PERIOD EXPENDITURES	ENCUMBRANCES OUTSTANDING	YEAR TO DATE EXP	AVAILABLE BALANCE	YTD/ BUD
213	SOCIAL SECURITY	.00	106.76	.00	639.40	-639.40	.00
241	MEDICAL/HOSPITALIZA	.00	1,324.04	.00	7,944.24	-7,944.24	.00
242	LIFE INSURANCE	.00	6.40	.00	38.40	-38.40	.00
243	DENTAL INSURANCE	.00	96.78	.00	580.68	-580.68	.00
249	CERTIFIED OTHER INS	.00	328.72	.00	1,972.32	-1,972.32	.00
	TOTAL EMPLOYEE RETIREMNT & IN	.00	2,930.18	.00	17,568.34	-17,568.34	.00
1ST SUBTOTAL-400 PURCHASED SERVICES							
415	MANAGEMENT SERVICES	.00	1,477.70	.00	1,477.70	-1,477.70	.00
	TOTAL PURCHASED SERVICES	.00	1,477.70	.00	1,477.70	-1,477.70	.00
	TOTAL UNIVERSITY SCHOOL-AGENC	.00	12,032.72	.00	64,712.39	-64,712.39	.00
FUND/SCC-0240000 EMP. BEN/SELF INS.PRESCRI							
1ST SUBTOTAL-800 OTHER OBJECTS							
856	BENEFITS AND CLAIMS	.00	214,188.54	.00	1,272,863.31	-1,272,863.31	.00
	TOTAL OTHER OBJECTS	.00	214,188.54	.00	1,272,863.31	-1,272,863.31	.00
	TOTAL EMP. BEN/SELF INS.PRESC	.00	214,188.54	.00	1,272,863.31	-1,272,863.31	.00
FUND/SCC-0249261 EMP. BEN/SELF INS./DENTAL							
1ST SUBTOTAL-400 PURCHASED SERVICES							
491	THIRD PARTY ADMINIS	.00	2,537.64	.00	14,924.88	-14,924.88	.00
	TOTAL PURCHASED SERVICES	.00	2,537.64	.00	14,924.88	-14,924.88	.00
1ST SUBTOTAL-800 OTHER OBJECTS							
856	BENEFITS AND CLAIMS	.00	54,376.02	.00	302,859.53	-302,859.53	.00
	TOTAL OTHER OBJECTS	.00	54,376.02	.00	302,859.53	-302,859.53	.00
	TOTAL EMP. BEN/SELF INS./DENT	.00	56,913.66	.00	317,784.41	-317,784.41	.00
FUND/SCC-0249262 EMP. BEN/SELF INS./HEALTH							
1ST SUBTOTAL-400 PURCHASED SERVICES							
491	THIRD PARTY ADMINIS	.00	26,555.97	.00	156,448.59	-156,448.59	.00
492	STOP LOSS INSURANCE	.00	77,943.41	.00	459,288.25	-459,288.25	.00
499	OTHER PURCHASED SER	.00	4,100.00	.00	24,600.00	-24,600.00	.00
	TOTAL PURCHASED SERVICES	.00	108,599.38	.00	640,336.84	-640,336.84	.00
1ST SUBTOTAL-800 OTHER OBJECTS							
856	BENEFITS AND CLAIMS	.00	918,387.51	.00	5,499,663.32	-5,499,663.32	.00
889	OTHER AWARDS AND PR	.00	2,500.00	16,160.00	28,616.33	-44,776.33	.00
	TOTAL OTHER OBJECTS	.00	920,887.51	16,160.00	5,528,279.65	-5,544,439.65	.00
	TOTAL EMP. BEN/SELF INS./HEAL	.00	1,029,486.89	16,160.00	6,168,616.49	-6,184,776.49	.00

FUND/SCC-0249264 EMP. BEN/SELF INS./COBRA

POWERSCHOOL  
DATE: 01/19/2023  
TIME: 12:15:21

SHAKER HEIGHTS CITY SCHOOLS  
EXPENDITURE STATUS REPORT

PAGE NUMBER: 16  
EXPSTA11

SELECTION CRITERIA: ALL  
ACCOUNTING PERIOD: 6/23

SORTED BY: FUND/SCC,1ST SUBTOTAL,ACCOUNT  
TOTALED ON: FUND/SCC,1ST SUBTOTAL  
PAGE BREAKS ON:

FUND/SCC-0249264 EMP. BEN/SELF INS./COBRA  
1ST SUBTOTAL-800 EMP. BEN/SELF INS./COBRA

ACCOUNT	- - - - TITLE - - - -	BUDGET	PERIOD EXPENDITURES	ENCUMBRANCES OUTSTANDING	YEAR TO DATE EXP	AVAILABLE BALANCE	YTD/ BUD
1ST SUBTOTAL-800 OTHER OBJECTS							
856	BENEFITS AND CLAIMS	.00	3,673.93	.00	3,973.93	-3,973.93	.00
	TOTAL OTHER OBJECTS	.00	3,673.93	.00	3,973.93	-3,973.93	.00
	TOTAL EMP. BEN/SELF INS./COBR	.00	3,673.93	.00	3,973.93	-3,973.93	.00
FUND/SCC-0249270 DEARBORN LIFE INSURANCE							
1ST SUBTOTAL-200 EMPLOYEE RETIREMNT & INS.							
242	LIFE INSURANCE	.00	5,277.44	.00	30,979.84	-30,979.84	.00
	TOTAL EMPLOYEE RETIREMNT & IN	.00	5,277.44	.00	30,979.84	-30,979.84	.00
	TOTAL DEARBORN LIFE INSURANCE	.00	5,277.44	.00	30,979.84	-30,979.84	.00
FUND/SCC-2009500 GLOBAL FRIENDSHIP CLUB							
1ST SUBTOTAL-500 SUPPLIES AND MATERIALS							
519	OTHER GENERAL SUPPL	.00	165.61	.00	165.61	-165.61	.00
	TOTAL SUPPLIES AND MATERIALS	.00	165.61	.00	165.61	-165.61	.00
	TOTAL GLOBAL FRIENDSHIP CLUB	.00	165.61	.00	165.61	-165.61	.00
FUND/SCC-2009501 BOOKSTORE							
1ST SUBTOTAL-500 SUPPLIES AND MATERIALS							
519	OTHER GENERAL SUPPL	.00	1,846.80	.00	6,777.50	-6,777.50	.00
	TOTAL SUPPLIES AND MATERIALS	.00	1,846.80	.00	6,777.50	-6,777.50	.00
	TOTAL BOOKSTORE	.00	1,846.80	.00	6,777.50	-6,777.50	.00
FUND/SCC-2009502 CHEERLEADERS							
1ST SUBTOTAL-500 SUPPLIES AND MATERIALS							
519	OTHER GENERAL SUPPL	.00	566.64	1,016.35	3,666.94	-4,683.29	.00
	TOTAL SUPPLIES AND MATERIALS	.00	566.64	1,016.35	3,666.94	-4,683.29	.00
	TOTAL CHEERLEADERS	.00	566.64	1,016.35	3,666.94	-4,683.29	.00
FUND/SCC-2009503 ACADEMIC CHALLENGE							
1ST SUBTOTAL-500 SUPPLIES AND MATERIALS							
569	OTHER	.00	.00	.00	55.00	-55.00	.00
	TOTAL SUPPLIES AND MATERIALS	.00	.00	.00	55.00	-55.00	.00
	TOTAL ACADEMIC CHALLENGE	.00	.00	.00	55.00	-55.00	.00
FUND/SCC-2009506 YOUTH ENDING HUNGER							
1ST SUBTOTAL-500 SUPPLIES AND MATERIALS							
519	OTHER GENERAL SUPPL	.00	38.71	571.63	1,068.71	-1,640.34	.00
	TOTAL SUPPLIES AND MATERIALS	.00	38.71	571.63	1,068.71	-1,640.34	.00

POWERSCHOOL  
DATE: 01/19/2023  
TIME: 12:15:21

SHAKER HEIGHTS CITY SCHOOLS  
EXPENDITURE STATUS REPORT

PAGE NUMBER: 17  
EXPSTA11

SELECTION CRITERIA: ALL  
ACCOUNTING PERIOD: 6/23

SORTED BY: FUND/SCC,1ST SUBTOTAL,ACCOUNT  
TOTALLED ON: FUND/SCC,1ST SUBTOTAL  
PAGE BREAKS ON:

FUND/SCC-2009506 YOUTH ENDING HUNGER  
1ST SUBTOTAL-500 YOUTH ENDING HUNGER

ACCOUNT	TITLE	BUDGET	PERIOD EXPENDITURES	ENCUMBRANCES OUTSTANDING	YEAR TO DATE EXP	AVAILABLE BALANCE	YTD/ BUD
TOTAL YOUTH ENDING HUNGER		.00	38.71	571.63	1,068.71	-1,640.34	.00
FUND/SCC-2009508 AFRICAN AMERICAN CULTURE							
1ST SUBTOTAL-500 SUPPLIES AND MATERIALS							
519 OTHER GENERAL SUPPL		.00	.00	.00	242.00	-242.00	.00
TOTAL SUPPLIES AND MATERIALS		.00	.00	.00	242.00	-242.00	.00
TOTAL AFRICAN AMERICAN CULTUR		.00	.00	.00	242.00	-242.00	.00
FUND/SCC-2009521 DRAMA							
1ST SUBTOTAL-400 PURCHASED SERVICES							
419 OTHER PROF. & TECH.		.00	600.00	250.00	3,607.65	-3,857.65	.00
TOTAL PURCHASED SERVICES		.00	600.00	250.00	3,607.65	-3,857.65	.00
1ST SUBTOTAL-500 SUPPLIES AND MATERIALS							
519 OTHER GENERAL SUPPL		.00	394.98	1,890.00	3,080.60	-4,970.60	.00
TOTAL SUPPLIES AND MATERIALS		.00	394.98	1,890.00	3,080.60	-4,970.60	.00
1ST SUBTOTAL-800 OTHER OBJECTS							
849 OTHER DUES AND FEES		.00	374.00	200.00	1,174.00	-1,374.00	.00
TOTAL OTHER OBJECTS		.00	374.00	200.00	1,174.00	-1,374.00	.00
TOTAL DRAMA		.00	1,368.98	2,340.00	7,862.25	-10,202.25	.00
FUND/SCC-2009525 LATIN CLUB							
1ST SUBTOTAL-500 SUPPLIES AND MATERIALS							
519 OTHER GENERAL SUPPL		35.95	.00	.00	51.94	-15.99	144.48
TOTAL SUPPLIES AND MATERIALS		35.95	.00	.00	51.94	-15.99	144.48
TOTAL LATIN CLUB		35.95	.00	.00	51.94	-15.99	144.48
FUND/SCC-2009528 GRISTMILL							
1ST SUBTOTAL-400 PURCHASED SERVICES							
432 CERTIFIED MEETING E		.00	.00	.00	3,120.00	-3,120.00	.00
TOTAL PURCHASED SERVICES		.00	.00	.00	3,120.00	-3,120.00	.00
1ST SUBTOTAL-500 SUPPLIES AND MATERIALS							
519 OTHER GENERAL SUPPL		.00	239.88	.00	539.83	-539.83	.00
TOTAL SUPPLIES AND MATERIALS		.00	239.88	.00	539.83	-539.83	.00
TOTAL GRISTMILL		.00	239.88	.00	3,659.83	-3,659.83	.00
FUND/SCC-2009531 INSTRUMENTAL							
1ST SUBTOTAL-400 PURCHASED SERVICES							
419 OTHER PROF. & TECH.		.00	140.00	460.00	1,390.00	-1,850.00	.00
TOTAL PURCHASED SERVICES		.00	140.00	460.00	1,390.00	-1,850.00	.00

POWERSCHOOL  
DATE: 01/19/2023  
TIME: 12:15:21

SHAKER HEIGHTS CITY SCHOOLS  
EXPENDITURE STATUS REPORT

PAGE NUMBER: 18  
EXPSTA11

SELECTION CRITERIA: ALL  
ACCOUNTING PERIOD: 6/23

SORTED BY: FUND/SCC,1ST SUBTOTAL,ACCOUNT  
TOTALLED ON: FUND/SCC,1ST SUBTOTAL  
PAGE BREAKS ON:

FUND/SCC-2009531 INSTRUMENTAL  
1ST SUBTOTAL-400 INSTRUMENTAL

ACCOUNT	- - - - - TITLE - - - - -	BUDGET	PERIOD EXPENDITURES	ENCUMBRANCES OUTSTANDING	YEAR TO DATE EXP	AVAILABLE BALANCE	YTD/ BUD
1ST SUBTOTAL-500 SUPPLIES AND MATERIALS							
519	OTHER GENERAL SUPPL	.00	.00	4,807.22	3,326.67	-8,133.89	.00
	TOTAL SUPPLIES AND MATERIALS	.00	.00	4,807.22	3,326.67	-8,133.89	.00
	TOTAL INSTRUMENTAL	.00	140.00	5,267.22	4,716.67	-9,983.89	.00
FUND/SCC-2009534 RUGBY CLUB							
1ST SUBTOTAL-500 SUPPLIES AND MATERIALS							
519	OTHER GENERAL SUPPL	1,117.50	.00	1,202.50	.00	-85.00	107.61
	TOTAL SUPPLIES AND MATERIALS	1,117.50	.00	1,202.50	.00	-85.00	107.61
	TOTAL RUGBY CLUB	1,117.50	.00	1,202.50	.00	-85.00	107.61
FUND/SCC-2009545 HS STUDENT COUNCIL							
1ST SUBTOTAL-500 SUPPLIES AND MATERIALS							
519	OTHER GENERAL SUPPL	.00	406.25	.00	406.25	-406.25	.00
569	OTHER	.00	156.43	.00	156.43	-156.43	.00
	TOTAL SUPPLIES AND MATERIALS	.00	562.68	.00	562.68	-562.68	.00
	TOTAL HS STUDENT COUNCIL	.00	562.68	.00	562.68	-562.68	.00
FUND/SCC-2009553 SKI CLUB							
1ST SUBTOTAL-400 PURCHASED SERVICES							
419	OTHER PROF. & TECH.	.00	.00	13,000.00	.00	-13,000.00	.00
439	OTHER TRAV./MEET EX	.00	.00	12,000.00	.00	-12,000.00	.00
489	TRANSPORTATION OTHR	.00	.00	5,000.00	.00	-5,000.00	.00
	TOTAL PURCHASED SERVICES	.00	.00	30,000.00	.00	-30,000.00	.00
	TOTAL SKI CLUB	.00	.00	30,000.00	.00	-30,000.00	.00
FUND/SCC-2009555 STUDENT COUNCIL NOT HS							
1ST SUBTOTAL-200 EMPLOYEE RETIREMNT & INS.							
233	MEETING EXPENSE-SUP	.00	.00	.00	1,150.80	-1,150.80	.00
	TOTAL EMPLOYEE RETIREMNT & IN	.00	.00	.00	1,150.80	-1,150.80	.00
1ST SUBTOTAL-400 PURCHASED SERVICES							
419	OTHER PROF. & TECH.	.00	.00	.00	2,524.00	-2,524.00	.00
	TOTAL PURCHASED SERVICES	.00	.00	.00	2,524.00	-2,524.00	.00
1ST SUBTOTAL-500 SUPPLIES AND MATERIALS							
519	OTHER GENERAL SUPPL	.00	182.86	.19	312.58	-312.77	.00
	TOTAL SUPPLIES AND MATERIALS	.00	182.86	.19	312.58	-312.77	.00
	TOTAL STUDENT COUNCIL NOT HS	.00	182.86	.19	3,987.38	-3,987.57	.00

POWERSCHOOL  
DATE: 01/19/2023  
TIME: 12:15:21

SHAKER HEIGHTS CITY SCHOOLS  
EXPENDITURE STATUS REPORT

PAGE NUMBER: 19  
EXPSTA11

SELECTION CRITERIA: ALL  
ACCOUNTING PERIOD: 6/23

SORTED BY: FUND/SCC,1ST SUBTOTAL,ACCOUNT  
TOTALLED ON: FUND/SCC,1ST SUBTOTAL  
PAGE BREAKS ON:

FUND/SCC-2009560 FY 05 - ULTIMATE DISC  
1ST SUBTOTAL-500 FY 05 - ULTIMATE DISC

ACCOUNT	TITLE	BUDGET	PERIOD EXPENDITURES	ENCUMBRANCES OUTSTANDING	YEAR TO DATE EXP	AVAILABLE BALANCE	YTD/ BUD
FUND/SCC-2009560 FY 05 - ULTIMATE DISC							
1ST SUBTOTAL-500 SUPPLIES AND MATERIALS							
519 OTHER GENERAL SUPPL		.00	.00	.00	419.40	-419.40	.00
TOTAL SUPPLIES AND MATERIALS		.00	.00	.00	419.40	-419.40	.00
TOTAL FY 05 - ULTIMATE DISC		.00	.00	.00	419.40	-419.40	.00
FUND/SCC-2009576 SANKOFA							
1ST SUBTOTAL-400 PURCHASED SERVICES							
419 OTHER PROF. & TECH.		.00	.00	975.00	975.00	-1,950.00	.00
TOTAL PURCHASED SERVICES		.00	.00	975.00	975.00	-1,950.00	.00
TOTAL SANKOFA		.00	.00	975.00	975.00	-1,950.00	.00
FUND/SCC-2009586 RAIDERETTES (STUDENT ACTI							
1ST SUBTOTAL-500 SUPPLIES AND MATERIALS							
519 OTHER GENERAL SUPPL		.00	.00	2.25	2,520.75	-2,523.00	.00
TOTAL SUPPLIES AND MATERIALS		.00	.00	2.25	2,520.75	-2,523.00	.00
TOTAL RAIDERETTES (STUDENT AC		.00	.00	2.25	2,520.75	-2,523.00	.00
FUND/SCC-2009605 CLASS OF 2023							
1ST SUBTOTAL-400 PURCHASED SERVICES							
419 OTHER PROF. & TECH.		.00	1,375.00	4,125.00	3,100.00	-7,225.00	.00
TOTAL PURCHASED SERVICES		.00	1,375.00	4,125.00	3,100.00	-7,225.00	.00
1ST SUBTOTAL-500 SUPPLIES AND MATERIALS							
519 OTHER GENERAL SUPPL		.00	.00	.00	3,407.00	-3,407.00	.00
TOTAL SUPPLIES AND MATERIALS		.00	.00	.00	3,407.00	-3,407.00	.00
TOTAL CLASS OF 2023		.00	1,375.00	4,125.00	6,507.00	-10,632.00	.00
FUND/SCC-2009609 MOCK TRIAL-HIGH SCHOOL							
1ST SUBTOTAL-800 OTHER OBJECTS							
849 OTHER DUES AND FEES		.00	370.00	.00	890.00	-890.00	.00
TOTAL OTHER OBJECTS		.00	370.00	.00	890.00	-890.00	.00
TOTAL MOCK TRIAL-HIGH SCHOOL		.00	370.00	.00	890.00	-890.00	.00
FUND/SCC-2009610 HS CLASS OF 2024							
1ST SUBTOTAL-500 SUPPLIES AND MATERIALS							
519 OTHER GENERAL SUPPL		.00	.00	.00	841.00	-841.00	.00
TOTAL SUPPLIES AND MATERIALS		.00	.00	.00	841.00	-841.00	.00
TOTAL HS CLASS OF 2024		.00	.00	.00	841.00	-841.00	.00

POWERSCHOOL  
DATE: 01/19/2023  
TIME: 12:15:21

SHAKER HEIGHTS CITY SCHOOLS  
EXPENDITURE STATUS REPORT

PAGE NUMBER: 20  
EXPSTA11

SELECTION CRITERIA: ALL  
ACCOUNTING PERIOD: 6/23

SORTED BY: FUND/SCC,1ST SUBTOTAL,ACCOUNT  
TOTALLED ON: FUND/SCC,1ST SUBTOTAL  
PAGE BREAKS ON:

FUND/SCC-2009614 RAIDER ROAST  
1ST SUBTOTAL-500 RAIDER ROAST

ACCOUNT	- - - - TITLE - - - -	BUDGET	PERIOD EXPENDITURES	ENCUMBRANCES OUTSTANDING	YEAR TO DATE EXP	AVAILABLE BALANCE	YTD/ BUD
FUND/SCC-2009614 RAIDER ROAST							
1ST SUBTOTAL-500 SUPPLIES AND MATERIALS							
519	OTHER GENERAL SUPPL	.00	191.84	.00	574.10	-574.10	.00
	TOTAL SUPPLIES AND MATERIALS	.00	191.84	.00	574.10	-574.10	.00
	TOTAL RAIDER ROAST	.00	191.84	.00	574.10	-574.10	.00
FUND/SCC-2009615 FIELDSTONE RIDING							
1ST SUBTOTAL-500 SUPPLIES AND MATERIALS							
519	OTHER GENERAL SUPPL	.00	198.11	66.82	362.25	-429.07	.00
	TOTAL SUPPLIES AND MATERIALS	.00	198.11	66.82	362.25	-429.07	.00
	TOTAL FIELDSTONE RIDING	.00	198.11	66.82	362.25	-429.07	.00
FUND/SCC-2009616 HS SKI CLUB							
1ST SUBTOTAL-400 PURCHASED SERVICES							
439	OTHER TRAV./MEET EX	.00	.00	2,640.00	.00	-2,640.00	.00
	TOTAL PURCHASED SERVICES	.00	.00	2,640.00	.00	-2,640.00	.00
	TOTAL HS SKI CLUB	.00	.00	2,640.00	.00	-2,640.00	.00
FUND/SCC-3009601 H.S. MEN'S ATHLETICS							
1ST SUBTOTAL-100 PERSONAL SERVICES							
142	TEMPORARY	.00	160.00	.00	160.00	-160.00	.00
143	SUPPLEMENTAL	.00	600.00	.00	9,338.16	-9,338.16	.00
172	STUDENT WORKERS	.00	878.85	.00	1,915.80	-1,915.80	.00
	TOTAL PERSONAL SERVICES	.00	1,638.85	.00	11,413.96	-11,413.96	.00
1ST SUBTOTAL-200 EMPLOYEE RETIREMNT & INS.							
221	SERS-EMPLOYER'S SHA	.00	119.32	.00	1,508.30	-1,508.30	.00
222	SERS-EMPLOYER'S SHA	.00	.00	.00	11.00	-11.00	.00
223	SOCIAL SECURITY	.00	10.68	.00	133.81	-133.81	.00
	TOTAL EMPLOYEE RETIREMNT & IN	.00	130.00	.00	1,653.11	-1,653.11	.00
1ST SUBTOTAL-400 PURCHASED SERVICES							
419	OTHER PROF. & TECH.	.00	150.00	30,815.00	23,983.82	-54,798.82	.00
423	REPAIRS & MAINTENAN	.00	.00	20,000.00	.00	-20,000.00	.00
433	NONCERTIFIED TRAVEL	48.21	.00	.00	45.00	3.21	93.34
439	OTHER TRAV./MEET EX	.00	4,772.58	.00	6,114.08	-6,114.08	.00
483	TRANSP. FROM OTHER	.00	2,190.00	13,495.00	17,066.93	-30,561.93	.00
	TOTAL PURCHASED SERVICES	48.21	7,112.58	64,310.00	47,209.83	-111,471.62	231320.95
1ST SUBTOTAL-500 SUPPLIES AND MATERIALS							
516	SOFTWARE MATERIALS	.00	150.00	.00	6,053.94	-6,053.94	.00
519	OTHER GENERAL SUPPL	560.00	3,135.38	5,518.98	72,293.99	-77,252.97	13895.17
560	FOOD & MATERIALS	.00	338.88	.00	1,165.09	-1,165.09	.00

POWERSCHOOL  
DATE: 01/19/2023  
TIME: 12:15:21

SHAKER HEIGHTS CITY SCHOOLS  
EXPENDITURE STATUS REPORT

PAGE NUMBER: 21  
EXPSTA11

SELECTION CRITERIA: ALL  
ACCOUNTING PERIOD: 6/23

SORTED BY: FUND/SCC,1ST SUBTOTAL,ACCOUNT  
TOTALD ON: FUND/SCC,1ST SUBTOTAL  
PAGE BREAKS ON:

FUND/SCC-3009601 H.S. MEN'S ATHLETICS  
1ST SUBTOTAL-500 H.S. MEN'S ATHLETICS

ACCOUNT	TITLE	BUDGET	PERIOD EXPENDITURES	ENCUMBRANCES OUTSTANDING	YEAR TO DATE EXP	AVAILABLE BALANCE	YTD/ BUD
582	FUEL	.00	.00	.00	190.35	-190.35	.00
	TOTAL SUPPLIES AND MATERIALS	560.00	3,624.26	5,518.98	79,703.37	-84,662.35	15218.28
1ST SUBTOTAL-600 CAPITAL OUTLAY							
640	EQUIPMENT	1,498.00	.00	.00	1,993.00	-495.00	133.04
	TOTAL CAPITAL OUTLAY	1,498.00	.00	.00	1,993.00	-495.00	133.04
1ST SUBTOTAL-800 OTHER OBJECTS							
849	OTHER DUES AND FEES	.00	7,820.00	2,950.00	34,685.48	-37,635.48	.00
880	AWARDS AND PRIZES	.00	388.00	602.50	2,050.98	-2,653.48	.00
	TOTAL OTHER OBJECTS	.00	8,208.00	3,552.50	36,736.46	-40,288.96	.00
	TOTAL H.S. MEN'S ATHLETICS	2,106.21	20,713.69	73,381.48	178,709.73	-249,985.00	11968.95
FUND/SCC-3009602 M.S. ATHLETICS							
1ST SUBTOTAL-200 EMPLOYEE RETIREMNT & INS.							
233	MEETING EXPENSE-SUP	.00	.00	.00	605.34	-605.34	.00
	TOTAL EMPLOYEE RETIREMNT & IN	.00	.00	.00	605.34	-605.34	.00
1ST SUBTOTAL-400 PURCHASED SERVICES							
419	OTHER PROF. & TECH.	.00	.00	825.00	820.00	-1,645.00	.00
433	NONCERTIFIED TRAVEL	.00	.00	9.90	.00	-9.90	.00
434	NONCERTIFIED MEETIN	.00	.00	22.00	.00	-22.00	.00
	TOTAL PURCHASED SERVICES	.00	.00	856.90	820.00	-1,676.90	.00
1ST SUBTOTAL-500 SUPPLIES AND MATERIALS							
519	OTHER GENERAL SUPPL	.00	2,840.43	10,777.53	22,545.82	-33,323.35	.00
	TOTAL SUPPLIES AND MATERIALS	.00	2,840.43	10,777.53	22,545.82	-33,323.35	.00
1ST SUBTOTAL-800 OTHER OBJECTS							
849	OTHER DUES AND FEES	.00	.00	.00	165.00	-165.00	.00
	TOTAL OTHER OBJECTS	.00	.00	.00	165.00	-165.00	.00
	TOTAL M.S. ATHLETICS	.00	2,840.43	11,634.43	24,136.16	-35,770.59	.00
FUND/SCC-3009603 H.S. WOMEN'S ATHLETICS							
1ST SUBTOTAL-100 PERSONAL SERVICES							
143	SUPPLEMENTAL	.00	.00	.00	1,950.00	-1,950.00	.00
172	STUDENT WORKERS	.00	385.95	.00	432.45	-432.45	.00
	TOTAL PERSONAL SERVICES	.00	385.95	.00	2,382.45	-2,382.45	.00
1ST SUBTOTAL-200 EMPLOYEE RETIREMNT & INS.							
221	SERS-EMPLOYER'S SHA	.00	.00	.00	306.72	-306.72	.00
222	SERS-EMPLOYER'S SHA	.00	.00	.00	4.40	-4.40	.00
223	SOCIAL SECURITY	.00	.00	.00	27.45	-27.45	.00
	TOTAL EMPLOYEE RETIREMNT & IN	.00	.00	.00	338.57	-338.57	.00

POWERSCHOOL  
DATE: 01/19/2023  
TIME: 12:15:21

SHAKER HEIGHTS CITY SCHOOLS  
EXPENDITURE STATUS REPORT

PAGE NUMBER: 22  
EXPSTA11

SELECTION CRITERIA: ALL  
ACCOUNTING PERIOD: 6/23

SORTED BY: FUND/SCC,1ST SUBTOTAL,ACCOUNT  
TOALED ON: FUND/SCC,1ST SUBTOTAL  
PAGE BREAKS ON:

FUND/SCC-3009603 H.S. WOMEN'S ATHLETICS  
1ST SUBTOTAL-200 H.S. WOMEN'S ATHLETICS

ACCOUNT	- - - - TITLE - - - -	BUDGET	PERIOD EXPENDITURES	ENCUMBRANCES OUTSTANDING	YEAR TO DATE EXP	AVAILABLE BALANCE	YTD/ BUD
1ST SUBTOTAL-400 PURCHASED SERVICES							
419	OTHER PROF. & TECH.	.00	60.00	26,550.00	21,083.82	-47,633.82	.00
439	OTHER TRAV./MEET EX	.00	5,632.50	.00	9,906.60	-9,906.60	.00
483	TRANSP. FROM OTHER	.00	2,190.00	14,055.00	17,786.93	-31,841.93	.00
	TOTAL PURCHASED SERVICES	.00	7,882.50	40,605.00	48,777.35	-89,382.35	.00
1ST SUBTOTAL-500 SUPPLIES AND MATERIALS							
516	SOFTWARE MATERIALS	.00	150.00	.00	5,804.94	-5,804.94	.00
519	OTHER GENERAL SUPPL	560.00	1,368.67	5,378.30	30,948.76	-35,767.06	6486.98
560	FOOD & MATERIALS	.00	2,534.35	.00	4,182.61	-4,182.61	.00
582	FUEL	.00	.00	.00	125.67	-125.67	.00
	TOTAL SUPPLIES AND MATERIALS	560.00	4,053.02	5,378.30	41,061.98	-45,880.28	8292.91
1ST SUBTOTAL-600 CAPITAL OUTLAY							
640	EQUIPMENT	1,712.80	.00	.00	3,552.80	-1,840.00	207.43
	TOTAL CAPITAL OUTLAY	1,712.80	.00	.00	3,552.80	-1,840.00	207.43
1ST SUBTOTAL-800 OTHER OBJECTS							
849	OTHER DUES AND FEES	.00	1,831.12	2,945.00	20,110.85	-23,055.85	.00
880	AWARDS AND PRIZES	.00	667.00	695.75	3,387.07	-4,082.82	.00
	TOTAL OTHER OBJECTS	.00	2,498.12	3,640.75	23,497.92	-27,138.67	.00
	TOTAL H.S. WOMEN'S ATHLETICS	2,272.80	14,819.59	49,624.05	119,611.07	-166,962.32	7446.11
FUND/SCC-3009605 GIRLS SOCCER FUNDRAISER							
1ST SUBTOTAL-500 SUPPLIES AND MATERIALS							
519	OTHER GENERAL SUPPL	.00	.00	26.00	.00	-26.00	.00
	TOTAL SUPPLIES AND MATERIALS	.00	.00	26.00	.00	-26.00	.00
	TOTAL GIRLS SOCCER FUNDRAISER	.00	.00	26.00	.00	-26.00	.00
FUND/SCC-3009606 GIRLS BASKETBALL FUND							
1ST SUBTOTAL-500 SUPPLIES AND MATERIALS							
519	OTHER GENERAL SUPPL	.00	.00	720.00	.00	-720.00	.00
	TOTAL SUPPLIES AND MATERIALS	.00	.00	720.00	.00	-720.00	.00
	TOTAL GIRLS BASKETBALL FUND	.00	.00	720.00	.00	-720.00	.00
FUND/SCC-3009608 GIRLS VOLLEYBALL FUND							
1ST SUBTOTAL-500 SUPPLIES AND MATERIALS							
519	OTHER GENERAL SUPPL	.00	.00	.00	2,160.00	-2,160.00	.00
560	FOOD & MATERIALS	.00	.00	186.49	.00	-186.49	.00
	TOTAL SUPPLIES AND MATERIALS	.00	.00	186.49	2,160.00	-2,346.49	.00
	TOTAL GIRLS VOLLEYBALL FUND	.00	.00	186.49	2,160.00	-2,346.49	.00



POWERSCHOOL  
DATE: 01/19/2023  
TIME: 12:15:21

SHAKER HEIGHTS CITY SCHOOLS  
EXPENDITURE STATUS REPORT

PAGE NUMBER: 23  
EXPSTA11

SELECTION CRITERIA: ALL  
ACCOUNTING PERIOD: 6/23

SORTED BY: FUND/SCC,1ST SUBTOTAL,ACCOUNT  
TOTALLED ON: FUND/SCC,1ST SUBTOTAL  
PAGE BREAKS ON:

FUND/SCC-3009608 GIRLS VOLLEYBALL FUND  
1ST SUBTOTAL-500 GIRLS VOLLEYBALL FUND

ACCOUNT	- - - - - TITLE - - - - -	BUDGET	PERIOD EXPENDITURES	ENCUMBRANCES OUTSTANDING	YEAR TO DATE EXP	AVAILABLE BALANCE	YTD/ BUD
FUND/SCC-3009609 GIRLS TRACK FUNDRAISER							
1ST SUBTOTAL-800 OTHER OBJECTS							
849	OTHER DUES AND FEES	.00	.00	.00	337.50	-337.50	.00
	TOTAL OTHER OBJECTS	.00	.00	.00	337.50	-337.50	.00
	TOTAL GIRLS TRACK FUNDRAISER	.00	.00	.00	337.50	-337.50	.00
FUND/SCC-3009612 HOCKEY TEAM							
1ST SUBTOTAL-400 PURCHASED SERVICES							
419	OTHER PROF. & TECH.	.00	.00	.00	60.00	-60.00	.00
447	INTERNET ACCESS SER	.00	71.99	928.01	71.99	-1,000.00	.00
	TOTAL PURCHASED SERVICES	.00	71.99	928.01	131.99	-1,060.00	.00
1ST SUBTOTAL-500 SUPPLIES AND MATERIALS							
560	FOOD & MATERIALS	.00	.00	1,000.00	.00	-1,000.00	.00
	TOTAL SUPPLIES AND MATERIALS	.00	.00	1,000.00	.00	-1,000.00	.00
	TOTAL HOCKEY TEAM	.00	71.99	1,928.01	131.99	-2,060.00	.00
FUND/SCC-3009614 BASKETBALL FUNDRAISER							
1ST SUBTOTAL-400 PURCHASED SERVICES							
419	OTHER PROF. & TECH.	.00	.00	.00	844.70	-844.70	.00
	TOTAL PURCHASED SERVICES	.00	.00	.00	844.70	-844.70	.00
1ST SUBTOTAL-500 SUPPLIES AND MATERIALS							
519	OTHER GENERAL SUPPL	.00	928.30	.00	7,523.88	-7,523.88	.00
	TOTAL SUPPLIES AND MATERIALS	.00	928.30	.00	7,523.88	-7,523.88	.00
	TOTAL BASKETBALL FUNDRAISER	.00	928.30	.00	8,368.58	-8,368.58	.00
FUND/SCC-3009616 BASEBALL FUNDRAISER							
1ST SUBTOTAL-500 SUPPLIES AND MATERIALS							
519	OTHER GENERAL SUPPL	.00	.00	.00	1,339.90	-1,339.90	.00
	TOTAL SUPPLIES AND MATERIALS	.00	.00	.00	1,339.90	-1,339.90	.00
	TOTAL BASEBALL FUNDRAISER	.00	.00	.00	1,339.90	-1,339.90	.00
FUND/SCC-3009620 GIRLS CROSS COUNTRY FUND							
1ST SUBTOTAL-400 PURCHASED SERVICES							
439	OTHER TRAV./MEET EX	.00	.00	.00	9,162.00	-9,162.00	.00
	TOTAL PURCHASED SERVICES	.00	.00	.00	9,162.00	-9,162.00	.00
1ST SUBTOTAL-500 SUPPLIES AND MATERIALS							
519	OTHER GENERAL SUPPL	.00	.00	.00	980.50	-980.50	.00
	TOTAL SUPPLIES AND MATERIALS	.00	.00	.00	980.50	-980.50	.00

POWERSCHOOL  
DATE: 01/19/2023  
TIME: 12:15:21

SHAKER HEIGHTS CITY SCHOOLS  
EXPENDITURE STATUS REPORT

PAGE NUMBER: 24  
EXPSTA11

SELECTION CRITERIA: ALL  
ACCOUNTING PERIOD: 6/23

SORTED BY: FUND/SCC,1ST SUBTOTAL,ACCOUNT  
TOTALLED ON: FUND/SCC,1ST SUBTOTAL  
PAGE BREAKS ON:

FUND/SCC-3009620 GIRLS CROSS COUNTRY FUND  
1ST SUBTOTAL-500 GIRLS CROSS COUNTRY FUND

ACCOUNT	TITLE	BUDGET	PERIOD EXPENDITURES	ENCUMBRANCES OUTSTANDING	YEAR TO DATE EXP	AVAILABLE BALANCE	YTD/ BUD
TOTAL GIRLS CROSS COUNTRY FUN		.00	.00	.00	10,142.50	-10,142.50	.00
FUND/SCC-3009622 BOYS SOCCER FUNDRAISER							
1ST SUBTOTAL-400 PURCHASED SERVICES							
425 RENTALS		.00	.00	.00	100.00	-100.00	.00
TOTAL PURCHASED SERVICES		.00	.00	.00	100.00	-100.00	.00
1ST SUBTOTAL-500 SUPPLIES AND MATERIALS							
519 OTHER GENERAL SUPPL		.00	.00	.00	2,385.00	-2,385.00	.00
TOTAL SUPPLIES AND MATERIALS		.00	.00	.00	2,385.00	-2,385.00	.00
TOTAL BOYS SOCCER FUNDRAISER		.00	.00	.00	2,485.00	-2,485.00	.00
FUND/SCC-3009631 ARBITER PAY - ATHLETICS							
1ST SUBTOTAL-400 PURCHASED SERVICES							
419 OTHER PROF. & TECH.		.00	.00	.00	30,000.00	-30,000.00	.00
TOTAL PURCHASED SERVICES		.00	.00	.00	30,000.00	-30,000.00	.00
TOTAL ARBITER PAY - ATHLETICS		.00	.00	.00	30,000.00	-30,000.00	.00
FUND/SCC-4019202 ST DOMINIC FY22							
1ST SUBTOTAL-100 PERSONAL SERVICES							
111 REGULAR		.00	.00	.00	6,548.80	-6,548.80	.00
141 REGULAR		.00	.00	.00	8,150.19	-8,150.19	.00
TOTAL PERSONAL SERVICES		.00	.00	.00	14,698.99	-14,698.99	.00
1ST SUBTOTAL-200 EMPLOYEE RETIREMNT & INS.							
211 STRS-EMPLOYER'S SHA		.00	.00	.00	1,050.40	-1,050.40	.00
213 SOCIAL SECURITY		.00	.00	.00	78.95	-78.95	.00
221 SERS-EMPLOYER'S SHA		.00	.00	.00	1,279.59	-1,279.59	.00
223 SOCIAL SECURITY		.00	.00	.00	106.34	-106.34	.00
241 MEDICAL/HOSPITALIZA		.00	.00	.00	2,250.85	-2,250.85	.00
242 LIFE INSURANCE		.00	.00	.00	10.90	-10.90	.00
243 DENTAL INSURANCE		.00	.00	.00	164.50	-164.50	.00
249 CERTIFIED OTHER INS		.00	.00	.00	558.80	-558.80	.00
251 MEDICAL/HOSPITALIZA		.00	.00	.00	3,348.10	-3,348.10	.00
252 LIFE INSURANCE		.00	.00	.00	16.00	-16.00	.00
253 DENTAL INSURANCE		.00	.00	.00	244.70	-244.70	.00
259 NONCERTIFIED INS BE		.00	.00	.00	831.25	-831.25	.00
TOTAL EMPLOYEE RETIREMNT & IN		.00	.00	.00	9,940.38	-9,940.38	.00
TOTAL ST DOMINIC FY22		.00	.00	.00	24,639.37	-24,639.37	.00

FUND/SCC-4019303 ST DOMINIC FY 23  
1ST SUBTOTAL-100 PERSONAL SERVICES

POWERSCHOOL  
DATE: 01/19/2023  
TIME: 12:15:21

SHAKER HEIGHTS CITY SCHOOLS  
EXPENDITURE STATUS REPORT

PAGE NUMBER: 25  
EXPSTA11

SELECTION CRITERIA: ALL  
ACCOUNTING PERIOD: 6/23

SORTED BY: FUND/SCC,1ST SUBTOTAL,ACCOUNT  
TOTALLED ON: FUND/SCC,1ST SUBTOTAL  
PAGE BREAKS ON:

FUND/SCC-4019303 ST DOMINIC FY 23  
1ST SUBTOTAL-100 ST DOMINIC FY 23

ACCOUNT	- - - - TITLE - - - -	BUDGET	PERIOD EXPENDITURES	ENCUMBRANCES OUTSTANDING	YEAR TO DATE EXP	AVAILABLE BALANCE	YTD/ BUD
111	REGULAR	.00	3,110.34	.00	11,840.34	-11,840.34	.00
141	REGULAR	.00	2,291.16	.00	7,681.02	-7,681.02	.00
151	SICK LEAVE	.00	.00	.00	112.68	-112.68	.00
152	PERSONAL LEAVE	.00	.00	.00	225.36	-225.36	.00
	TOTAL PERSONAL SERVICES	.00	5,401.50	.00	19,859.40	-19,859.40	.00
1ST SUBTOTAL-200	EMPLOYEE RETIREMNT & INS.						
211	STRS-EMPLOYER'S SHA	.00	435.44	.00	1,524.04	-1,524.04	.00
213	SOCIAL SECURITY	.00	33.16	.00	116.06	-116.06	.00
221	SERS-EMPLOYER'S SHA	.00	359.72	.00	1,259.02	-1,259.02	.00
223	SOCIAL SECURITY	.00	28.50	.00	99.75	-99.75	.00
241	MEDICAL/HOSPITALIZA	.00	900.34	.00	3,151.19	-3,151.19	.00
242	LIFE INSURANCE	.00	4.36	.00	15.26	-15.26	.00
243	DENTAL INSURANCE	.00	65.80	.00	230.30	-230.30	.00
249	CERTIFIED OTHER INS	.00	223.52	.00	782.32	-782.32	.00
251	MEDICAL/HOSPITALIZA	.00	1,339.24	.00	4,687.34	-4,687.34	.00
252	LIFE INSURANCE	.00	6.40	.00	22.40	-22.40	.00
253	DENTAL INSURANCE	.00	97.88	.00	342.58	-342.58	.00
259	NONCERTIFIED INS BE	.00	332.50	.00	1,163.75	-1,163.75	.00
	TOTAL EMPLOYEE RETIREMNT & IN	.00	3,826.86	.00	13,394.01	-13,394.01	.00
1ST SUBTOTAL-400	PURCHASED SERVICES						
419	OTHER PROF. & TECH.	.00	5,475.00	32,850.00	11,545.00	-44,395.00	.00
	TOTAL PURCHASED SERVICES	.00	5,475.00	32,850.00	11,545.00	-44,395.00	.00
1ST SUBTOTAL-500	SUPPLIES AND MATERIALS						
511	CLASSROOM SUPPLIES	.00	.00	.00	4,493.61	-4,493.61	.00
514	HEALTH & HYGIENE SU	.00	.00	164.00	467.84	-631.84	.00
516	SOFTWARE MATERIALS	.00	.00	.00	1,768.99	-1,768.99	.00
521	NEW TEXTBOOKS	.00	.00	.00	19,965.38	-19,965.38	.00
542	PERIODICALS	.00	.00	.00	1,364.83	-1,364.83	.00
	TOTAL SUPPLIES AND MATERIALS	.00	.00	164.00	28,060.65	-28,224.65	.00
	TOTAL ST DOMINIC FY 23	.00	14,703.36	33,014.00	72,859.06	-105,873.06	.00
FUND/SCC-4519223	ETECH CONNECTIVITY FY23						
1ST SUBTOTAL-400	PURCHASED SERVICES						
441	TELEPHONE SERVICE	.00	.00	.00	7,200.00	-7,200.00	.00
	TOTAL PURCHASED SERVICES	.00	.00	.00	7,200.00	-7,200.00	.00
	TOTAL ETECH CONNECTIVITY FY23	.00	.00	.00	7,200.00	-7,200.00	.00
FUND/SCC-4999022	PARENT MENTOR GRANT FY22						
1ST SUBTOTAL-100	PERSONAL SERVICES						
141	REGULAR	.00	.00	.00	4,271.81	-4,271.81	.00
	TOTAL PERSONAL SERVICES	.00	.00	.00	4,271.81	-4,271.81	.00

POWERSCHOOL  
DATE: 01/19/2023  
TIME: 12:15:21

SHAKER HEIGHTS CITY SCHOOLS  
EXPENDITURE STATUS REPORT

PAGE NUMBER: 26  
EXPSTA11

SELECTION CRITERIA: ALL  
ACCOUNTING PERIOD: 6/23

SORTED BY: FUND/SCC,1ST SUBTOTAL,ACCOUNT  
TOTALLED ON: FUND/SCC,1ST SUBTOTAL  
PAGE BREAKS ON:

FUND/SCC-4999022 PARENT MENTOR GRANT FY22  
1ST SUBTOTAL-100 PARENT MENTOR GRANT FY22

ACCOUNT	- - - - - TITLE - - - - -	BUDGET	PERIOD EXPENDITURES	ENCUMBRANCES OUTSTANDING	YEAR TO DATE EXP	AVAILABLE BALANCE	YTD/ BUD
1ST SUBTOTAL-200	EMPLOYEE RETIREMNT & INS.						
213	SOCIAL SECURITY	.00	.00	.00	-9.36	9.36	.00
223	SOCIAL SECURITY	.00	.00	.00	9.36	-9.36	.00
	TOTAL EMPLOYEE RETIREMNT & IN	.00	.00	.00	.00	.00	.00
	TOTAL PARENT MENTOR GRANT FY2	.00	.00	.00	4,271.81	-4,271.81	.00
FUND/SCC-4999801	DIESEL MITIGATION FY21						
1ST SUBTOTAL-600	CAPITAL OUTLAY						
660	SCHOOL BUSES	50,000.00	.00	50,000.00	.00	.00	100.00
	TOTAL CAPITAL OUTLAY	50,000.00	.00	50,000.00	.00	.00	100.00
	TOTAL DIESEL MITIGATION FY21	50,000.00	.00	50,000.00	.00	.00	100.00
FUND/SCC-5079003	ARP ESSER FY23						
1ST SUBTOTAL-100	PERSONAL SERVICES						
111	REGULAR	.00	100,483.66	.00	312,784.43	-312,784.43	.00
112	TEMPORARY	.00	66,465.00	.00	226,884.62	-226,884.62	.00
119	OTHER CERTIFIED SAL	.00	.00	.00	345.80	-345.80	.00
121	SICK LEAVE	.00	5,896.40	.00	5,896.40	-5,896.40	.00
	TOTAL PERSONAL SERVICES	.00	172,845.06	.00	545,911.25	-545,911.25	.00
1ST SUBTOTAL-200	EMPLOYEE RETIREMNT & INS.						
211	STRS-EMPLOYER'S SHA	.00	24,181.38	.00	76,410.62	-76,410.62	.00
213	SOCIAL SECURITY	.00	2,455.42	.00	7,767.63	-7,767.63	.00
241	MEDICAL/HOSPITALIZA	.00	13,930.12	.00	41,790.36	-41,790.36	.00
242	LIFE INSURANCE	.00	96.00	.00	288.00	-288.00	.00
243	DENTAL INSURANCE	.00	1,068.96	.00	3,206.88	-3,206.88	.00
249	CERTIFIED OTHER INS	.00	3,453.76	.00	10,361.28	-10,361.28	.00
	TOTAL EMPLOYEE RETIREMNT & IN	.00	45,185.64	.00	139,824.77	-139,824.77	.00
1ST SUBTOTAL-400	PURCHASED SERVICES						
419	OTHER PROF. & TECH.	.00	13,354.50	29,435.50	65,603.50	-95,039.00	.00
	TOTAL PURCHASED SERVICES	.00	13,354.50	29,435.50	65,603.50	-95,039.00	.00
1ST SUBTOTAL-500	SUPPLIES AND MATERIALS						
519	OTHER GENERAL SUPPL	.00	10,531.55	.00	10,531.55	-10,531.55	.00
	TOTAL SUPPLIES AND MATERIALS	.00	10,531.55	.00	10,531.55	-10,531.55	.00
	TOTAL ARP ESSER FY23	.00	241,916.75	29,435.50	761,871.07	-791,306.57	.00
FUND/SCC-5079022	ESSER II						
1ST SUBTOTAL-400	PURCHASED SERVICES						
419	OTHER PROF. & TECH.	37,944.00	.00	.00	37,944.00	.00	100.00
	TOTAL PURCHASED SERVICES	37,944.00	.00	.00	37,944.00	.00	100.00

POWERSCHOOL  
DATE: 01/19/2023  
TIME: 12:15:21

SHAKER HEIGHTS CITY SCHOOLS  
EXPENDITURE STATUS REPORT

PAGE NUMBER: 27  
EXPSTA11

SELECTION CRITERIA: ALL  
ACCOUNTING PERIOD: 6/23

SORTED BY: FUND/SCC,1ST SUBTOTAL,ACCOUNT  
TOTALLED ON: FUND/SCC,1ST SUBTOTAL  
PAGE BREAKS ON:

FUND/SCC-5079022 ESSER II  
1ST SUBTOTAL-400 ESSER II

ACCOUNT	TITLE	BUDGET	PERIOD EXPENDITURES	ENCUMBRANCES OUTSTANDING	YEAR TO DATE EXP	AVAILABLE BALANCE	YTD/ BUD
1ST SUBTOTAL-500 SUPPLIES AND MATERIALS							
511 CLASSROOM SUPPLIES		.00	.00	.00	783.92	-783.92	.00
TOTAL SUPPLIES AND MATERIALS		.00	.00	.00	783.92	-783.92	.00
TOTAL ESSER II		37,944.00	.00	.00	38,727.92	-783.92	102.07
FUND/SCC-5079023 ARP ESSER							
1ST SUBTOTAL-100 PERSONAL SERVICES							
111 REGULAR		.00	.00	.00	235,624.43	-235,624.43	.00
112 TEMPORARY		.00	.00	.00	50,442.00	-50,442.00	.00
119 OTHER CERTIFIED SAL		.00	.00	.00	132,609.06	-132,609.06	.00
121 SICK LEAVE		.00	.00	.00	16,306.04	-16,306.04	.00
122 PERSONAL LEAVE		.00	.00	.00	6,278.75	-6,278.75	.00
125 PROFESSIONAL LEAVE		.00	.00	.00	2,676.65	-2,676.65	.00
149 OTHER NONCERTIFIED		.00	.00	.00	37,726.57	-37,726.57	.00
TOTAL PERSONAL SERVICES		.00	.00	.00	481,663.50	-481,663.50	.00
1ST SUBTOTAL-200 EMPLOYEE RETIREMNT & INS.							
211 STRS-EMPLOYER'S SHA		.00	.00	.00	62,150.95	-62,150.95	.00
213 SOCIAL SECURITY		.00	.00	.00	6,282.87	-6,282.87	.00
221 SERS-EMPLOYER'S SHA		.00	.00	.00	5,717.45	-5,717.45	.00
223 SOCIAL SECURITY		.00	.00	.00	537.74	-537.74	.00
241 MEDICAL/HOSPITALIZA		.00	.00	.00	33,528.96	-33,528.96	.00
242 LIFE INSURANCE		.00	.00	.00	256.00	-256.00	.00
243 DENTAL INSURANCE		.00	.00	.00	2,596.86	-2,596.86	.00
249 CERTIFIED OTHER INS		.00	.00	.00	8,307.88	-8,307.88	.00
TOTAL EMPLOYEE RETIREMNT & IN		.00	.00	.00	119,378.71	-119,378.71	.00
1ST SUBTOTAL-400 PURCHASED SERVICES							
419 OTHER PROF. & TECH.		.00	.00	.00	21,750.00	-21,750.00	.00
TOTAL PURCHASED SERVICES		.00	.00	.00	21,750.00	-21,750.00	.00
1ST SUBTOTAL-500 SUPPLIES AND MATERIALS							
519 OTHER GENERAL SUPPL		87,195.47	.00	.00	54,152.87	33,042.60	62.11
TOTAL SUPPLIES AND MATERIALS		87,195.47	.00	.00	54,152.87	33,042.60	62.11
TOTAL ARP ESSER		87,195.47	.00	.00	676,945.08	-589,749.61	776.35
FUND/SCC-5169216 IDEA B FY22							
1ST SUBTOTAL-100 PERSONAL SERVICES							
111 REGULAR		.00	.00	.00	14,299.82	-14,299.82	.00
121 SICK LEAVE		.00	.00	.00	310.40	-310.40	.00
141 REGULAR		.00	.00	.00	193,267.55	-193,267.55	.00
151 SICK LEAVE		.00	.00	.00	1,610.34	-1,610.34	.00
152 PERSONAL LEAVE		.00	.00	.00	999.68	-999.68	.00

POWERSCHOOL  
DATE: 01/19/2023  
TIME: 12:15:21

SHAKER HEIGHTS CITY SCHOOLS  
EXPENDITURE STATUS REPORT

PAGE NUMBER: 28  
EXPSTA11

SELECTION CRITERIA: ALL  
ACCOUNTING PERIOD: 6/23

SORTED BY: FUND/SCC,1ST SUBTOTAL,ACCOUNT  
TOEALED ON: FUND/SCC,1ST SUBTOTAL  
PAGE BREAKS ON:

FUND/SCC-5169216 IDEA B FY22  
1ST SUBTOTAL-100 IDEA B FY22

ACCOUNT	- - - - TITLE - - - -	BUDGET	PERIOD EXPENDITURES	ENCUMBRANCES OUTSTANDING	YEAR TO DATE EXP	AVAILABLE BALANCE	YTD/ BUD
155	PROFESSIONAL LEAVE	.00	.00	.00	155.20	-155.20	.00
	TOTAL PERSONAL SERVICES	.00	.00	.00	210,642.99	-210,642.99	.00
1ST SUBTOTAL-200	EMPLOYEE RETIREMNT & INS.						
211	STRS-EMPLOYER'S SHA	.00	.00	.00	2,544.95	-2,544.95	.00
213	SOCIAL SECURITY	.00	.00	.00	308.56	-308.56	.00
221	SERS-EMPLOYER'S SHA	.00	.00	.00	30,845.67	-30,845.67	.00
223	SOCIAL SECURITY	.00	.00	.00	2,594.58	-2,594.58	.00
241	MEDICAL/HOSPITALIZA	.00	.00	.00	3,310.10	-3,310.10	.00
242	LIFE INSURANCE	.00	.00	.00	16.00	-16.00	.00
243	DENTAL INSURANCE	.00	.00	.00	241.95	-241.95	.00
249	CERTIFIED OTHER INS	.00	.00	.00	821.80	-821.80	.00
251	MEDICAL/HOSPITALIZA	.00	.00	.00	71,222.15	-71,222.15	.00
252	LIFE INSURANCE	.00	.00	.00	528.00	-528.00	.00
253	DENTAL INSURANCE	.00	.00	.00	5,512.85	-5,512.85	.00
259	NONCERTIFIED INS BE	.00	.00	.00	17,165.25	-17,165.25	.00
	TOTAL EMPLOYEE RETIREMNT & IN	.00	.00	.00	135,111.86	-135,111.86	.00
1ST SUBTOTAL-400	PURCHASED SERVICES						
419	OTHER PROF. & TECH.	350.00	.00	.00	350.00	.00	100.00
	TOTAL PURCHASED SERVICES	350.00	.00	.00	350.00	.00	100.00
	TOTAL IDEA B FY22	350.00	.00	.00	346,104.85	-345,754.85	98887.10
FUND/SCC-5169316	IDEA B FY23						
1ST SUBTOTAL-100	PERSONAL SERVICES						
111	REGULAR	.00	8,533.85	.00	28,356.04	-28,356.04	.00
113	SUPPLEMENTAL	.00	.00	.00	1,729.83	-1,729.83	.00
121	SICK LEAVE	.00	291.15	.00	3,339.08	-3,339.08	.00
122	PERSONAL LEAVE	.00	.00	.00	582.30	-582.30	.00
141	REGULAR	.00	59,991.09	.00	194,009.80	-194,009.80	.00
151	SICK LEAVE	.00	4,512.32	.00	15,124.80	-15,124.80	.00
152	PERSONAL LEAVE	.00	810.24	.00	2,687.60	-2,687.60	.00
155	PROFESSIONAL LEAVE	.00	.00	.00	988.64	-988.64	.00
157	JURY DUTY	.00	.00	.00	336.64	-336.64	.00
	TOTAL PERSONAL SERVICES	.00	74,138.65	.00	247,154.73	-247,154.73	.00
1ST SUBTOTAL-200	EMPLOYEE RETIREMNT & INS.						
211	STRS-EMPLOYER'S SHA	.00	1,238.81	.00	4,622.94	-4,622.94	.00
213	SOCIAL SECURITY	.00	125.11	.00	466.14	-466.14	.00
221	SERS-EMPLOYER'S SHA	.00	10,254.22	.00	33,622.67	-33,622.67	.00
223	SOCIAL SECURITY	.00	889.49	.00	2,919.87	-2,919.87	.00
241	MEDICAL/HOSPITALIZA	.00	1,324.04	.00	4,634.14	-4,634.14	.00
242	LIFE INSURANCE	.00	6.40	.00	22.40	-22.40	.00
243	DENTAL INSURANCE	.00	96.78	.00	338.73	-338.73	.00
249	CERTIFIED OTHER INS	.00	328.72	.00	1,150.52	-1,150.52	.00

POWERSCHOOL  
DATE: 01/19/2023  
TIME: 12:15:21

SHAKER HEIGHTS CITY SCHOOLS  
EXPENDITURE STATUS REPORT

PAGE NUMBER: 29  
EXPSTA11

SELECTION CRITERIA: ALL  
ACCOUNTING PERIOD: 6/23

SORTED BY: FUND/SCC,1ST SUBTOTAL,ACCOUNT  
TOTALLED ON: FUND/SCC,1ST SUBTOTAL  
PAGE BREAKS ON:

FUND/SCC-5169316 IDEA B FY23  
1ST SUBTOTAL-200 IDEA B FY23

ACCOUNT	- - - - TITLE - - - - -	BUDGET	PERIOD EXPENDITURES	ENCUMBRANCES OUTSTANDING	YEAR TO DATE EXP	AVAILABLE BALANCE	YTD/ BUD
251	MEDICAL/HOSPITALIZA	.00	20,974.80	.00	68,054.84	-68,054.84	.00
252	LIFE INSURANCE	.00	171.52	.00	530.56	-530.56	.00
253	DENTAL INSURANCE	.00	1,413.26	.00	4,750.65	-4,750.65	.00
259	NONCERTIFIED INS BE	.00	4,991.92	.00	16,141.72	-16,141.72	.00
	TOTAL EMPLOYEE RETIREMNT & IN	.00	41,815.07	.00	137,255.18	-137,255.18	.00
1ST SUBTOTAL-400 PURCHASED SERVICES							
419	OTHER PROF. & TECH.	.00	1,875.00	3,256.25	6,743.75	-10,000.00	.00
	TOTAL PURCHASED SERVICES	.00	1,875.00	3,256.25	6,743.75	-10,000.00	.00
	TOTAL IDEA B FY23	.00	117,828.72	3,256.25	391,153.66	-394,409.91	.00
FUND/SCC-5519251 TITLE III LEP FY22							
1ST SUBTOTAL-100 PERSONAL SERVICES							
111	REGULAR	.00	.00	.00	2,028.06	-2,028.06	.00
121	SICK LEAVE	.00	.00	.00	456.19	-456.19	.00
	TOTAL PERSONAL SERVICES	.00	.00	.00	2,484.25	-2,484.25	.00
	TOTAL TITLE III LEP FY22	.00	.00	.00	2,484.25	-2,484.25	.00
FUND/SCC-5519351 TITLE III LEP FY23							
1ST SUBTOTAL-100 PERSONAL SERVICES							
111	REGULAR	.00	346.89	.00	970.26	-970.26	.00
121	SICK LEAVE	.00	.00	.00	975.45	-975.45	.00
122	PERSONAL LEAVE	.00	.00	.00	487.73	-487.73	.00
125	PROFESSIONAL LEAVE	.00	487.73	.00	487.73	-487.73	.00
	TOTAL PERSONAL SERVICES	.00	834.62	.00	2,921.17	-2,921.17	.00
	TOTAL TITLE III LEP FY23	.00	834.62	.00	2,921.17	-2,921.17	.00
FUND/SCC-5729272 TITLE I FY22							
1ST SUBTOTAL-100 PERSONAL SERVICES							
111	REGULAR	.00	.00	.00	26,825.37	-26,825.37	.00
121	SICK LEAVE	.00	.00	.00	678.50	-678.50	.00
122	PERSONAL LEAVE	.00	.00	.00	2,252.02	-2,252.02	.00
141	REGULAR	.00	.00	.00	6,692.52	-6,692.52	.00
	TOTAL PERSONAL SERVICES	.00	.00	.00	36,448.41	-36,448.41	.00
1ST SUBTOTAL-200 EMPLOYEE RETIREMNT & INS.							
213	SOCIAL SECURITY	.00	.00	.00	-92.04	92.04	.00
223	SOCIAL SECURITY	.00	.00	.00	92.04	-92.04	.00
	TOTAL EMPLOYEE RETIREMNT & IN	.00	.00	.00	.00	.00	.00
	TOTAL TITLE I FY22	.00	.00	.00	36,448.41	-36,448.41	.00

FUND/SCC-5729322 EOEK FY 22

POWERSCHOOL  
DATE: 01/19/2023  
TIME: 12:15:21

SHAKER HEIGHTS CITY SCHOOLS  
EXPENDITURE STATUS REPORT

PAGE NUMBER: 30  
EXPSTA11

SELECTION CRITERIA: ALL  
ACCOUNTING PERIOD: 6/23

SORTED BY: FUND/SCC,1ST SUBTOTAL,ACCOUNT  
TOTALLED ON: FUND/SCC,1ST SUBTOTAL  
PAGE BREAKS ON:

FUND/SCC-5729322 EOEC FY 22  
1ST SUBTOTAL-100 EOEC FY 22

ACCOUNT	TITLE	BUDGET	PERIOD EXPENDITURES	ENCUMBRANCES OUTSTANDING	YEAR TO DATE EXP	AVAILABLE BALANCE	YTD/ BUD
1ST SUBTOTAL-100	PERSONAL SERVICES						
111	REGULAR	.00	.00	.00	4,200.76	-4,200.76	.00
122	PERSONAL LEAVE	.00	.00	.00	386.89	-386.89	.00
	TOTAL PERSONAL SERVICES	.00	.00	.00	4,587.65	-4,587.65	.00
1ST SUBTOTAL-200	EMPLOYEE RETIREMNT & INS.						
211	STRS-EMPLOYER'S SHA	.00	.00	.00	642.30	-642.30	.00
213	SOCIAL SECURITY	.00	.00	.00	65.45	-65.45	.00
241	MEDICAL/HOSPITALIZA	.00	.00	.00	377.60	-377.60	.00
242	LIFE INSURANCE	.00	.00	.00	4.80	-4.80	.00
243	DENTAL INSURANCE	.00	.00	.00	25.30	-25.30	.00
249	CERTIFIED OTHER INS	.00	.00	.00	92.85	-92.85	.00
	TOTAL EMPLOYEE RETIREMNT & IN	.00	.00	.00	1,208.30	-1,208.30	.00
	TOTAL EOEC FY 22	.00	.00	.00	5,795.95	-5,795.95	.00
FUND/SCC-5729372	TITLE I FY23						
1ST SUBTOTAL-100	PERSONAL SERVICES						
111	REGULAR	.00	79,232.60	.00	279,838.00	-279,838.00	.00
121	SICK LEAVE	.00	5,441.39	.00	19,312.25	-19,312.25	.00
122	PERSONAL LEAVE	.00	567.44	.00	3,473.95	-3,473.95	.00
125	PROFESSIONAL LEAVE	.00	1,539.04	.00	1,833.47	-1,833.47	.00
141	REGULAR	.00	3,512.82	.00	12,294.87	-12,294.87	.00
	TOTAL PERSONAL SERVICES	.00	90,293.29	.00	316,752.54	-316,752.54	.00
1ST SUBTOTAL-200	EMPLOYEE RETIREMNT & INS.						
211	STRS-EMPLOYER'S SHA	.00	12,102.62	.00	42,577.36	-42,577.36	.00
213	SOCIAL SECURITY	.00	1,208.19	.00	4,248.00	-4,248.00	.00
221	SERS-EMPLOYER'S SHA	.00	534.73	.00	1,913.52	-1,913.52	.00
223	SOCIAL SECURITY	.00	48.05	.00	171.92	-171.92	.00
241	MEDICAL/HOSPITALIZA	.00	15,067.88	.00	52,737.58	-52,737.58	.00
242	LIFE INSURANCE	.00	83.30	.00	291.55	-291.55	.00
243	DENTAL INSURANCE	.00	1,098.30	.00	3,844.05	-3,844.05	.00
249	CERTIFIED OTHER INS	.00	3,411.02	.00	11,938.57	-11,938.57	.00
251	MEDICAL/HOSPITALIZA	.00	503.44	.00	1,762.04	-1,762.04	.00
252	LIFE INSURANCE	.00	6.40	.00	22.40	-22.40	.00
253	DENTAL INSURANCE	.00	33.72	.00	118.02	-118.02	.00
259	NONCERTIFIED INS BE	.00	123.82	.00	433.37	-433.37	.00
	TOTAL EMPLOYEE RETIREMNT & IN	.00	34,221.47	.00	120,058.38	-120,058.38	.00
	TOTAL TITLE I FY23	.00	124,514.76	.00	436,810.92	-436,810.92	.00
FUND/SCC-5849022	TITLE IV FY22						
1ST SUBTOTAL-600	CAPITAL OUTLAY						
644	TECHNICAL EQUIPMENT	.00	.00	.00	-6,743.18	6,743.18	.00
	TOTAL CAPITAL OUTLAY	.00	.00	.00	-6,743.18	6,743.18	.00



POWERSCHOOL  
DATE: 01/19/2023  
TIME: 12:15:21

SHAKER HEIGHTS CITY SCHOOLS  
EXPENDITURE STATUS REPORT

PAGE NUMBER: 31  
EXPSTA11

SELECTION CRITERIA: ALL  
ACCOUNTING PERIOD: 6/23

SORTED BY: FUND/SCC,1ST SUBTOTAL,ACCOUNT  
TOTALED ON: FUND/SCC,1ST SUBTOTAL  
PAGE BREAKS ON:

FUND/SCC-5849022 TITLE IV FY22  
1ST SUBTOTAL-600 TITLE IV FY22

ACCOUNT	- - - - - TITLE - - - - -	BUDGET	PERIOD EXPENDITURES	ENCUMBRANCES OUTSTANDING	YEAR TO DATE EXP	AVAILABLE BALANCE	YTD/ BUD
	TOTAL TITLE IV FY22	.00	.00	.00	-6,743.18	6,743.18	.00
FUND/SCC-5849023 TITLE IV FY23							
1ST SUBTOTAL-400	PURCHASED SERVICES						
419	OTHER PROF. & TECH.	.00	.00	597.50	10,815.00	-11,412.50	.00
	TOTAL PURCHASED SERVICES	.00	.00	597.50	10,815.00	-11,412.50	.00
	TOTAL TITLE IV FY23	.00	.00	597.50	10,815.00	-11,412.50	.00
FUND/SCC-5879287 PRE-K SPEC ED GRANT FY22							
1ST SUBTOTAL-100	PERSONAL SERVICES						
141	REGULAR	.00	.00	.00	2,367.35	-2,367.35	.00
	TOTAL PERSONAL SERVICES	.00	.00	.00	2,367.35	-2,367.35	.00
1ST SUBTOTAL-200 EMPLOYEE RETIREMNT & INS.							
213	SOCIAL SECURITY	.00	.00	.00	-12.51	12.51	.00
223	SOCIAL SECURITY	.00	.00	.00	12.51	-12.51	.00
	TOTAL EMPLOYEE RETIREMNT & IN	.00	.00	.00	.00	.00	.00
	TOTAL PRE-K SPEC ED GRANT FY2	.00	.00	.00	2,367.35	-2,367.35	.00
FUND/SCC-5879387 PRE-K SPEC ED GRANT FY23							
1ST SUBTOTAL-100	PERSONAL SERVICES						
141	REGULAR	.00	980.46	.00	2,488.86	-2,488.86	.00
151	SICK LEAVE	.00	41.90	.00	1,089.40	-1,089.40	.00
	TOTAL PERSONAL SERVICES	.00	1,022.36	.00	3,578.26	-3,578.26	.00
1ST SUBTOTAL-200 EMPLOYEE RETIREMNT & INS.							
221	SERS-EMPLOYER'S SHA	.00	160.52	.00	561.82	-561.82	.00
223	SOCIAL SECURITY	.00	13.58	.00	47.53	-47.53	.00
251	MEDICAL/HOSPITALIZA	.00	535.70	.00	1,874.95	-1,874.95	.00
252	LIFE INSURANCE	.00	2.56	.00	8.96	-8.96	.00
253	DENTAL INSURANCE	.00	39.16	.00	137.06	-137.06	.00
259	NONCERTIFIED INS BE	.00	133.00	.00	465.50	-465.50	.00
	TOTAL EMPLOYEE RETIREMNT & IN	.00	884.52	.00	3,095.82	-3,095.82	.00
	TOTAL PRE-K SPEC ED GRANT FY2	.00	1,906.88	.00	6,674.08	-6,674.08	.00
FUND/SCC-5909290 TITLE II FY22							
1ST SUBTOTAL-100	PERSONAL SERVICES						
111	REGULAR	.00	.00	.00	29,141.32	-29,141.32	.00
121	SICK LEAVE	.00	.00	.00	3,326.27	-3,326.27	.00
122	PERSONAL LEAVE	.00	.00	.00	704.50	-704.50	.00
	TOTAL PERSONAL SERVICES	.00	.00	.00	33,172.09	-33,172.09	.00

POWERSCHOOL  
DATE: 01/19/2023  
TIME: 12:15:21

SHAKER HEIGHTS CITY SCHOOLS  
EXPENDITURE STATUS REPORT

PAGE NUMBER: 32  
EXPSTA11

SELECTION CRITERIA: ALL  
ACCOUNTING PERIOD: 6/23

SORTED BY: FUND/SCC,1ST SUBTOTAL,ACCOUNT  
TOTALLED ON: FUND/SCC,1ST SUBTOTAL  
PAGE BREAKS ON:

FUND/SCC-5909290 TITLE II FY22  
1ST SUBTOTAL-400 TITLE II FY22

ACCOUNT	- - - - TITLE - - - -	BUDGET	PERIOD EXPENDITURES	ENCUMBRANCES OUTSTANDING	YEAR TO DATE EXP	AVAILABLE BALANCE	YTD/ BUD
1ST SUBTOTAL-400	PURCHASED SERVICES						
432	CERTIFIED MEETING E	1,197.00	.00	.00	1,006.02	190.98	84.05
	TOTAL PURCHASED SERVICES	1,197.00	.00	.00	1,006.02	190.98	84.05
	TOTAL TITLE II FY22	1,197.00	.00	.00	34,178.11	-32,981.11	2855.31
FUND/SCC-5909390	TITLE II FY23						
1ST SUBTOTAL-100	PERSONAL SERVICES						
111	REGULAR	.00	12,104.00	.00	35,847.33	-35,847.33	.00
121	SICK LEAVE	.00	1,561.28	.00	6,802.73	-6,802.73	.00
122	PERSONAL LEAVE	.00	.00	.00	892.16	-892.16	.00
125	PROFESSIONAL LEAVE	.00	.00	.00	892.16	-892.16	.00
	TOTAL PERSONAL SERVICES	.00	13,665.28	.00	44,434.38	-44,434.38	.00
1ST SUBTOTAL-200	EMPLOYEE RETIREMNT & INS.						
211	STRS-EMPLOYER'S SHA	.00	1,913.14	.00	6,220.82	-6,220.82	.00
213	SOCIAL SECURITY	.00	183.42	.00	584.91	-584.91	.00
241	MEDICAL/HOSPITALIZA	.00	1,827.48	.00	5,734.16	-5,734.16	.00
242	LIFE INSURANCE	.00	12.80	.00	41.60	-41.60	.00
243	DENTAL INSURANCE	.00	130.50	.00	408.36	-408.36	.00
249	CERTIFIED OTHER INS	.00	452.54	.00	1,419.53	-1,419.53	.00
	TOTAL EMPLOYEE RETIREMNT & IN	.00	4,519.88	.00	14,409.38	-14,409.38	.00
1ST SUBTOTAL-400	PURCHASED SERVICES						
432	CERTIFIED MEETING E	.00	600.00	1,600.00	600.00	-2,200.00	.00
	TOTAL PURCHASED SERVICES	.00	600.00	1,600.00	600.00	-2,200.00	.00
	TOTAL TITLE II FY23	.00	18,785.16	1,600.00	59,443.76	-61,043.76	.00
TOTAL REPORT		108,905,959.22	13,771,103.12	16,143,465.40	66,850,917.70	25,911,576.12	76.21

## **9. SUMMARY CHECK REGISTER – ALL CHECKS**

POWERSCHOOL  
DATE: 01/19/2023  
TIME: 12:29:01

SHAKER HEIGHTS CITY SCHOOLS  
CHECK REGISTER INCLUDING SYSTEM VOIDS

PAGE NUMBER: 1  
ACCTPA21  
ACCOUNTING PERIOD: 6/23

SELECTION CRITERIA: chkstat.rundate between '20221201' and '20221231'

DISTRIBUTION FUND: 0010000

CHECK NUMBER	ISSUE DATE	VENDOR	STATUS	TOTAL	DESCRIPTION
* 168083	12/30/2022	PIONEER MANUFACTURING CO.	V	-111.90	VOID MANUAL CHECK
168528	12/16/2022	NICCOLE YOUNG	R	2104.44	ACCOUNTS PAYABLE CHECK
168529	12/20/2022	ACADEMY MUSIC	R	1771.90	ACCOUNTS PAYABLE CHECK
168530	12/20/2022	ADLER TEAM SPORTS	R	3295.55	ACCOUNTS PAYABLE CHECK
168531	12/20/2022	AMAZON.COM	R	6418.04	ACCOUNTS PAYABLE CHECK
168532	12/20/2022	ANGELA BEN-KIKI	R	762.92	ACCOUNTS PAYABLE CHECK
168533	12/20/2022	AVI FOODSYSTEMS INC	R	220183.75	ACCOUNTS PAYABLE CHECK
168534	12/20/2022	BAILEY COMMUNICATIONS INC	R	1777.63	ACCOUNTS PAYABLE CHECK
168535	12/20/2022	BEST TRUCK EQUIPMENT INC	R	1790.58	ACCOUNTS PAYABLE CHECK
168536	12/20/2022	BLICK ART MATERIALS	R	297.48	ACCOUNTS PAYABLE CHECK
168537	12/20/2022	BLICK ART MATERIALS	R	355.61	ACCOUNTS PAYABLE CHECK
168538	12/20/2022	BRINDZA MCINTYRE & SEED LLP	R	366.77	ACCOUNTS PAYABLE CHECK
168539	12/20/2022	BSN SPORTS-CORPORATE OFFICE	R	1916.95	ACCOUNTS PAYABLE CHECK
168540	12/20/2022	BURGER'S ACE HARDWARE	R	13.98	ACCOUNTS PAYABLE CHECK
168541	12/20/2022	CABLE COMMUNICATIONS INC	R	373.05	ACCOUNTS PAYABLE CHECK
168542	12/20/2022	CDW	R	1818.46	ACCOUNTS PAYABLE CHECK
168543	12/20/2022	CENTURY EQUIPMENT INC	R	7159.77	ACCOUNTS PAYABLE CHECK
168544	12/20/2022	CERNI MOTORS	R	21.78	ACCOUNTS PAYABLE CHECK
168545	12/20/2022	CINTAS	R	1769.07	ACCOUNTS PAYABLE CHECK
168546	12/20/2022	COMFORT SYSTEMS USA (OHIO) INC	R	11668.75	ACCOUNTS PAYABLE CHECK
168547	12/20/2022	CONNECT	R	13483.18	ACCOUNTS PAYABLE CHECK
168548	12/20/2022	CONTINENTAL FIRE & SECURITY	R	606.00	ACCOUNTS PAYABLE CHECK
168549	12/20/2022	CUYAHOGA COMMUNITY COLLEGE	R	734.11	ACCOUNTS PAYABLE CHECK
168550	12/20/2022	NICHOLS PAPER & SUPPLY CO.	R	12138.06	ACCOUNTS PAYABLE CHECK
168551	12/20/2022	KK ALLIANCE CORPORATION	R	213.00	ACCOUNTS PAYABLE CHECK
168552	12/20/2022	GOODYEAR COMMERCIAL TIRE & SER	R	1448.90	ACCOUNTS PAYABLE CHECK
168553	12/20/2022	DENISE A. SNOWDEN CONSULTING LLC	R	7037.50	ACCOUNTS PAYABLE CHECK
168554	12/20/2022	DEX IMAGING LLC	R	87.00	ACCOUNTS PAYABLE CHECK
168555	12/20/2022	EDUCATION ALTERNATIVES	R	9956.00	ACCOUNTS PAYABLE CHECK
168556	12/20/2022	EDUCATIONAL SERVICE CENTER OF NE OH	R	61358.15	ACCOUNTS PAYABLE CHECK
168557	12/20/2022	EDUCATIONAL SVC CTR PROF DEV CTR	R	324444.04	ACCOUNTS PAYABLE CHECK
168558	12/20/2022	ESC OF THE WESTERN RESERVE	R	7044.90	ACCOUNTS PAYABLE CHECK
168559	12/20/2022	EVERSTREAM HOLDING CO. LLC	R	1752.38	ACCOUNTS PAYABLE CHECK
168560	12/20/2022	EXTRA DUTY SOLUTIONS	R	412.50	ACCOUNTS PAYABLE CHECK
168561	12/20/2022	FEDERAL EXPRESS CORP	R	39.03	ACCOUNTS PAYABLE CHECK
168562	12/20/2022	FOLLETT LIBRARY RESOURCES	R	1423.88	ACCOUNTS PAYABLE CHECK
168563	12/20/2022	GABLE ELEVATOR & LIFT INC.	R	425.00	ACCOUNTS PAYABLE CHECK
168564	12/20/2022	GARDINER SERVICE COMPANY	R	25698.00	ACCOUNTS PAYABLE CHECK
168565	12/20/2022	GREAT LAKES THEATER	R	1610.00	ACCOUNTS PAYABLE CHECK
168566	12/20/2022	HEPNER AIR FILTER SERVICE INC	R	244.80	ACCOUNTS PAYABLE CHECK
168567	12/20/2022	H-I TRANSLATING & INTERPRETING	R	458.75	ACCOUNTS PAYABLE CHECK
168568	12/20/2022	HOME DEPOT PRO INSTITUTIONAL	R	332.68	ACCOUNTS PAYABLE CHECK
168569	12/20/2022	INDEPENDENCE BUSINESS SUPPLY	R	1198.17	ACCOUNTS PAYABLE CHECK
168570	12/20/2022	INTERSTATE TOWING&TRANSPORT INC	R	325.00	ACCOUNTS PAYABLE CHECK
168571	12/20/2022	I PRINT TECHNOLOGIES	R	1024.00	ACCOUNTS PAYABLE CHECK
168572	12/20/2022	J.C. SHERMAN	R	800.00	ACCOUNTS PAYABLE CHECK
168573	12/20/2022	J.W. PEPPER & SON INC.	R	334.90	ACCOUNTS PAYABLE CHECK
168574	12/20/2022	JAMES G. ZUPKA CPA INC.	R	5075.00	ACCOUNTS PAYABLE CHECK
168575	12/20/2022	JC EHRLICH	R	530.76	ACCOUNTS PAYABLE CHECK
168576	12/20/2022	JOSEPH MATTHEW MILLER	R	1200.00	ACCOUNTS PAYABLE CHECK
168577	12/20/2022	JOSTENS INC.	R	103.10	ACCOUNTS PAYABLE CHECK
168578	12/20/2022	K12 SCHOOL CONSULTANTS LLC	R	158.60	ACCOUNTS PAYABLE CHECK

POWERSCHOOL  
DATE: 01/19/2023  
TIME: 12:29:01

SHAKER HEIGHTS CITY SCHOOLS  
CHECK REGISTER INCLUDING SYSTEM VOIDS

PAGE NUMBER: 2  
ACCTPA21  
ACCOUNTING PERIOD: 6/23

SELECTION CRITERIA: chkstat.rundate between '20221201' and '20221231'

168579	12/20/2022	KEELER & ASSOCIATES	R	850.00	ACCOUNTS PAYABLE CHECK
168580	12/20/2022	KIDSLINK SCHOOL LLC	R	7166.67	ACCOUNTS PAYABLE CHECK
168581	12/20/2022	KUTA SOFTWARE LLC	R	659.00	ACCOUNTS PAYABLE CHECK
168582	12/20/2022	LEARNWELL EDUCATION	R	1207.15	ACCOUNTS PAYABLE CHECK
168583	12/20/2022	LOWE'S COMPANIES INC	R	53.67	ACCOUNTS PAYABLE CHECK
168584	12/20/2022	MARS ELECTRIC	R	1726.90	ACCOUNTS PAYABLE CHECK
168585	12/20/2022	MIDLAND HARDWARE	R	98.52	ACCOUNTS PAYABLE CHECK
168586	12/20/2022	MOMENTUM TELECOM INC	R	1167.01	ACCOUNTS PAYABLE CHECK
168587	12/20/2022	NAPA AUTO PARTS	R	318.59	ACCOUNTS PAYABLE CHECK
168588	12/20/2022	NEPTUNE PLUMBING & HEATING CO.	R	225.72	ACCOUNTS PAYABLE CHECK
168589	12/20/2022	NEWPORT CHEMICAL & EQUIPMENT	R	159.37	ACCOUNTS PAYABLE CHECK
168590	12/20/2022	OH BUR OF CRIM ID INVESTIGATION	R	5815.00	ACCOUNTS PAYABLE CHECK
168591	12/20/2022	ONLINE COMPUTER LIBRARY CENTER INC	R	353.63	ACCOUNTS PAYABLE CHECK
168592	12/20/2022	OPEN DOORS ACADEMY	R	10500.00	ACCOUNTS PAYABLE CHECK
168593	12/20/2022	PRECISION ENVIRONMENTAL CO.	R	18436.00	ACCOUNTS PAYABLE CHECK
168594	12/20/2022	PRO ONCALL TECHNOLOGIES LLC	R	79.95	ACCOUNTS PAYABLE CHECK
168595	12/20/2022	RACHEL WIXEY & ASSOCIATES	R	7565.11	ACCOUNTS PAYABLE CHECK
168596	12/20/2022	RE-EDUCATION SERVICES INC.	R	4174.00	ACCOUNTS PAYABLE CHECK
168597	12/20/2022	LUKE RINDERKNECHT	R	5475.00	ACCOUNTS PAYABLE CHECK
168598	12/20/2022	RUBE ADLER SPORTS	R	440.00	ACCOUNTS PAYABLE CHECK
168599	12/20/2022	RUSTIC PATHWAYS GROUPS	R	2250.00	ACCOUNTS PAYABLE CHECK
168600	12/20/2022	SCHOLASTIC MAGAZINES	R	1173.56	ACCOUNTS PAYABLE CHECK
168601	12/20/2022	SCHOLASTIC TESTING SERVICES INC.	R	143.89	ACCOUNTS PAYABLE CHECK
168602	12/20/2022	SCHOOL GATE GUARDIAN INC.	R	1425.00	ACCOUNTS PAYABLE CHECK
168603	12/20/2022	SCHOOL SPECIALTY LLC	R	5.44	ACCOUNTS PAYABLE CHECK
168604	12/20/2022	SENDERO THERAPIES INC.	R	31174.70	ACCOUNTS PAYABLE CHECK
168605	12/20/2022	SHORTSTACK PRINTING	R	343.00	ACCOUNTS PAYABLE CHECK
168606	12/20/2022	SHRED-IT USA	R	479.86	ACCOUNTS PAYABLE CHECK
168607	12/20/2022	SOS SPEEDY OFFICE SUPPLY	R	498.23	ACCOUNTS PAYABLE CHECK
168608	12/20/2022	SQUIRE PATTON BOGGS LLP	R	3900.00	ACCOUNTS PAYABLE CHECK
168609	12/20/2022	SYNOVIA SOLUTIONS	R	58.00	ACCOUNTS PAYABLE CHECK
168610	12/20/2022	TLC TRANSPORTATION SERVICES	R	13782.00	ACCOUNTS PAYABLE CHECK
168611	12/20/2022	TOTAL LINE REFRIGERATION	R	1848.60	ACCOUNTS PAYABLE CHECK
168612	12/20/2022	TRANSPORTATION ACCESSORIES	R	2049.69	ACCOUNTS PAYABLE CHECK
168613	12/20/2022	OHIO DEPT OF COMMERCE	R	3076.25	ACCOUNTS PAYABLE CHECK
168614	12/20/2022	UNITED ART & EDUCATION	R	805.35	ACCOUNTS PAYABLE CHECK
168615	12/20/2022	UNIVERSITY OF CHICAGO PRESS	R	73.41	ACCOUNTS PAYABLE CHECK
168616	12/20/2022	WAKE UP CALL MEDIA	R	375.00	ACCOUNTS PAYABLE CHECK
168617	12/20/2022	WALTER HAVERFIELD LLP	R	16158.35	ACCOUNTS PAYABLE CHECK
168618	12/20/2022	WEST HEALTH ADVOCATE SOLUTIONS INC	R	967.95	ACCOUNTS PAYABLE CHECK
168619	12/20/2022	WESTCOM WIRELESS INC.	R	495.00	ACCOUNTS PAYABLE CHECK
168620	12/20/2022	ANALDO MORRIS	R	100.00	ACCOUNTS PAYABLE CHECK
168621	12/20/2022	CLIFTON ELLIS	R	50.00	ACCOUNTS PAYABLE CHECK
168622	12/20/2022	EDUCATIONAL SVC CTR PROF DEV CTR	R	600.00	ACCOUNTS PAYABLE CHECK
168623	12/20/2022	ETHAN GOLDFARB	R	195.00	ACCOUNTS PAYABLE CHECK
168624	12/20/2022	EDDIE J. HARRIS	R	60.00	ACCOUNTS PAYABLE CHECK
168625	12/20/2022	SYLVESTER L HINDESMILLER	R	320.00	ACCOUNTS PAYABLE CHECK
168626	12/20/2022	ILLUMINATING CO.	R	43808.39	ACCOUNTS PAYABLE CHECK
168627	12/20/2022	JENNIFER STEINMETZ	R	29.00	ACCOUNTS PAYABLE CHECK
168628	12/20/2022	KIRSTEN ELLENBOGEN	R	15.00	ACCOUNTS PAYABLE CHECK
168629	12/20/2022	MCKEON EDUCATION GROUP	R	5475.00	ACCOUNTS PAYABLE CHECK
168630	12/20/2022	A+ SOLUTIONS	R	1875.00	ACCOUNTS PAYABLE CHECK
168631	12/20/2022	PALLAB BHATTACHARYYA	R	60.00	ACCOUNTS PAYABLE CHECK
168632	12/20/2022	THOMAS POGEL	R	29.00	ACCOUNTS PAYABLE CHECK
168633	12/20/2022	TINA ANZO	R	29.00	ACCOUNTS PAYABLE CHECK
168634	12/20/2022	ZHENG XIANG	R	29.00	ACCOUNTS PAYABLE CHECK

POWERSCHOOL  
DATE: 01/19/2023  
TIME: 12:29:01

SHAKER HEIGHTS CITY SCHOOLS  
CHECK REGISTER INCLUDING SYSTEM VOIDS

PAGE NUMBER: 3  
ACCTPA21  
ACCOUNTING PERIOD: 6/23

SELECTION CRITERIA: chkstat.rundate between '20221201' and '20221231'

168635	12/21/2022	DEARBORN LIFE INSURANCE COMPANY	R	9551.37	ACCOUNTS PAYABLE CHECK
168636	12/21/2022	EQUITABLE FINANCIAL	R	23121.14	ACCOUNTS PAYABLE CHECK
168637	12/21/2022	LEGAL SHIELD	R	1272.40	ACCOUNTS PAYABLE CHECK
168638	12/22/2022	ACADEMY MUSIC	R	145.00	ACCOUNTS PAYABLE CHECK
168639	12/22/2022	GARY ADAMS	R	265.00	ACCOUNTS PAYABLE CHECK
168640	12/22/2022	ALLIANCE HIGH SCHOOL	R	425.00	ACCOUNTS PAYABLE CHECK
168641	12/22/2022	AMAZON.COM	R	145.00	ACCOUNTS PAYABLE CHECK
168642	12/22/2022	ATHLETIC LAUNDRY CO.	R	934.25	ACCOUNTS PAYABLE CHECK
168643	12/22/2022	BOBCAT HOCKEY	R	1150.00	ACCOUNTS PAYABLE CHECK
168644	12/22/2022	CANTON CITY SCHOOLS	R	26.00	ACCOUNTS PAYABLE CHECK
168645	12/22/2022	CAPP INDUSTRIES	R	840.60	ACCOUNTS PAYABLE CHECK
168646	12/22/2022	CASIE	R	7600.00	ACCOUNTS PAYABLE CHECK
168647	12/22/2022	CCT FINANCIAL / US BANK	R	269.50	ACCOUNTS PAYABLE CHECK
168648	12/22/2022	CONNEXIONS CONSULTING INC	R	1500.00	ACCOUNTS PAYABLE CHECK
168649	12/22/2022	CUYAHOGA COMMUNITY COLLEGE	R	6000.00	ACCOUNTS PAYABLE CHECK
168650	12/22/2022	NICHOLS PAPER & SUPPLY CO.	R	942.93	ACCOUNTS PAYABLE CHECK
168651	12/22/2022	DEX IMAGING LLC	R	194.00	ACCOUNTS PAYABLE CHECK
168652	12/22/2022	EAST WOODS ELEMENTARY	R	649.00	ACCOUNTS PAYABLE CHECK
168653	12/22/2022	EDUCATIONAL SERVICE CENTER OF NE OH	R	9865.00	ACCOUNTS PAYABLE CHECK
168654	12/22/2022	EDUCATIONAL SVC CTR PROF DEV CTR	R	18930.16	ACCOUNTS PAYABLE CHECK
168655	12/22/2022	EDUCATIONAL THEATRE ASSOC.	R	374.00	ACCOUNTS PAYABLE CHECK
168656	12/22/2022	O.P. AQUATICS	R	6037.36	ACCOUNTS PAYABLE CHECK
168657	12/22/2022	EXTRA DUTY SOLUTIONS	R	32701.35	ACCOUNTS PAYABLE CHECK
168658	12/22/2022	FEDERAL EXPRESS CORP	R	81.80	ACCOUNTS PAYABLE CHECK
168659	12/22/2022	FOLLETT LIBRARY RESOURCES	R	971.39	ACCOUNTS PAYABLE CHECK
168660	12/22/2022	GRAINGER	R	135.68	ACCOUNTS PAYABLE CHECK
168661	12/22/2022	GUARDIAN ALARM CO.	R	920.66	ACCOUNTS PAYABLE CHECK
168662	12/22/2022	HIRAM SWIM TEAM	R	300.00	ACCOUNTS PAYABLE CHECK
168663	12/22/2022	INDEPENDENCE BUSINESS SUPPLY	R	8015.75	ACCOUNTS PAYABLE CHECK
168664	12/22/2022	INTEGRATED PREC SYS ENTERPRISE INC	R	1779.62	ACCOUNTS PAYABLE CHECK
168665	12/22/2022	JC EHRLICH	R	770.04	ACCOUNTS PAYABLE CHECK
168666	12/22/2022	MADELINE LEVITZ	R	875.00	ACCOUNTS PAYABLE CHECK
168667	12/22/2022	MAIN STREAM ENTERPRISES INC.	R	1900.00	ACCOUNTS PAYABLE CHECK
168668	12/22/2022	NATURE CENTER AT SHAKER LAKES	R	4000.00	ACCOUNTS PAYABLE CHECK
168669	12/22/2022	NORTH COAST LIFT TRUCK INC.	R	133.68	ACCOUNTS PAYABLE CHECK
168670	12/22/2022	NORTH COAST TUTORING SERVICES	R	4127.52	ACCOUNTS PAYABLE CHECK
168671	12/22/2022	NORTHCOAST SCHOOL SUPPLY	R	2247.75	ACCOUNTS PAYABLE CHECK
168672	12/22/2022	PATRICK MICHAEL O'BRIEN	R	150.00	ACCOUNTS PAYABLE CHECK
168673	12/22/2022	RCR SERVICES INC.	R	3125.55	ACCOUNTS PAYABLE CHECK
168674	12/22/2022	RSCHOOLSTODAY/VNN	R	300.00	ACCOUNTS PAYABLE CHECK
168675	12/22/2022	SCHLECHTY CENTER	R	2500.00	ACCOUNTS PAYABLE CHECK
168676	12/22/2022	TODD SHAPIRO	R	220.00	ACCOUNTS PAYABLE CHECK
168677	12/22/2022	SHIFFLER EQUIPMENT SALES	R	585.36	ACCOUNTS PAYABLE CHECK
168678	12/22/2022	SPECTRUM BUSINESS	R	71.99	ACCOUNTS PAYABLE CHECK
168679	12/22/2022	STEPS EFX LLC	R	1272.30	ACCOUNTS PAYABLE CHECK
168680	12/22/2022	UH OCCUPATIONAL HEALTH	R	509.00	ACCOUNTS PAYABLE CHECK
168681	12/22/2022	W.W. WILLIAMS	R	1283.55	ACCOUNTS PAYABLE CHECK
168682	12/22/2022	WALSH JESUIT HIGH SCHOOL	R	2725.00	ACCOUNTS PAYABLE CHECK
168683	12/22/2022	XLPERFORMANCE	R	800.00	ACCOUNTS PAYABLE CHECK
168684	12/22/2022	ILLUMINATING CO.	R	3002.30	ACCOUNTS PAYABLE CHECK
168685	12/28/2022	DOMINION EAST OHIO	R	15964.45	ACCOUNTS PAYABLE CHECK
168686	12/28/2022	EASE AT WORK	R	2500.00	ACCOUNTS PAYABLE CHECK
168687	12/29/2022	NICCOLE YOUNG	R	981.76	ACCOUNTS PAYABLE CHECK
168688	12/30/2022	BARRIO BROS LLC	R	1654.95	ACCOUNTS PAYABLE CHECK
168689	12/30/2022	ACADEMY MUSIC	R	825.00	ACCOUNTS PAYABLE CHECK
168690	12/30/2022	ADVANCE OHIO	R	133.12	ACCOUNTS PAYABLE CHECK

POWERSCHOOL  
DATE: 01/19/2023  
TIME: 12:29:01

SHAKER HEIGHTS CITY SCHOOLS  
CHECK REGISTER INCLUDING SYSTEM VOIDS

PAGE NUMBER: 4  
ACCTPA21  
ACCOUNTING PERIOD: 6/23

SELECTION CRITERIA: chkstat.rundate between '20221201' and '20221231'

168691	12/30/2022	ALLIED EQUIPMENT COMPANY	R	2227.28	ACCOUNTS PAYABLE CHECK
168692	12/30/2022	AMAZON.COM	R	561.74	ACCOUNTS PAYABLE CHECK
168693	12/30/2022	AMPLIFIED IT LLC	R	21240.00	ACCOUNTS PAYABLE CHECK
168694	12/30/2022	BOOKLIST PUBLICATIONS	R	174.95	ACCOUNTS PAYABLE CHECK
168695	12/30/2022	CABLE COMMUNICATIONS INC	R	2583.49	ACCOUNTS PAYABLE CHECK
168696	12/30/2022	CDW	R	8251.92	ACCOUNTS PAYABLE CHECK
168697	12/30/2022	CERNI MOTORS	R	1047.79	ACCOUNTS PAYABLE CHECK
168698	12/30/2022	CHARD SNYDER & ASSOCIATES INC	R	512.50	ACCOUNTS PAYABLE CHECK
168699	12/30/2022	CHILDREN'S MUSEUM OF CLEVELAND	R	650.00	ACCOUNTS PAYABLE CHECK
168700	12/30/2022	CINTAS	R	379.24	ACCOUNTS PAYABLE CHECK
168701	12/30/2022	COMMUNITY WEST	R	850.00	ACCOUNTS PAYABLE CHECK
168702	12/30/2022	CUYAHOGA VALLEY CHRISTIAN ACAD	R	300.00	ACCOUNTS PAYABLE CHECK
168703	12/30/2022	D.O. SUMMERS	R	129.19	ACCOUNTS PAYABLE CHECK
168704	12/30/2022	KK ALLIANCE CORPORATION	R	551.25	ACCOUNTS PAYABLE CHECK
168705	12/30/2022	GOODYEAR COMMERCIAL TIRE & SER	R	1205.48	ACCOUNTS PAYABLE CHECK
168706	12/30/2022	EDUCATION WEEK	R	495.00	ACCOUNTS PAYABLE CHECK
168707	12/30/2022	FEDERAL EXPRESS CORP	R	28.70	ACCOUNTS PAYABLE CHECK
168708	12/30/2022	FOLLETT LIBRARY RESOURCES	R	1.01	ACCOUNTS PAYABLE CHECK
168709	12/30/2022	FORTE PRODUCTIONS	R	5000.00	ACCOUNTS PAYABLE CHECK
168710	12/30/2022	GABLE ELEVATOR & LIFT INC.	R	920.00	ACCOUNTS PAYABLE CHECK
168711	12/30/2022	GARDINER SERVICE COMPANY	R	2388.00	ACCOUNTS PAYABLE CHECK
168712	12/30/2022	GENE PTACEK & SON FIRE EQUIPMENT CO	R	3986.59	ACCOUNTS PAYABLE CHECK
168713	12/30/2022	GREAT LAKES SCIENCE CENTER	R	1375.00	ACCOUNTS PAYABLE CHECK
168714	12/30/2022	H-I TRANSLATING & INTERPRETING	R	75.00	ACCOUNTS PAYABLE CHECK
168715	12/30/2022	INDEPENDENCE BUSINESS SUPPLY	R	1719.62	ACCOUNTS PAYABLE CHECK
168716	12/30/2022	INTERSTATE TOWING&TRANSPORT INC	R	225.00	ACCOUNTS PAYABLE CHECK
168717	12/30/2022	I PRINT TECHNOLOGIES	R	110.00	ACCOUNTS PAYABLE CHECK
168718	12/30/2022	JC EHRLICH	R	1777.20	ACCOUNTS PAYABLE CHECK
168719	12/30/2022	JOHNSON CONTROLS LLC	R	2214.40	ACCOUNTS PAYABLE CHECK
168720	12/30/2022	LAKE ERIE INK	R	4095.00	ACCOUNTS PAYABLE CHECK
168721	12/30/2022	*****	R	27100.00	ACCOUNTS PAYABLE CHECK
168722	12/30/2022	MOMENTUM TELECOM INC	R	1168.25	ACCOUNTS PAYABLE CHECK
168723	12/30/2022	O'REILLY AUTO ENTERPRISES LLC	R	414.27	ACCOUNTS PAYABLE CHECK
168724	12/30/2022	OXFORD UNIVERSITY PRESS	R	4100.70	ACCOUNTS PAYABLE CHECK
168725	12/30/2022	POWERSCHOOL GROUP LLC	R	5175.00	ACCOUNTS PAYABLE CHECK
168726	12/30/2022	PRECIOUS CARGO TRANSPORTATION INC	R	4380.00	ACCOUNTS PAYABLE CHECK
168727	12/30/2022	RACHEL WIXEY & ASSOCIATES	R	4670.73	ACCOUNTS PAYABLE CHECK
168728	12/30/2022	RUBE ADLER SPORTS	R	1972.50	ACCOUNTS PAYABLE CHECK
168729	12/30/2022	SC STRATEGIC SOLUTIONS	R	519.30	ACCOUNTS PAYABLE CHECK
168730	12/30/2022	SCHOOL SPECIALTY LLC	R	497.04	ACCOUNTS PAYABLE CHECK
168731	12/30/2022	TEXTBOOK WAREHOUSE LLC	R	741.04	ACCOUNTS PAYABLE CHECK
168732	12/30/2022	THE CLEVELAND FOUNDRY	R	450.00	ACCOUNTS PAYABLE CHECK
168733	12/30/2022	T-MOBILE USA INC.	R	564.50	ACCOUNTS PAYABLE CHECK
168734	12/30/2022	TURFSCAPE INC	R	1112.40	ACCOUNTS PAYABLE CHECK
168735	12/30/2022	VALLEY FORD TRUCKS	R	221.55	ACCOUNTS PAYABLE CHECK
168736	12/30/2022	VARSIITY SPIRIT FASHIONS	R	566.64	ACCOUNTS PAYABLE CHECK
168737	12/30/2022	AIG RETIREMENT	R	32393.23	ACCOUNTS PAYABLE CHECK
168738	12/30/2022	A.W. FARRELL & SON INC	R	2682.58	ACCOUNTS PAYABLE CHECK
168739	12/30/2022	GARY ADAMS	R	500.00	ACCOUNTS PAYABLE CHECK
168740	12/30/2022	AIRGAS USA LLC	R	45.97	ACCOUNTS PAYABLE CHECK
168741	12/30/2022	AMY R. ROTH & CO.	R	140.00	ACCOUNTS PAYABLE CHECK
168742	12/30/2022	ASIAN SERVICES IN ACTION INC.	R	143.38	ACCOUNTS PAYABLE CHECK
168743	12/30/2022	BILL HONSAKER	R	70.00	ACCOUNTS PAYABLE CHECK
168744	12/30/2022	BLICK ART MATERIALS (CATALOG)	R	318.24	ACCOUNTS PAYABLE CHECK
168745	12/30/2022	BLICK ART MATERIALS	R	95.90	ACCOUNTS PAYABLE CHECK
168746	12/30/2022	CABLE COMMUNICATIONS INC	R	11950.94	ACCOUNTS PAYABLE CHECK

POWERSCHOOL  
DATE: 01/19/2023  
TIME: 12:29:01

SHAKER HEIGHTS CITY SCHOOLS  
CHECK REGISTER INCLUDING SYSTEM VOIDS

PAGE NUMBER: 5  
ACCTPA21  
ACCOUNTING PERIOD: 6/23

SELECTION CRITERIA: chkstat.rundate between '20221201' and '20221231'

168747	12/30/2022	CERNI MOTORS	R	523.72	ACCOUNTS PAYABLE CHECK
168748	12/30/2022	CINTAS	R	935.27	ACCOUNTS PAYABLE CHECK
168749	12/30/2022	CONTINENTAL FIRE & SECURITY	R	193.00	ACCOUNTS PAYABLE CHECK
168750	12/30/2022	CUMMINS INC	R	389.51	ACCOUNTS PAYABLE CHECK
168751	12/30/2022	D&W DIESEL INC.	R	1524.35	ACCOUNTS PAYABLE CHECK
168752	12/30/2022	NICHOLS PAPER & SUPPLY CO.	R	1524.26	ACCOUNTS PAYABLE CHECK
168753	12/30/2022	DEMCO INC.	R	55.83	ACCOUNTS PAYABLE CHECK
168754	12/30/2022	DEX IMAGING LLC	R	8.00	ACCOUNTS PAYABLE CHECK
168755	12/30/2022	DIETRICH, LLC	R	110.00	ACCOUNTS PAYABLE CHECK
168756	12/30/2022	EA GROUP	R	1325.00	ACCOUNTS PAYABLE CHECK
168757	12/30/2022	EVERDRIVEN TECHNOLOGIES, LLC	R	10745.00	ACCOUNTS PAYABLE CHECK
168758	12/30/2022	FLINN SCIENTIFIC INC.	R	208.12	ACCOUNTS PAYABLE CHECK
168759	12/30/2022	GABLE ELEVATOR & LIFT INC.	R	590.00	ACCOUNTS PAYABLE CHECK
168760	12/30/2022	SHARON GALIN	R	1118.52	ACCOUNTS PAYABLE CHECK
168761	12/30/2022	GENE PTACEK & SON FIRE EQUIPMENT CO	R	1767.40	ACCOUNTS PAYABLE CHECK
168762	12/30/2022	J.W. PEPPER & SON INC.	R	103.99	ACCOUNTS PAYABLE CHECK
168763	12/30/2022	MARS ELECTRIC	R	340.30	ACCOUNTS PAYABLE CHECK
168764	12/30/2022	MCMASTER CARR	R	548.63	ACCOUNTS PAYABLE CHECK
168765	12/30/2022	MINOTAS TROPHIES AND AWARDS	R	1055.00	ACCOUNTS PAYABLE CHECK
168766	12/30/2022	MYERS EQUIPMENT CORP	R	9744.87	ACCOUNTS PAYABLE CHECK
168767	12/30/2022	NAPA AUTO PARTS	R	104.75	ACCOUNTS PAYABLE CHECK
168768	12/30/2022	PELLA WINDOW AND DOOR CO.	R	17887.08	ACCOUNTS PAYABLE CHECK
168769	12/30/2022	PLAYHOUSE SQUARE CENTER	R	558.00	ACCOUNTS PAYABLE CHECK
168770	12/30/2022	REA & ASSOCIATES INC	R	2250.00	ACCOUNTS PAYABLE CHECK
168771	12/30/2022	TERMINAL SUPPLY CO.	R	409.41	ACCOUNTS PAYABLE CHECK
168772	12/30/2022	TOWNSEND PRESS BOOK CENTER	R	1185.28	ACCOUNTS PAYABLE CHECK
168773	12/30/2022	TRANSPORTATION ACCESSORIES	R	42.32	ACCOUNTS PAYABLE CHECK
168774	12/30/2022	UNITED RENTALS INC. NORTH AMERICA	R	284.58	ACCOUNTS PAYABLE CHECK
168775	12/30/2022	MARLA WALKER	R	1125.00	ACCOUNTS PAYABLE CHECK
168776	12/30/2022	D. JOHN LEE & ASSOCIATES	R	3000.00	ACCOUNTS PAYABLE CHECK
168777	12/30/2022	OTIS MOSS JR	R	4000.00	ACCOUNTS PAYABLE CHECK
* 241697	12/01/2022	AIG RETIREMENT	R	1400.00	ACCOUNTS PAYABLE CHECK
241698	12/01/2022	AMERICAN FAMILY LIFE INS, ASSN CO.	R	915.87	ACCOUNTS PAYABLE CHECK
241699	12/01/2022	ASPIRE FINANCIAL SERVICES	R	6035.60	ACCOUNTS PAYABLE CHECK
241700	12/01/2022	EQUITABLE FINANCIAL	R	6003.00	ACCOUNTS PAYABLE CHECK
241701	12/01/2022	EQUITABLE FINANCIAL	R	4432.00	ACCOUNTS PAYABLE CHECK
241702	12/01/2022	PENSERV PLAN SERVICES INC	R	462.50	ACCOUNTS PAYABLE CHECK
241703	12/01/2022	GALIC DISBURSING CO.	R	2811.07	ACCOUNTS PAYABLE CHECK
241704	12/01/2022	METLIFE GROUP	R	3873.83	ACCOUNTS PAYABLE CHECK
241705	12/01/2022	GWN MARKETING, INC	R	772.00	ACCOUNTS PAYABLE CHECK
241706	12/01/2022	NATIONAL LIFE GROUP	R	750.06	ACCOUNTS PAYABLE CHECK
241707	12/01/2022	PACIFIC LIFE	R	1875.00	ACCOUNTS PAYABLE CHECK
241708	12/01/2022	RF DISBURSEMENTS	R	490.00	ACCOUNTS PAYABLE CHECK
241709	12/01/2022	STANDING CHAPTER 13 TRUSTEE	R	2049.70	ACCOUNTS PAYABLE CHECK
241710	12/01/2022	SECURITY BENEFITS	R	575.00	ACCOUNTS PAYABLE CHECK
* 241713	12/16/2022	AIG RETIREMENT	R	1400.00	ACCOUNTS PAYABLE CHECK
241714	12/16/2022	AMERICAN FAMILY LIFE INS, ASSN CO.	R	854.35	ACCOUNTS PAYABLE CHECK
241715	12/16/2022	ASPIRE FINANCIAL SERVICES	R	6135.56	ACCOUNTS PAYABLE CHECK
241716	12/16/2022	EQUITABLE FINANCIAL	R	6003.00	ACCOUNTS PAYABLE CHECK
241717	12/16/2022	EQUITABLE FINANCIAL	R	4432.00	ACCOUNTS PAYABLE CHECK
241718	12/16/2022	PENSERV PLAN SERVICES INC	R	462.50	ACCOUNTS PAYABLE CHECK
241719	12/16/2022	GALIC DISBURSING CO.	R	2811.07	ACCOUNTS PAYABLE CHECK
241720	12/16/2022	METLIFE GROUP	R	3873.83	ACCOUNTS PAYABLE CHECK
241721	12/16/2022	GWN MARKETING, INC	R	772.00	ACCOUNTS PAYABLE CHECK
241722	12/16/2022	NATIONAL LIFE GROUP	R	750.06	ACCOUNTS PAYABLE CHECK
241723	12/16/2022	PACIFIC LIFE	R	1875.00	ACCOUNTS PAYABLE CHECK



POWERSCHOOL  
DATE: 01/19/2023  
TIME: 12:29:01

SHAKER HEIGHTS CITY SCHOOLS  
CHECK REGISTER INCLUDING SYSTEM VOIDS

PAGE NUMBER: 6  
ACCTPA21  
ACCOUNTING PERIOD: 6/23

SELECTION CRITERIA: chkstat.rundate between '20221201' and '20221231'

241724	12/16/2022	RF DISBURSEMENTS	R	490.00	ACCOUNTS PAYABLE CHECK
241725	12/16/2022	SHAKER SCHOOLS FOUNDATION	R	50.00	ACCOUNTS PAYABLE CHECK
241726	12/16/2022	STANDING CHAPTER 13 TRUSTEE	R	2049.70	ACCOUNTS PAYABLE CHECK
241727	12/16/2022	SECURITY BENEFITS	R	575.00	ACCOUNTS PAYABLE CHECK
241728	12/16/2022	WAGE GARNISHMENT PROCESSING UNIT	R	632.98	ACCOUNTS PAYABLE CHECK
* 241748	12/30/2022	UNITED STATES TREASURY	R	17000.00	ACCOUNTS PAYABLE CHECK
* V944982	12/06/2022	AMERICAN EXPRESS	V	0.00	VOID: MULTI STUB VOUCHER
* V944983	12/06/2022	AMERICAN EXPRESS	V	0.00	VOID: MULTI STUB VOUCHER
* V944984	12/06/2022	AMERICAN EXPRESS	V	0.00	VOID: MULTI STUB VOUCHER
* V944985	12/06/2022	AMERICAN EXPRESS	V	0.00	VOID: MULTI STUB VOUCHER
* V944986	12/06/2022	AMERICAN EXPRESS	V	0.00	VOID: MULTI STUB VOUCHER
* V945007	12/20/2022	CHARLES P. BRAMAN & CO. INC.	R	3100.00	ACCOUNTS PAYABLE VOUCHER
* V945008	12/20/2022	VAN AUKEN AKINS ARCHITECTS LLC	R	1135.00	ACCOUNTS PAYABLE VOUCHER
* V945009	12/20/2022	WEST WIND EDUCATION POLICY INC	R	12790.00	ACCOUNTS PAYABLE VOUCHER
* V945010	12/20/2022	SUZANNA ADKINS	R	7.59	ACCOUNTS PAYABLE VOUCHER
* V945011	12/20/2022	MICHAEL J BABINEC	R	142.55	ACCOUNTS PAYABLE VOUCHER
* V945012	12/20/2022	KEVIN C CALLAHAN	R	38.71	ACCOUNTS PAYABLE VOUCHER
* V945013	12/20/2022	RONEISHA P CAMPBELL	R	7.70	ACCOUNTS PAYABLE VOUCHER
* V945014	12/20/2022	BRYAN T CHILD	R	7.54	ACCOUNTS PAYABLE VOUCHER
* V945015	12/20/2022	GEORGIA AR DEGREE	R	7.70	ACCOUNTS PAYABLE VOUCHER
* V945016	12/20/2022	MARY ANN DURKALSKI	R	22.55	ACCOUNTS PAYABLE VOUCHER
* V945017	12/20/2022	NICOLE M FARINACCI	R	15.20	ACCOUNTS PAYABLE VOUCHER
* V945018	12/20/2022	KYLE D. FLEMING	R	12.00	ACCOUNTS PAYABLE VOUCHER
* V945019	12/20/2022	KRISTINA L HAYWARD	R	4.92	ACCOUNTS PAYABLE VOUCHER
* V945020	12/20/2022	SHERRI A JARVIE	R	12.30	ACCOUNTS PAYABLE VOUCHER
* V945021	12/20/2022	ROBERT J. KAMINSKI	R	204.40	ACCOUNTS PAYABLE VOUCHER
* V945022	12/20/2022	JAMISON C KOLACZKO	R	244.70	ACCOUNTS PAYABLE VOUCHER
* V945023	12/20/2022	ELIZABETH C MANGAN	R	410.91	ACCOUNTS PAYABLE VOUCHER
* V945024	12/20/2022	LAUREN M MEEK	R	180.70	ACCOUNTS PAYABLE VOUCHER
* V945025	12/20/2022	JOHN M. MOORE	R	983.22	ACCOUNTS PAYABLE VOUCHER
* V945026	12/20/2022	CARA J MOTELKA	R	43.45	ACCOUNTS PAYABLE VOUCHER
* V945027	12/20/2022	JACQUELINE N PALMER	R	120.70	ACCOUNTS PAYABLE VOUCHER
* V945028	12/20/2022	NICOLE L. PATTERSON	R	172.60	ACCOUNTS PAYABLE VOUCHER
* V945029	12/20/2022	LAUREN M PRIESTLEY	R	181.30	ACCOUNTS PAYABLE VOUCHER
* V945030	12/20/2022	ANN MARIE RADEFELD	R	15.62	ACCOUNTS PAYABLE VOUCHER
* V945031	12/20/2022	JOCELYN L. ROACH	R	144.07	ACCOUNTS PAYABLE VOUCHER
* V945032	12/20/2022	JAMES D RODEMS	R	378.90	ACCOUNTS PAYABLE VOUCHER
* V945033	12/20/2022	CHERI L. SHAPERO	R	125.15	ACCOUNTS PAYABLE VOUCHER
* V945034	12/20/2022	SUSAN F MAZZONE	R	120.57	ACCOUNTS PAYABLE VOUCHER
* V945035	12/20/2022	SETH P UNGEMACH	R	14.30	ACCOUNTS PAYABLE VOUCHER
* V945036	12/20/2022	JENNIFER L. WEISBARTH	R	7.59	ACCOUNTS PAYABLE VOUCHER
* V945037	12/22/2022	LAUREN E. BABCOCK	R	56.94	ACCOUNTS PAYABLE VOUCHER
* V945038	12/22/2022	SARA M. CHENGELIS	R	156.43	ACCOUNTS PAYABLE VOUCHER
* V945039	12/22/2022	KAREN L MEHLING HOWSON	R	79.53	ACCOUNTS PAYABLE VOUCHER
* V945040	12/22/2022	KATHLEEN P FLEMING	R	98.50	ACCOUNTS PAYABLE VOUCHER
* V945041	12/22/2022	KELLY C GRAHL	R	14.97	ACCOUNTS PAYABLE VOUCHER
* V945042	12/22/2022	ANNE J HAY	R	12.99	ACCOUNTS PAYABLE VOUCHER
* V945043	12/22/2022	JAMES R HOLESOVSKY	R	159.50	ACCOUNTS PAYABLE VOUCHER
* V945044	12/22/2022	DONNA B. JELEN	R	113.43	ACCOUNTS PAYABLE VOUCHER
* V945045	12/22/2022	ELIZABETH MAZZIE	R	165.61	ACCOUNTS PAYABLE VOUCHER
* V945046	12/22/2022	NALIN NEEDHAM	R	20.00	ACCOUNTS PAYABLE VOUCHER
* V945047	12/22/2022	MYRIAM T. NEIL	R	50.79	ACCOUNTS PAYABLE VOUCHER
* V945048	12/22/2022	ERIKA H. PFEIFFER	R	26.35	ACCOUNTS PAYABLE VOUCHER
* V945049	12/22/2022	JOCELYN L. ROACH	R	9.35	ACCOUNTS PAYABLE VOUCHER
* V945050	12/22/2022	JAMES D RODEMS	R	78.26	ACCOUNTS PAYABLE VOUCHER
* V945051	12/22/2022	SUSAN F MAZZONE	R	77.54	ACCOUNTS PAYABLE VOUCHER

POWERSCHOOL  
DATE: 01/19/2023  
TIME: 12:29:01

SHAKER HEIGHTS CITY SCHOOLS  
CHECK REGISTER INCLUDING SYSTEM VOIDS

PAGE NUMBER: 7  
ACCTPA21  
ACCOUNTING PERIOD: 6/23

SELECTION CRITERIA: chkstat.rundate between '20221201' and '20221231'

* V945052	12/22/2022	JASMINE VENSON	R	182.00	ACCOUNTS PAYABLE VOUCHER
* V945053	12/22/2022	JASON H. WALKER	R	56.95	ACCOUNTS PAYABLE VOUCHER
* V945054	12/28/2022	HUBERT B MCINTYRE	R	78.95	ACCOUNTS PAYABLE VOUCHER
* V945055	12/28/2022	MARY K MORONEY	R	62.65	ACCOUNTS PAYABLE VOUCHER
* V945056	12/28/2022	CARA J MOTELKA	R	38.00	ACCOUNTS PAYABLE VOUCHER
* V945057	12/31/2022	CCT FINANCIAL	R	9673.25	ACCOUNTS PAYABLE VOUCHER
* V945058	12/31/2022	OSC - NATURAL GAS	R	3488.10	ACCOUNTS PAYABLE VOUCHER
* V945059	12/30/2022	AMERICAN EXPRESS (TRAVEL CARDS)	R	1079.68	ACCOUNTS PAYABLE VOUCHER
* V945060	12/30/2022	AKAMAI TECHNOLOGIES CANADA	R	5000.00	ACCOUNTS PAYABLE VOUCHER
* V945061	12/30/2022	BANK OF NEW YORK MELLON	R	845962.50	ACCOUNTS PAYABLE VOUCHER
* V945062	12/30/2022	CLASSWALLET-WIRE TRANSFER	R	10000.00	ACCOUNTS PAYABLE VOUCHER
* V945063	12/30/2022	HUNTINGTON BANK	R	1305.80	ACCOUNTS PAYABLE VOUCHER
* V945064	12/30/2022	HUNTINGTON BANK	R	905645.00	ACCOUNTS PAYABLE VOUCHER
* V945065	12/30/2022	MWW1 OH LLC	R	2447.96	ACCOUNTS PAYABLE VOUCHER
* V945066	12/30/2022	SHAKER HEIGHTS PUBLIC LIBRARY	R	500.00	ACCOUNTS PAYABLE VOUCHER
* V945067	12/30/2022	ZIONS BANK	R	1588441.25	ACCOUNTS PAYABLE VOUCHER
* V945073	12/30/2022	AMERICAN EXPRESS	R	55809.97	ACCOUNTS PAYABLE VOUCHER
* V945074	12/30/2022	MEDICAL MUTUAL OF OHIO	R	1190851.36	ACCOUNTS PAYABLE VOUCHER
* V945075	12/30/2022	ANTHEM	R	56913.66	ACCOUNTS PAYABLE VOUCHER
* V945076	12/31/2022	HNB MEDICARE	R	78354.65	ACCOUNTS PAYABLE VOUCHER
* V945077	12/31/2022	SCHOOL EMPLOYEE RETIREMENT (SERS)	R	35857.14	ACCOUNTS PAYABLE VOUCHER
* V945078	12/31/2022	STATE TEACHERS RETIREMENT (STRS)	R	31668.24	ACCOUNTS PAYABLE VOUCHER
* V945079	12/30/2022	ALLSTATE	R	18216.53	ACCOUNTS PAYABLE VOUCHER
* V945080	12/30/2022	LINCOLN NATIONAL LIFE INS CO	R	4410.90	ACCOUNTS PAYABLE VOUCHER
* V945081	12/30/2022	MEDICAL MUTUAL FLEX PLAN	R	22732.10	ACCOUNTS PAYABLE VOUCHER
* V945085	12/30/2022	HUNTINGTON BANK-MASTERCARDS	R	46139.86	ACCOUNTS PAYABLE VOUCHER
* V945086	12/30/2022	APPLEWOOD CENTERS INC.	R	45695.00	ACCOUNTS PAYABLE VOUCHER
* V945087	12/30/2022	AT & T	R	1037.47	ACCOUNTS PAYABLE VOUCHER
* V945088	12/30/2022	BELLEFAIRE JCB	R	59828.52	ACCOUNTS PAYABLE VOUCHER
* V945089	12/30/2022	BUREAU OF WORKERS COMPENSATION	R	6929.00	ACCOUNTS PAYABLE VOUCHER
* V945090	12/30/2022	CITY OF CLEVELAND WATER	R	12469.50	ACCOUNTS PAYABLE VOUCHER
* V945091	12/30/2022	NORTHEAST OHIO REGIONAL SEWER	R	18137.63	ACCOUNTS PAYABLE VOUCHER
* V945092	12/30/2022	SPECTRUM (TIME WARNER CABLE)	R	2723.86	ACCOUNTS PAYABLE VOUCHER
* V945093	12/30/2022	VERIZON	R	6986.04	ACCOUNTS PAYABLE VOUCHER
* V945094	12/30/2022	WASTE MANAGEMENT OF OHIO INC	R	6313.60	ACCOUNTS PAYABLE VOUCHER
* V945095	12/30/2022	PAY FOR IT	R	7147.79	ACCOUNTS PAYABLE VOUCHER
* V945096	12/30/2022	RED TREE INVESTMENT GROUP	R	4577.00	ACCOUNTS PAYABLE VOUCHER
* V945097	12/30/2022	SQUARE	R	52.18	ACCOUNTS PAYABLE VOUCHER
* V945098	12/30/2022	AMERICAN EXPRESS	R	12531.31	ACCOUNTS PAYABLE VOUCHER
* V948609	12/01/2022	AFSCME PEOPLE	R	8.35	ACCOUNTS PAYABLE VOUCHER
* V948610	12/01/2022	ALLSTATE	R	9085.50	ACCOUNTS PAYABLE VOUCHER
* V948611	12/01/2022	DEARBORN LIFE INSURANCE COMPANY	R	4782.04	ACCOUNTS PAYABLE VOUCHER
* V948612	12/01/2022	EDUCATORS RESERVE	R	1171.00	ACCOUNTS PAYABLE VOUCHER
* V948613	12/01/2022	HNB MEDICARE	R	75944.32	ACCOUNTS PAYABLE VOUCHER
* V948614	12/01/2022	HUNTINGTON BANK	R	228121.38	ACCOUNTS PAYABLE VOUCHER
* V948615	12/01/2022	LEGALSHIELD	R	627.80	ACCOUNTS PAYABLE VOUCHER
* V948616	12/01/2022	LINCOLN NATIONAL LIFE INS CO	R	2149.89	ACCOUNTS PAYABLE VOUCHER
* V948617	12/01/2022	LOCAL 200 DUES 12 MO	R	1770.00	ACCOUNTS PAYABLE VOUCHER
* V948618	12/01/2022	MEDICAL MUTUAL FLEX PLAN	R	10687.45	ACCOUNTS PAYABLE VOUCHER
* V948619	12/01/2022	O.A.P.S.E. LOCAL 149	R	2504.78	ACCOUNTS PAYABLE VOUCHER
* V948620	12/01/2022	OHIO CHILD SUPPORT CENTRAL	R	4516.24	ACCOUNTS PAYABLE VOUCHER
* V948621	12/01/2022	OHIO PUBLIC DEFERRED COMPENSATION	R	10976.46	ACCOUNTS PAYABLE VOUCHER
* V948622	12/01/2022	OHIO SCHOOL DISTRICT INC.TAX	R	200.61	ACCOUNTS PAYABLE VOUCHER
* V948623	12/01/2022	RITA	R	59141.92	ACCOUNTS PAYABLE VOUCHER
* V948624	12/01/2022	SCHOOL EMPLOYEE RETIREMENT	R	70170.81	ACCOUNTS PAYABLE VOUCHER
* V948625	12/01/2022	SCHOOL EMPLOYEE RETIREMENT (SERS)	R	109894.44	ACCOUNTS PAYABLE VOUCHER

POWERSCHOOL  
DATE: 01/19/2023  
TIME: 12:29:01

SHAKER HEIGHTS CITY SCHOOLS  
CHECK REGISTER INCLUDING SYSTEM VOIDS

PAGE NUMBER: 8  
ACCTPA21  
ACCOUNTING PERIOD: 6/23

SELECTION CRITERIA: chkstat.rundate between '20221201' and '20221231'

* V948626	12/01/2022	SHAKER HTS TEACHERS' ASSOCIATION	R	14685.00	ACCOUNTS PAYABLE VOUCHER
* V948627	12/01/2022	SHCSD DENTAL	R	30666.66	ACCOUNTS PAYABLE VOUCHER
* V948628	12/01/2022	SHCSD MEDICAL	R	412386.60	ACCOUNTS PAYABLE VOUCHER
* V948629	12/01/2022	SHCSD PRESCRIPTION	R	100565.77	ACCOUNTS PAYABLE VOUCHER
* V948630	12/01/2022	STATE TEACHERS RETIREMENT	R	263901.15	ACCOUNTS PAYABLE VOUCHER
* V948631	12/01/2022	STATE TEACHERS RETIREMENT (STRS)	R	306736.33	ACCOUNTS PAYABLE VOUCHER
* V948632	12/01/2022	STRS BUY BACK ANNUITIZED	R	720.92	ACCOUNTS PAYABLE VOUCHER
* V948633	12/01/2022	TREASURER, STATE OF OHIO	R	61997.30	ACCOUNTS PAYABLE VOUCHER
* V948634	12/01/2022	VOYA RETIREMENT INS. AND ANNUITY CO	R	2533.63	ACCOUNTS PAYABLE VOUCHER
* V948635	12/01/2022	VOYA RETIREMENT INS.&ANNUITY	R	4187.68	ACCOUNTS PAYABLE VOUCHER
* V948636	12/16/2022	AFSCME PEOPLE	R	8.35	ACCOUNTS PAYABLE VOUCHER
* V948637	12/16/2022	ALLSTATE	R	8998.62	ACCOUNTS PAYABLE VOUCHER
* V948638	12/16/2022	DEARBORN LIFE INSURANCE COMPANY	R	4811.44	ACCOUNTS PAYABLE VOUCHER
* V948639	12/16/2022	EDUCATORS RESERVE	R	1171.00	ACCOUNTS PAYABLE VOUCHER
* V948640	12/16/2022	HNB MEDICARE	R	80654.46	ACCOUNTS PAYABLE VOUCHER
* V948641	12/16/2022	HUNTINGTON BANK	R	259744.39	ACCOUNTS PAYABLE VOUCHER
* V948642	12/16/2022	LEGALSHIELD	R	627.80	ACCOUNTS PAYABLE VOUCHER
* V948643	12/16/2022	LINCOLN NATIONAL LIFE INS CO	R	2153.65	ACCOUNTS PAYABLE VOUCHER
* V948644	12/16/2022	LOCAL 200 DUES 12 MO	R	1755.00	ACCOUNTS PAYABLE VOUCHER
* V948645	12/16/2022	MEDICAL MUTUAL FLEX PLAN	R	11447.17	ACCOUNTS PAYABLE VOUCHER
* V948646	12/16/2022	O.A.P.S.E. LOCAL 149	R	2589.54	ACCOUNTS PAYABLE VOUCHER
* V948647	12/16/2022	OHIO CHILD SUPPORT CENTRAL	R	4516.24	ACCOUNTS PAYABLE VOUCHER
* V948648	12/16/2022	OHIO PUBLIC DEFERRED COMPENSATION	R	8884.52	ACCOUNTS PAYABLE VOUCHER
* V948649	12/16/2022	OHIO SCHOOL DISTRICT INC.TAX	R	200.61	ACCOUNTS PAYABLE VOUCHER
* V948650	12/16/2022	RITA	R	62796.06	ACCOUNTS PAYABLE VOUCHER
* V948651	12/16/2022	SCHOOL EMPLOYEE RETIREMENT	R	70843.17	ACCOUNTS PAYABLE VOUCHER
* V948652	12/16/2022	SCHOOL EMPLOYEE RETIREMENT (SERS)	R	110943.02	ACCOUNTS PAYABLE VOUCHER
* V948653	12/16/2022	SHAKER HTS TEACHERS' ASSOCIATION	R	14685.00	ACCOUNTS PAYABLE VOUCHER
* V948654	12/16/2022	SHCSD DENTAL	R	30659.81	ACCOUNTS PAYABLE VOUCHER
* V948655	12/16/2022	SHCSD MEDICAL	R	412765.08	ACCOUNTS PAYABLE VOUCHER
* V948656	12/16/2022	SHCSD PRESCRIPTION	R	100542.63	ACCOUNTS PAYABLE VOUCHER
* V948657	12/16/2022	STATE TEACHERS RETIREMENT	R	285681.34	ACCOUNTS PAYABLE VOUCHER
* V948658	12/16/2022	STATE TEACHERS RETIREMENT (STRS)	R	328516.52	ACCOUNTS PAYABLE VOUCHER
* V948659	12/16/2022	STRS BUY BACK ANNUITIZED	R	720.92	ACCOUNTS PAYABLE VOUCHER
* V948660	12/16/2022	TREASURER, STATE OF OHIO	R	68487.35	ACCOUNTS PAYABLE VOUCHER
* V948661	12/16/2022	VOYA RETIREMENT INS. AND ANNUITY CO	R	2533.63	ACCOUNTS PAYABLE VOUCHER
* V948662	12/16/2022	VOYA RETIREMENT INS.&ANNUITY	R	4187.63	ACCOUNTS PAYABLE VOUCHER
TOTAL FUND				10238999.10	
TOTAL REPORT				10238999.10	

\*\*\*\*\* vendor name redacted in accordance with the policy provisions of FERPA

## **10. BOND ISSUE EXPENDITURE SUMMARY**

**SHAKER HEIGHTS CITY SCHOOL DISTRICT**  
**FUND 004**  
**CAPITAL PROJECT EXPENDITURES**

**SUMMARY AS OF**  
**December 31, 2022**

<b>CATEGORY</b>	<b>BEG. OF MONTH BALANCE</b>	<b>EXPENDITURES MTD</b>	<b>EXPENDITURES TO DATE</b>
<b>OTHER NON-BOND PROJECTS 9121, 9150&amp;9620</b>	\$31,410,791.82	\$0.00	\$31,410,791.82
<b>SSF FUNDED PROJECTS</b>	\$2,475,740.82	\$0.00	\$2,475,740.82
<b>FY2018 BONDS-SCC 94xx</b>	\$25,525,595.39	\$0.00	\$25,525,595.39
<b>TOTAL TO DATE</b>	<b>\$59,412,128.03</b>	<b>\$0.00</b>	<b>\$59,412,128.03</b>

**NON-BOND SOURCES  
OTHER**

<b>PROJECT December 31 2018</b>	<b>BUILDING</b>	<b>Land, Building Vehicles, F&amp;E</b>	<b>CHECK DATE</b>	<b>SPECIAL COST CENTER</b>	<b>ESTIMATED COST</b>	<b>ACTUAL COST MTD</b>	<b>ACTUAL COST TO DATE</b>	<b>CONTRACTOR/ VENDOR</b>
<b>Other:</b>								
install hot water boiler; remove old one	Middle School		1/12/2005		\$6,000.00	\$6,000.00	\$6,000.00	Hoover Heating & Air Cond.
completion of electrical upgrades	High School		1/31/2005		\$11,472.00	\$11,472.00	\$11,472.00	Genesis Electric
service on Hydro Pulse boiler	District		1/31/2005		\$685.00	\$685.00	\$685.00	Hoover Heating & Air Cond.
DA Robers & Assoc	District		2/9/2005		\$2,000.00	\$2,000.00	\$2,000.00	DA Robers & Assoc.
repair roof leaks	Woodbury		2/17/2005		\$470.00	\$470.00	\$470.00	Allied Commerical Roofing
repair roof leaks	Middle School		2/17/2005		\$260.00	\$260.00	\$260.00	Allied Commerical Roofing
telecomm & tech consulting project	District		2/17/2005		\$2,343.75	\$2,343.75	\$2,343.75	Business Technologies
Boulevard elevator - architectural fee	Boulevard		2/17/2005		\$2,070.00	\$2,070.00	\$2,070.00	Collins, Gordon, Bostwick
8 Year Plan - prof services	District		2/17/2005		\$1,298.75	\$1,298.75	\$1,298.75	Collins, Gordon, Bostwick
Onaway Learning Garden - architect	Onaway		2/17/2005		\$3,207.99	\$3,207.99	\$3,207.99	McKnight & Assoc. Ltd.
48 chairs with chrome frames	Fernway		2/17/2005		\$2,283.43	\$2,283.43	\$2,283.43	Waller-Duman Inc.
cafeteria table	Boulevard		2/17/2005		\$942.44	\$942.44	\$942.44	Waller-Duman Inc.
20 folding tables	High School		2/17/2005		\$4,851.00	\$4,851.00	\$4,851.00	Waller-Duman Inc.
repair roof leaks	High School		2/25/2005		\$860.00	\$860.00	\$860.00	Allied Commerical Roofing
repair roof leaks	High School		2/25/2005		\$440.00	\$440.00	\$440.00	Allied Commerical Roofing
repair roof leaks	Fernway		2/25/2005		\$250.00	\$250.00	\$250.00	Allied Commerical Roofing
engineering visit - swing support	Mercer		2/25/2005		\$375.00	\$375.00	\$375.00	Barber and Hoffman Inc
engineering visit - stair vibration	Fernway		2/25/2005		\$840.00	\$840.00	\$840.00	Barber and Hoffman Inc
schematic design - 8 Year Plan	District		2/25/2005		\$1,860.00	\$1,860.00	\$1,860.00	Collins, Gordon, Bostwick
HVAC service call - Phys Ed office	High School		2/25/2005		\$152.50	\$152.50	\$152.50	Hoover Heating & Air Cond.
2nd year of Gold maint - 60 mo contract	District		3/8/2005		\$7,599.00	\$7,599.00	\$7,599.00	Integrated Precision
Woodbury addendum on maint contract	Woodbury		3/8/2005		\$2,081.45	\$2,081.45	\$2,081.45	Integrated Precision
project mgmt activites - roof restoration	HS, Mercer		3/16/2005		\$630.00	\$630.00	\$630.00	Kenderson, Inc.
audio/video consult/design	Onaway		3/16/2005		\$111.18	\$111.18	\$111.18	Teamco/John Paul Baker
repair roof leaks	Bus Gar, Mercer		3/16/2005		\$720.00	\$720.00	\$720.00	Allied Commerical Roofing
consulting - spec ed student transp	District		3/16/2005		\$3,000.00	\$3,000.00	\$3,000.00	Education Logistics, Inc.
audio/video consult/design	Middle School		3/24/2005		\$607.66	\$607.66	\$607.66	Teamco/John Paul Baker
tractor and loader	District		3/24/2005		\$21,612.55	\$21,612.55	\$21,612.55	West Shore New Holland, Inc
legal ad for "Peter's Garden"	Onaway		3/28/2005		\$556.92	\$556.92	\$556.92	Plain Dealer
engnr/arch serv - mobile classrm relo	District		3/30/2005		\$17,969.53	\$17,969.53	\$17,969.53	Christian & Klopper, Inc.
arch services - SHCSD 8 year plan	District		3/30/2005		\$2,070.00	\$2,070.00	\$2,070.00	Collins, Gordon, Bostwick
roof and gutter repairs	District	Building	4/28/2005	9150	\$1,225.00	\$1,225.00	\$1,225.00	Allied Commercial Roofing
spec ed transp study - travel exp	District	F&E	4/28/2005	9150	\$275.63	\$275.63	\$275.63	Education Logistics, Inc.
flat screen monitor (19")	Transportation	F&E	4/30/2005	9150	\$349.00	\$349.00	\$349.00	Dell Marketing L.P.
flat screen monitor (17")	Admin	F&E	4/30/2005	9150	\$229.00	\$229.00	\$229.00	Dell Marketing L.P.
engineering for elect serv upgrade	High School	Building	5/4/2005	9150	\$520.00	\$520.00	\$520.00	Karpinski Engineering
install mini-split A/C units (5)	District	F&E	5/10/2005	9150	\$21,282.50	\$21,282.50	\$21,282.50	Hoover Heating & Air Cond.
ornamental spray - Rose Garden	Woodbury	Land	5/26/2005	9150	\$97.00	\$97.00	\$97.00	H.A.M. Landscaping
tables with Chem-Armor surface (3)	Woodbury	F&E	5/26/2005	9150	\$3,135.00	\$3,135.00	\$3,135.00	Ward's Natural Science
metal student lockers	Fernway	F&E	5/26/2005	9150	\$1,200.00	\$1,200.00	\$1,200.00	Waller-Duman Inc.
ornamental Spray - Rose Garden	Woodbury	Land	6/9/2005	9150	\$195.45	\$195.45	\$195.45	H.A.M. Landscaping
qtrly fee - telecom & tech consulting	Admin	F&E	6/9/2005	9150	\$2,343.75	\$2,343.75	\$2,343.75	Business Technologies

**OTHER**

<b>PROJECT December 31 2018</b>	<b>BUILDING</b>	<b>Land, Building Vehicles, F&amp;E</b>	<b>CHECK DATE</b>	<b>SPECIAL COST CENTER</b>	<b>ESTIMATED COST</b>	<b>ACTUAL COST MTD</b>	<b>ACTUAL COST TO DATE</b>	<b>CONTRACTOR/ VENDOR</b>
TV mount	Boulevard	F&E	6/27/2005	9150	\$180.00	\$180.00	\$180.00	Teamco/John Paul Baker
travel exp for transp consultant	Admin	F&E	6/27/2005	9150	\$278.17	\$278.17	\$278.17	Education Logistics, Inc.
portion of plan review - elev study	Boulevard	Building	6/27/2005	9150	\$188.23	\$188.23	\$188.23	Collins, Gordon, Bostwick
landscaping at Woodbury	Woodbury	Land	7/28/2005	9150	\$135.00	\$135.00	\$135.00	H.A.M. Landscaping
rooftop unit above HS Library	High School	F&E	7/29/2005	9150	\$806.25	\$806.25	\$806.25	Hoover Heating & Air Cond.
install new boiler	Boulevard	F&E	7/29/2005	9150	\$20,580.00	\$20,580.00	\$20,580.00	RCR Services Inc.
1/2 cost of Door H lock and remote	District	Building	8/5/2005	9150	\$2,365.45	\$2,365.45	\$2,365.45	Integrated Precision
qtrly fee - telecom & tech consulting	Admin	F&E	8/12/2005	9150	\$2,343.75	\$2,343.75	\$2,343.75	Business Technologies
ornamental spray - Rose Garden	Woodbury	Land	8/12/2005	9150	\$540.00	\$540.00	\$540.00	H.A.M. Landscaping
architectural services - Peters Garden	Onaway	Land	8/31/2005	9150	\$1,512.46	\$1,512.46	\$1,512.46	McKnight & Assoc. Ltd.
miscellaneous roof repairs	District	Building	9/15/2005	9150	\$1,260.00	\$1,260.00	\$1,260.00	Allied Commercial Roofing
ornamental Spray - Rose Garden	Woodbury	Land	9/15/2005	9150	\$405.00	\$405.00	\$405.00	H.A.M. Landscaping
service call on small a/c unit	High School	F&E	9/15/2005	9150	\$203.00	\$203.00	\$203.00	Hoover Heating & Air Cond.
architectural services - Peters Garden	Onaway	Land	9/23/2005	9150	\$900.00	\$900.00	\$900.00	McKnight & Assoc. Ltd.
upgrade AED units	District	F&E	9/23/2005	9150	\$7,281.25	\$7,281.25	\$7,281.25	Medtronic Physio-Control Corp
annual roofing inspection/assessment	District	Building	10/12/2005	9150	\$1,375.00	\$1,375.00	\$1,375.00	Kenderson, Inc.
re-mount TV in music room	Woodbury	F&E	10/12/2005	9150	\$277.60	\$277.60	\$277.60	Teamco/John Paul Baker
repairs on computer lab rooftop a/c	Woodbury	F&E	10/19/2005	9150	\$338.93	\$338.93	\$338.93	Hoover Heating & Air Cond.
maint contract - attendance ph system	High School	F&E	10/28/2005	9150	\$395.00	\$395.00	\$395.00	US Netcom Corp
repair of roof leaks	MS & Bus Gar	Building	11/4/2005	9150	\$1,550.00	\$1,550.00	\$1,550.00	Allied Commercial Roofing
SMART board	Onaway	F&E	11/4/2004	9150	\$1,923.00	\$1,923.00	\$1,923.00	SMART Ed. Services
partial exp for SMARTbd to Jennings	Onaway	F&E	5/18/2006	9150	(\$1,373.37)	(\$1,373.37)	(\$1,373.37)	SSF/Jennings Grant
ornamental Spray, Rose Garden, Sep	Woodbury	Land	11/7/2005	9150	\$540.00	\$540.00	\$540.00	H.A.M. Landscaping
five addtl parking slots (Peter's Grdn)	Onaway	Land	11/14/2005	9150	\$22,962.00	\$22,962.00	\$22,962.00	Vizmeg Landscape Inc.
repair of roof leaks	Admin	Building	11/18/2005	9150	\$230.00	\$230.00	\$230.00	Allied Commercial Roofing
ornamental spray, Rose Garden, Oct	Woodbury	Land	11/23/2005	9150	\$270.00	\$270.00	\$270.00	H.A.M. Landscaping
upgrade of a/c unit to Mitsubishi	Onaway	F&E	11/23/2005	9150	\$650.00	\$650.00	\$650.00	Hoover Heating & Air Cond.
s/w maint & support - PhoneMaster	Transportation	F&E	12/9/2005	9150	\$499.00	\$499.00	\$499.00	US Netcom Corp
roof repairs at Admin Building	Admin	Building	12/30/2005	9150	\$395.00	\$395.00	\$395.00	Allied Commercial Roofing
misc service calls re: furnace/AC	District	F&E	1/13/2006	9150	\$1,531.34	\$1,531.34	\$1,531.34	Hoover Heating & Air Cond.
gutter and roof repair	Mercer	Building	1/24/2006	9150	\$1,595.00	\$1,595.00	\$1,595.00	Allied Commercial Roofing
two Epson projectors	Onaway	F&E	2/10/2006	9150	\$2,483.98	\$2,483.98	\$2,483.98	CDW Government, Inc.
labor for mounting televisions	Boulevard	F&E	2/15/2006	9150	\$480.00	\$480.00	\$480.00	Teamco/John Paul Baker
corner desk with hutch, storage unit	District	F&E	2/15/2006	9150	\$1,658.00	\$1,658.00	\$1,658.00	Mentor Office Supply
mobile files with lock	District	F&E	2/15/2006	9150	\$692.00	\$692.00	\$692.00	Mentor Office Supply
appliance - tchrs lounge (was Fnd 01)	Boulevard	F&E	2/28/2006	9150	\$455.00	\$455.00	\$455.00	Lowe's
music library system	Middle School	F&E	3/9/2006	9150	\$6,584.25	\$6,584.25	\$6,584.25	Wenger Corporation
repairs of roof leak over room 113	Lomond	Building	3/31/2006	9150	\$385.00	\$385.00	\$385.00	Allied Commercial Roofing
ornamental spray, Rose Garden, Mar	Woodbury	Land	4/27/2006	9150	\$135.00	\$135.00	\$135.00	H.A.M. Landscaping
ornamental spray, Rose Garden, Apr	Woodbury	Land	5/25/2006	9150	\$135.00	\$135.00	\$135.00	H.A.M. Landscaping
repair of roof leak and loose slates	Woodbury	Building	6/16/2006	9150	\$265.00	\$265.00	\$265.00	Allied Commercial Roofing
repair of three roof leak areas	Boulevard	Building	6/16/2006	9150	\$725.00	\$725.00	\$725.00	Allied Commercial Roofing
correction to SSF share for P's Garden	Onaway	Land	6/30/2006	9150	\$702.00	\$702.00	\$702.00	transfer Vizmeg exp from SSF
ornamental spray - Rose Garden, Jun	Woodbury	Land	7/21/2006	9150	\$540.00	\$540.00	\$540.00	H.A.M. Landscaping
service call on a/c in Music Room	Fernway	Building	7/21/2006	9150	\$165.00	\$165.00	\$165.00	Hoover Heating & Air Cond.

**OTHER**

<b>PROJECT December 31 2018</b>	<b>BUILDING</b>	<b>Land, Building Vehicles, F&amp;E</b>	<b>CHECK DATE</b>	<b>SPECIAL COST CENTER</b>	<b>ESTIMATED COST</b>	<b>ACTUAL COST MTD</b>	<b>ACTUAL COST TO DATE</b>	<b>CONTRACTOR/ VENDOR</b>
repair roof leak	Admin	Building	7/31/2006	9150	\$375.00	\$375.00	\$375.00	Allied Commercial Roofing
ornamental spray - Rose Garden, Jul	Woodbury	Land	8/31/2006	9150	\$540.00	\$540.00	\$540.00	H.A.M. Landscaping
three seat walls/benches	Onaway	Land	8/31/2006	9181	\$8,400.00	\$8,400.00	\$8,400.00	Pinzone II
reimb from PTO for three benches	Onaway	Land	9/27/2006	9181	(\$8,400.00)	(\$8,400.00)	(\$8,400.00)	Onaway PTO
ornamental spray - Rose Garden, Aug	Woodbury	Land	9/8/2006	9150	\$540.00	\$540.00	\$540.00	H.A.M. Landscaping
install TV/VCR mounts	District	F&E	9/15/2006	9150	\$5,824.69	\$5,824.69	\$5,824.69	Teamco/John Paul Baker
move outlet	Mercer	Building	9/22/2006	9150	\$315.00	\$315.00	\$315.00	Teamco/John Paul Baker
repair roof leak	Boulevard	Building	9/27/2006	9150	\$395.00	\$395.00	\$395.00	Allied Commercial Roofing
ornamental spray - Rose Garden, Sep	Woodbury	Land	10/16/2006	9150	\$540.00	\$540.00	\$540.00	H.A.M. Landscaping
ornamental spray - Rose Garden, Oct	Woodbury	Land	11/17/2006	9150	\$135.00	\$135.00	\$135.00	H.A.M. Landscaping
repair of misc roof leaks	District	Building	11/17/2006	9150	\$1,515.00	\$1,515.00	\$1,515.00	Allied Commercial Roofing
miscellaneous roof repairs	Middle School	Building	11/30/2006	9150	\$2,770.00	\$2,770.00	\$2,770.00	Allied Commercial Roofing
transfer F07 Rose Garden exp to Fd 1	Woodbury	Land	11/30/2006	9150	(\$2,295.00)	(\$2,295.00)	(\$2,295.00)	intra-district transfer
install TV & cabling for computer AV	Middle School	F&E	12/20/2006	9150	\$690.00	\$690.00	\$690.00	Teamco/John Paul Baker
repair of misc roof leaks	High School	Building	12/29/2006	9150	\$785.00	\$785.00	\$785.00	Allied Commercial Roofing
water testing of drains over auditorium	High School	Building	12/29/2006	9150	\$425.00	\$425.00	\$425.00	Allied Commercial Roofing
repair damaged section of roof	Middle School	Building	2/19/2007	9150	\$3,995.00	\$3,995.00	\$3,995.00	Allied Commercial Roofing
repair of roof leaks and cracked drain	Middle School	Building	4/20/2007	9150	\$275.00	\$275.00	\$275.00	Allied Commercial Roofing
ornamental spray - Rose Garden, May&Jun	Woodbury	Land	8/10/2007	9150	\$1,080.00	\$1,080.00	\$1,080.00	H.A.M. Landscaping
cable outlet installed	High School	Building	10/8/2007	9150	\$403.49	\$403.49	\$403.49	Teamco/John Paul Baker
legal charges	High School	Building	11/24/2007	9150	\$958.08	\$958.08	\$958.08	Plain Dealer
ornamental spray - Rose Garden	Woodbury	Land	12/11/2007	9150	\$1,485.00	\$1,485.00	\$1,485.00	H.A.M. Landscaping
cable installation and TV mounting	High School	F&E	12/20/2007	9150	\$1,474.53	\$1,474.53	\$1,474.53	Teamco/John Paul Baker
antenna and mast	Fernway	F&E	1/16/2008	9150	\$639.58	\$639.58	\$639.58	Teamco/John Paul Baker
Plain Dealer Ad	District	Building	7/26/2008	9150	\$1,137.72	\$1,137.72	\$1,137.72	Plain Dealer
Plain Dealer Ad	District	Building	8/30/2008	9150	\$978.04	\$978.04	\$978.04	Plain Dealer
Extend cable system	District	Building	10/14/2008	9150	\$2,084.32	\$2,084.32	\$2,084.32	Teamco/John Paul Baker
Emergency Fire Remediation	District	Building	12/12/2008	9150	\$6,435.72	\$6,435.72	\$6,435.72	Yanesh Brothers Construction
Water damage, restoration services	District	Building	12/31/2008	9150	\$47,000.00	\$47,000.00	\$47,000.00	Paul Davis Restoration of Cleve
TV installation	High School	F&E	1/16/2009	9150	\$660.00	\$660.00	\$660.00	Teamco/John Paul Baker
Ludlow Restoration	District	Building	5/29/2009	9150	\$5,341.02	\$5,341.02	\$5,341.02	Paul Davis Restoration of Cleve
DLMO Supplies	District	F&E	6/1/2009	9169	\$636.00	\$636.00	\$636.00	Cousin's Video
Security Equipment	District	F&E	9/16/2009	9150	\$21,730.62	\$21,730.62	\$21,730.62	21st Century Alarm/Data
Security Cameras	Middle School	F&E	9/25/2009	9150	\$9,859.00	\$9,859.00	\$9,859.00	21st Century Alarm/Data
Security Cameras	Lomond	F&E	4/22/2010	9150	\$3,850.00	\$3,850.00	\$3,850.00	21st Century Alarm/Data
Security Cameras-Shaker Share	Ludlow	F&E	8/31/2010	9150	\$8,848.50	\$8,848.50	\$8,848.50	21st Century Alarm/Data
Security Cameras-PEP Share	Ludlow	F&E	8/31/2010	9150	\$8,848.50	\$8,848.50	\$8,848.50	21st Century Alarm/Data
Admin Chiller Architectural Services	Admin	F&E	7/31/2014	9150	\$20,444.80	\$20,444.80	\$20,444.80	Neville Architects
Replacement chiller	Admin	F&E	9/16/2014	9150	\$21,143.00	\$21,143.00	\$21,143.00	Carrier Corporation
Replacement chiller	Admin	F&E	10/23/2014	9150	\$114,580.00	\$114,580.00	\$114,580.00	Daikin Applied
Replacement chiller	Admin	F&E	10/30/2014	9150	\$5,220.00	\$5,220.00	\$5,220.00	Daikin Applied
Admin Chiller Architectural Services	Admin	F&E	12/29/2014	9150	\$4,070.00	\$4,070.00	\$4,070.00	Neville Architects
Chiller Replacement Project	Admin	F&E	7/31/2015	9150	\$8,230.00	\$8,230.00	\$8,230.00	Daikin Applied
Correction of prior period expense	Admin	F&E	12/31/2017	9150	(\$94,742.74)	(\$94,742.74)	(\$94,742.74)	Move exp to SCC 9165
Correction of prior period expense	Admin	F&E	12/31/2017	9150	(\$33,244.34)	(\$33,244.34)	(\$33,244.34)	Move exp to SCC 9167



**OTHER**

<b>PROJECT December 31 2018</b>	<b>BUILDING</b>	<b>Land, Building Vehicles, F&amp;E</b>	<b>CHECK DATE</b>	<b>SPECIAL COST CENTER</b>	<b>ESTIMATED COST</b>	<b>ACTUAL COST MTD</b>	<b>ACTUAL COST TO DATE</b>	<b>CONTRACTOR/ VENDOR</b>
HS Fire Remediation	High School	Building	7/24/2018	9150	\$81,064.24	\$81,064.24	\$81,064.24	All Disaster Services
Facilities Assessment	Admin	Building	10/30/2018	9150	\$17.50	\$17.50	\$17.50	Van Auken Akins Architects LLC
<b>LAN - Network Integration Project:</b>								
vendor maintenance renewals (6)	Admin	F&E	1/31/2005		\$563.59	\$563.59	\$563.59	Data Processing Sciences
Network Support - Dec 04	District	F&E	1/31/2005		\$1,500.00	\$1,500.00	\$1,500.00	Information Systems Integration
Network Support - Jan 05 and Feb 05	District	F&E	2/17/2005		\$3,000.00	\$3,000.00	\$3,000.00	Information Systems Integration
Network Support - March 05	District	F&E	4/19/2005	9178	\$1,500.00	\$1,500.00	\$1,500.00	Information Systems Integration
Network Support - April 05	District	F&E	5/4/2005	9178	\$1,500.00	\$1,500.00	\$1,500.00	Information Systems Integration
Network Support - May 05	District	F&E	5/31/2005	9178	\$1,500.00	\$1,500.00	\$1,500.00	Information Systems Integration
Network Support - June 05	District	F&E	6/27/2005	9178	\$1,500.00	\$1,500.00	\$1,500.00	Information Systems Integration
<b>Buses:</b>								
71 passenger school buses (2)	District	Vehicles	5/23/2005	9163	\$117,020.00	\$117,020.00	\$117,020.00	Myers Equipment Corp
bus for special needs students	District	Vehicles	8/18/2005	9163	\$33,676.00	\$33,676.00	\$33,676.00	Transportation Equip Sales Corp
65 passenger school buses (2)	District	Vehicles	8/31/2005	9163	\$117,325.00	\$117,325.00	\$117,325.00	Myers Equipment Corp
principal & interest on 365 day loan	District	Vehicles	10/19/2005	9163	\$734,328.00	\$734,328.00	\$734,328.00	Fifth Third Bank
71 passenger school buses (2)	District	Vehicles	5/18/2006	9163	\$115,766.00	\$115,766.00	\$115,766.00	Myers Equipment Corp
71 passenger school bus	District	Vehicles	8/25/2006	9163	\$58,758.00	\$58,758.00	\$58,758.00	Myers Equipment Corp
principal & interest on 365 day loan	District	Vehicles	10/18/2006	9163	\$592,736.67	\$592,736.67	\$592,736.67	Huntington National Bank
71 passenger school buses (4)	District	Vehicles	10/31/2006	9163	\$242,892.00	\$242,892.00	\$242,892.00	Wise International Trucks
paying agent fee for bus loan	District	Vehicles	11/27/2006	9163	\$200.00	\$200.00	\$200.00	Huntington National Bank
transfer paying agent fee to Fund 002	District	Vehicles	12/31/2006	9163	(\$200.00)	(\$200.00)	(\$200.00)	Huntington National Bank
principal & interest on 365 day loan	District	Vehicles	10/18/2007	9163	\$592,736.67	\$592,736.67	\$592,736.67	Huntington National Bank
71 passenger school buses (3)	District	Vehicles	10/26/2007	9163	\$208,476.00	\$208,476.00	\$208,476.00	Power City Intn'l Trucks, Inc
65 passenger school buses (1)	District	Vehicles	4/25/2008	9163	\$70,432.60	\$70,432.60	\$70,432.60	Power City Intn'l Trucks, Inc
GPS Unit for buses	District	Vehicles	9/11/2008	9163	\$44,750.00	\$44,750.00	\$44,750.00	Education Logistics, Inc
GPS Units installed	District	Vehicles	9/24/2008	9163	\$26,034.50	\$26,034.50	\$26,034.50	Education Logistics, Inc
principal & interest on 365 day loan	District	Vehicles	10/18/2008	9163	\$518,198.33	\$518,198.33	\$518,198.33	Huntington National Bank
71 passenger school buses (4)	District	Vehicles	1/9/2009	9163	\$299,513.60	\$299,513.60	\$299,513.60	Power City Intn'l Trucks, Inc
Fleettracker software	District	Vehicles	8/14/2009	9163	\$2,024.00	\$2,024.00	\$2,024.00	Education Logistics
Fleettracker trainer travel exp	District	Vehicles	8/14/2009	9163	\$1,594.39	\$1,594.39	\$1,594.39	Education Logistics
Fleettracker training fees	District	Vehicles	8/14/2009	9163	\$2,550.00	\$2,550.00	\$2,550.00	Education Logistics
71 passenger school buses (8)	District	Vehicles	10/9/2009	9171	\$609,017.80	\$609,017.80	\$609,017.80	Power City Intn'l Trucks, Inc
principal & interest on 365 day loan	District	Vehicles	10/15/2009	9163	\$514,958.33	\$514,958.33	\$514,958.33	Huntington National Bank
principal & interest on 365 day loan	District	Vehicles	10/5/2010	9171	\$605,983.33	\$605,983.33	\$605,983.33	Huntington National Bank
School Buses (4)	District	Vehicles	9/23/2011	9171	\$316,868.00	\$316,868.00	\$316,868.00	Center City International
principal & interest on 365 day loan	District	Vehicles	10/4/2011	9171	\$605,983.33	\$605,983.33	\$605,983.33	Huntington National Bank
Interest on 2012 Bus Bonds	District	Vehicles	6/14/2013	9171	\$12,500.00	\$12,500.00	\$12,500.00	Bank of New York Mellon
Principal & interest on 2012 Bus Bonds	District	Vehicles	12/15/2013	9171	\$100,000.00	\$100,000.00	\$100,000.00	Bank of New York Mellon
2015 IC Bus	District	Vehicles	2/28/2014	9171	\$26,992.00	\$26,992.00	\$26,992.00	Interstate Billing Service
Interest on 2012 Bus Bonds	District	Vehicles	6/13/2014	9171	\$9,100.00	\$9,100.00	\$9,100.00	Bank of New York Mellon
Sale of Band Bus	District	Vehicles	7/11/2014	9171	(\$1,544.64)	(\$1,544.64)	(\$1,544.64)	Glean Ministries

**OTHER**

<b>PROJECT December 31 2018</b>	<b>BUILDING</b>	<b>Land, Building Vehicles, F&amp;E</b>	<b>CHECK DATE</b>	<b>SPECIAL COST CENTER</b>	<b>ESTIMATED COST</b>	<b>ACTUAL COST MTD</b>	<b>ACTUAL COST TO DATE</b>	<b>CONTRACTOR/ VENDOR</b>
Principal & interest on 2012 Bus Bonds	District	Vehicles	12/15/2014	9171	\$104,100.00	\$104,100.00	\$104,100.00	Bank of New York Mellon
Interest on 2012 Bus Bonds	District	Vehicles	6/15/2015	9171	\$8,150.00	\$8,150.00	\$8,150.00	Bank of New York Mellon
School Buses (4)	District	Vehicles	11/13/2015	9171	\$357,187.00	\$357,187.00	\$357,187.00	Cardinal Bus Sales
Principal & interest on 2012 Bus Bonds	District	Vehicles	12/15/2015	9171	\$103,150.00	\$103,150.00	\$103,150.00	Bank of New York Mellon
Interest on 2012 Bus Bonds	District	Vehicles	6/15/2016	9171	\$7,200.00	\$7,200.00	\$7,200.00	Bank of New York Mellon
30 passenger bus w/ camera	District	Vehicles	8/25/2016	9171	\$50,739.00	\$50,739.00	\$50,739.00	Cardinal Bus Sales
Bus #2 Trade In	District	Vehicles	8/25/2016	9171	(\$2,150.00)	(\$2,150.00)	(\$2,150.00)	Cardinal Bus Sales
School Buses (3)	District	Vehicles	11/30/2016	9171	\$266,424.00	\$266,424.00	\$266,424.00	Interstate Billing Service
Bus Trade Ins	District	Vehicles	11/30/2016	9171	(\$9,100.00)	(\$9,100.00)	(\$9,100.00)	Interstate Billing Service
Principal & interest on 2012 Bus Bonds	District	Vehicles	12/15/2016	9171	\$102,200.00	\$102,200.00	\$102,200.00	Bank of New York Mellon
Interest on 2012 Bus Bonds	District	Vehicles	6/15/2017	9171	\$6,250.00	\$6,250.00	\$6,250.00	Bank of New York Mellon
Additional Trade-In-2 buses	District	Vehicles	11/28/2017	9171	(\$4,200.00)	(\$4,200.00)	(\$4,200.00)	Myers Equipment Corp
School Buses (3)	District	Vehicles	12/22/2017	9171	\$267,426.00	\$267,426.00	\$267,426.00	Myers Equipment Corp
Bus Trade Ins	District	Vehicles	12/22/2017	9171	(\$9,000.00)	(\$9,000.00)	(\$9,000.00)	Myers Equipment Corp
Principal & interest on 2012 Bus Bonds	District	Vehicles	12/15/2017	9171	\$106,250.00	\$106,250.00	\$106,250.00	Bank of New York Mellon
Interest on 2012 Bus Bonds	District	Vehicles	6/15/2018	9171	\$5,250.00	\$5,250.00	\$5,250.00	Bank of New York Mellon
<b>Other Vehicles &amp; Related Equip:</b>								
Ford van T13	District	Vehicles	3/16/2005		\$23,632.09	\$23,632.09	\$23,632.09	Liberty Ford
Eurovent truck and bus exhaust sys	Bus Garage	Vehicles	4/19/2005	9150	\$20,950.00	\$20,950.00	\$20,950.00	Myers Tire Supply
landscaping machinery and equip	Maintenance	F&E	5/10/2005	9150	\$10,869.00	\$10,869.00	\$10,869.00	Century Equipment
two mowers	Maintenance	F&E	5/26/2005	9150	\$5,615.60	\$5,615.60	\$5,615.60	Marshall Equipment Company
dump Truck/Western Plow	Maintenance	Vehicles	6/9/2005	9150	\$33,049.33	\$33,049.33	\$33,049.33	Liberty Ford
super Z mower	Maintenance	F&E	6/30/2005	9150	\$7,918.40	\$7,918.40	\$7,918.40	Baker Vehicle Systems, Inc.
E-Z-Go Utility Vehicle (Athletics) T16	High School	Vehicles	6/30/2005	9150	\$7,002.00	\$7,002.00	\$7,002.00	Baker Vehicle Systems, Inc.
pick-up truck for maintenance dept	District	Vehicles	7/27/2005	9150	\$11,000.00	\$11,000.00	\$11,000.00	Liberty Ford
2002 Chevy Venture Van T4	District	Vehicles	8/31/2005	9150	\$11,900.00	\$11,900.00	\$11,900.00	Bass Chevrolet
2003 Chevy Venture Van	District	Vehicles	8/31/2005	9150	\$12,495.00	\$12,495.00	\$12,495.00	Bass Chevrolet
furnish & install plows on 3 trucks	Maintenance	F&E	12/9/2005	9150	\$8,375.00	\$8,375.00	\$8,375.00	Eshelman Enterprises Inc.
2004 Ford Ranger T11	Maintenance	Vehicles	9/8/2006	9150	\$16,834.50	\$16,834.50	\$16,834.50	Liberty Ford
2001 Ford F250 w/plow T9	Maintenance	Vehicles	9/8/2006	9150	\$13,500.00	\$13,500.00	\$13,500.00	Liberty Ford
2006 Ford F250 used van	District	Vehicles	10/9/2006	9150	\$18,000.00	\$18,000.00	\$18,000.00	Liberty Ford
2003 Ford Ranger T15	District	Vehicles	10/31/2006	9150	\$10,369.50	\$10,369.50	\$10,369.50	Liberty Ford
Steiner 4x4 tractor	District	Vehicles	11/17/2006	9150	\$6,000.00	\$6,000.00	\$6,000.00	Baker Vehicle Systems, Inc.
2006 Ford Focus	Admin	Vehicles	1/8/2007	9150	\$13,900.00	\$13,900.00	\$13,900.00	Liberty Ford
2004 Ford Pick-up Truck	Admin	Vehicles	4/20/2007	9150	\$19,325.50	\$19,325.50	\$19,325.50	Liberty Ford
2007 Ford F150	District	F&E	11/29/2007	9150	\$55,200.00	\$55,200.00	\$55,200.00	Valley Ford Truck Sales
2004 Ford Windstar Van	Admin	Vehicles	11/30/2007	9150	\$13,265.50	\$13,265.50	\$13,265.50	Liberty Ford
2006 Ford Focus T10	Admin	Vehicles	12/28/2007	9150	\$13,015.50	\$13,015.50	\$13,015.50	Liberty Ford
Yale Fork Truck	District	Vehicles	1/23/2008	9150	\$7,985.00	\$7,985.00	\$7,985.00	North Coast Lift Truck, Inc
Delivery	District	Vehicles	1/23/2008	9150	\$210.00	\$210.00	\$210.00	North Coast Lift Truck, Inc
Fix Battery	District	Vehicles	1/23/2008	9150	\$625.00	\$625.00	\$625.00	North Coast Lift Truck, Inc
Ford Focus	District	Vehicles	2/29/2008	9150	\$12,475.00	\$12,475.00	\$12,475.00	Liberty Ford
dump truck	District	Vehicles	2/22/2008	9150	\$3,500.00	\$3,500.00	\$3,500.00	Valley Ford Truck Sales

**OTHER**

<b>PROJECT December 31 2018</b>	<b>BUILDING</b>	<b>Land, Building Vehicles, F&amp;E</b>	<b>CHECK DATE</b>	<b>SPECIAL COST CENTER</b>	<b>ESTIMATED COST</b>	<b>ACTUAL COST MTD</b>	<b>ACTUAL COST TO DATE</b>	<b>CONTRACTOR/ VENDOR</b>
Ford E150 T17	District	Vehicles	3/28/2008	9150	\$16,475.00	\$16,475.00	\$16,475.00	Liberty Ford
Ford E150	District	Vehicles	3/20/2008	9150	\$16,475.50	\$16,475.50	\$16,475.50	Liberty Ford
Ford E150	District	Vehicles	4/11/2008	9150	\$16,000.00	\$16,000.00	\$16,000.00	Liberty Ford
2005 Ford Focus T7	District	Vehicles	8/15/2008	9150	\$9,614.95	\$9,614.95	\$9,614.95	Liberty Ford
2005 Ford F150	District	Vehicles	8/8/2008	9150	\$14,425.50	\$14,425.50	\$14,425.50	Liberty Ford
2007 Ford Taurus	District	Vehicles	8/29/2008	9150	\$10,975.50	\$10,975.50	\$10,975.50	Liberty Ford
Multipurpose Tractor	District	Vehicles	8/29/2008	9150	\$16,272.50	\$16,272.50	\$16,272.50	Baker Vehicle Systems, Inc.
Multipurpose Tractor	District	Vehicles	9/11/2008	9150	\$455.00	\$455.00	\$455.00	Baker Vehicle Systems, Inc.
2006 Ford F250 T2	District	Vehicles	10/23/2008	9150	\$17,425.00	\$17,425.00	\$17,425.00	Liberty Ford
2004 Ford F-150 T5	District	Vehicles	11/26/2008	9150	\$11,020.50	\$11,020.50	\$11,020.50	Liberty Ford
Terex Front Loader	District	Vehicles	1/23/2009	9150	\$15,000.00	\$15,000.00	\$15,000.00	Falkenberg Excavating, Inc
2008 Ford F250	District	Vehicles	2/25/2009	9150	\$16,895.50	\$16,895.50	\$16,895.50	Liberty Ford
2003 Chevy Venture Van	District	Vehicles	5/8/2009	9150	\$9,875.47	\$9,875.47	\$9,875.47	Liberty Ford
2004 Ford Freestar T8	District	Vehicles	3/25/2010	9150	\$7,543.50	\$7,543.50	\$7,543.50	Liberty Ford
2008 Mercury Mariner T1	District	Vehicles	4/9/2010	9150	\$12,038.50	\$12,038.50	\$12,038.50	Liberty Ford
2008 Mercury Mariner Trade In T1	District	Vehicles	8/26/2010	9150	(\$15,000.00)	(\$15,000.00)	(\$15,000.00)	Liberty Ford
2007 Ford Focus T6	District	Vehicles	8/27/2010	9150	\$9,298.87	\$9,298.87	\$9,298.87	Liberty Ford
2003 Ford Truck T14	District	Vehicles	8/27/2010	9150	\$8,502.87	\$8,502.87	\$8,502.87	Liberty Ford
Lawn Mowers	District	Vehicles	8/13/2010	9150	\$43,850.54	\$43,850.54	\$43,850.54	Baker Vehicle Systems, Inc.
2010 Ford E150 Van	District	Vehicles	10/8/2010	9150	\$19,028.50	\$19,028.50	\$19,028.50	Liberty Ford
2007 Ford F150 T3	District	Vehicles	12/10/2010	9150	\$13,273.50	\$13,273.50	\$13,273.50	Liberty Ford
2006 Ford F250 Trade In T2	District	Vehicles	7/29/2011	9150	(\$13,500.00)	(\$13,500.00)	(\$13,500.00)	Liberty Ford
2008 Ford F250	District	Vehicles	7/29/2011	9150	\$25,023.50	\$25,023.50	\$25,023.50	Liberty Ford
2007 Ford F150 T3	District	Vehicles	9/8/2011	9150	(\$13,100.00)	(\$13,100.00)	(\$13,100.00)	Liberty Ford
2008 Ford F250	District	Vehicles	9/8/2011	9150	\$26,683.50	\$26,683.50	\$26,683.50	Liberty Ford
2002 Chevy Venture Van T4	District	Vehicles	1/5/2012	9150	(\$1,000.00)	(\$1,000.00)	(\$1,000.00)	Liberty Ford
2004 Mercury Monterey T12	District	Vehicles	1/5/2012	9150	\$11,551.50	\$11,551.50	\$11,551.50	Liberty Ford
2007 Ford E350 Van	District	Vehicles	6/14/2012	9150	\$20,283.50	\$20,283.50	\$20,283.50	Liberty Ford
1995 Ford E350 Van	District	Vehicles	6/14/2012	9150	(\$7,500.00)	(\$7,500.00)	(\$7,500.00)	Liberty Ford
2004 Ford F150 T5	District	Vehicles	6/14/2012	9150	(\$1,000.00)	(\$1,000.00)	(\$1,000.00)	Liberty Ford
2011 Toyota	District	Vehicles	8/9/2012	9150	\$23,771.50	\$23,771.50	\$23,771.50	Liberty Ford
2007 Ford Focus T6	District	Vehicles	8/9/2012	9150	(\$4,000.00)	(\$4,000.00)	(\$4,000.00)	Liberty Ford
2005 Ford Focus T7	District	Vehicles	8/9/2012	9150	(\$2,500.00)	(\$2,500.00)	(\$2,500.00)	Liberty Ford
2004 Ford Freestar T8	District	Vehicles	10/4/2012	9150	(\$2,500.00)	(\$2,500.00)	(\$2,500.00)	Liberty Ford
2001 Ford F250 T9	District	Vehicles	10/4/2012	9150	(\$4,500.00)	(\$4,500.00)	(\$4,500.00)	Liberty Ford
2008 Ford F250	District	Vehicles	10/4/2012	9150	\$24,583.00	\$24,583.00	\$24,583.00	Liberty Ford
Various Trade-Ins	District	Vehicles	8/22/2013	9150	(\$18,500.00)	(\$18,500.00)	(\$18,500.00)	Liberty Ford
2006 Ford Focus T10	District	Vehicles	8/22/2013	9150	(\$4,000.00)	(\$4,000.00)	(\$4,000.00)	Liberty Ford
2004 Ford Ranger T11	Maintenance	Vehicles	8/22/2013	9150	(\$4,000.00)	(\$4,000.00)	(\$4,000.00)	Liberty Ford
2008 Ford F350	District	Vehicles	8/22/2013	9150	\$32,273.50	\$32,273.50	\$32,273.50	Liberty Ford
2012 Dodge Grand Caravan	District	Vehicles	3/10/2014	9150	\$17,283.50	\$17,283.50	\$17,283.50	Ganley Dodge, Inc.
2004 Mercury Monterey T12	District	Vehicles	3/10/2014	9150	(\$2,783.50)	(\$2,783.50)	(\$2,783.50)	Ganley Dodge, Inc.
2011 Ford F250	District	Vehicles	11/13/2014	9150	\$30,220.50	\$30,220.50	\$30,220.50	Liberty Ford
2006 Ford Freestar T13	District	Vehicles	11/13/2014	9150	(\$1,000.00)	(\$1,000.00)	(\$1,000.00)	Liberty Ford
2003 Ford F250 T14	District	Vehicles	11/13/2014	9150	(\$9,000.00)	(\$9,000.00)	(\$9,000.00)	Liberty Ford

**OTHER**

<b>PROJECT December 31 2018</b>	<b>BUILDING</b>	<b>Land, Building Vehicles, F&amp;E</b>	<b>CHECK DATE</b>	<b>SPECIAL COST CENTER</b>	<b>ESTIMATED COST</b>	<b>ACTUAL COST MTD</b>	<b>ACTUAL COST TO DATE</b>	<b>CONTRACTOR/ VENDOR</b>
2010 Ford F250	District	Vehicles	1/29/2015	9150	\$23,783.50	\$23,783.50	\$23,783.50	Liberty Ford
1999 Chevy Truck Trade-In	District	Vehicles	1/29/2015	9150	(\$5,000.00)	(\$5,000.00)	(\$5,000.00)	Liberty Ford
2011 Ford Ranger	District	Vehicles	4/30/2015	9150	\$21,183.50	\$21,183.50	\$21,183.50	Liberty Ford
EZ-Go Utility Vehicle	MS	Vehicles	11/19/2015	9150	\$3,500.00	\$3,500.00	\$3,500.00	Baker Vehicle Systems, Inc.
2003 Ford Ranger T15	District	Vehicles	4/14/2016	9150	(\$1,583.50)	(\$1,583.50)	(\$1,583.50)	Liberty Ford
2012 Ford Escape	District	Vehicles	4/14/2016	9150	\$14,583.50	\$14,583.50	\$14,583.50	Liberty Ford
EZ-Go Utility Vehicle-Trade In T16	High School	Vehicles	6/30/2016	9150	(\$804.00)	(\$804.00)	(\$804.00)	Baker Vehicle Systems, Inc.
Truckster Golf Cart	High School	Vehicles	6/30/2016	9150	\$8,104.00	\$8,104.00	\$8,104.00	Baker Vehicle Systems, Inc.
EZ-Go Golf Cart	District	Vehicles	7/31/2016	9150	\$7,424.00	\$7,424.00	\$7,424.00	Baker Vehicle Systems, Inc.
Ventrac 4227-Trade In	District	F&E	12/22/2016	9150	(\$2,500.00)	(\$2,500.00)	(\$2,500.00)	Baker Vehicle Systems, Inc.
Ventrac 4500 Tractor-Trade In	District	F&E	12/22/2016	9150	\$32,834.94	\$32,834.94	\$32,834.94	Baker Vehicle Systems, Inc.
New Holland Tractor Cab	District	F&E	2/9/2017	9150	\$7,405.00	\$7,405.00	\$7,405.00	Medina Tractor Sales
Year-end adjustment	District		6/30/2017	9314	\$24,647.33	\$24,647.33	\$24,647.33	Move exp from SCC9314
2005 Ford E150 Van T17	District	Vehicles	9/22/2017	9150	(\$3,000.00)	(\$3,000.00)	(\$3,000.00)	Liberty Ford
2015 Ford Transit	District	Vehicles	9/22/2017	9150	\$30,273.50	\$30,273.50	\$30,273.50	Liberty Ford
<b>Planetarium Project:</b>								
Planetarium Projection System	High School	F&E	5/2/2013	9150	\$59,000.00	\$59,000.00	\$59,000.00	Spitz, Inc.
Planetarium Projection System	High School	F&E	6/27/2013	9150	\$31,300.00	\$31,300.00	\$31,300.00	Spitz, Inc.
Planetarium Projection System	High School	F&E	4/30/2014	9150	(\$4,555.00)	(\$4,555.00)	(\$4,555.00)	Corr. Posting-To 004-9164
<b>PTO Technology:</b>								
Elmo Camera	Lomond	F&E	5/8/2009	9169	\$636.00	\$636.00	\$636.00	Cousin's Video
Computer equipment	Boulevard	F&E	7/24/2009	9169	\$10,861.00	\$10,861.00	\$10,861.00	Smart Ed Services
Computer equipment	Woodbury	F&E	6/30/2010	9169	\$950.32	\$950.32	\$950.32	Easy Graphics and MCPc
Computer equipment	Boulevard	F&E	10/27/2010	9169	\$6,534.60	\$6,534.60	\$6,534.60	Easy Graphics and MCPc
Computer equipment	Woodbury	F&E	8/30/2011	9169	\$25,000.00	\$25,000.00	\$25,000.00	Smart Ed Services
Sound System	Mercer	F&E	1/31/2012	9169	\$4,500.00	\$4,500.00	\$4,500.00	Soundcom Systems
Document Camera	Boulevard	F&E	4/30/2014	9169	\$6,998.00	\$6,998.00	\$6,998.00	Corr. Posting-From FD 001 Tech
Chromebooks	Middle School	F&E	6/30/2016	9169	\$14,520.00	\$14,520.00	\$14,520.00	CDI Computer Dealers Inc
HP LasetJet Printer	Middle School	F&E	1/10/2017	9169	\$224.99	\$224.99	\$224.99	American Express-Amazon
Chromebooks	Middle School	F&E	1/26/2017	9169	\$6,630.00	\$6,630.00	\$6,630.00	CDI Computer Dealers Inc
Computer Charging Station	Middle School	F&E	1/31/2017	9169	\$889.65	\$889.65	\$889.65	School Outfitters
Smartboard	Middle School	F&E	3/16/2017	9169	\$1,808.00	\$1,808.00	\$1,808.00	Tierney Brothers, Inc
Chromebooks	Middle School	F&E	4/7/2017	9169	(\$7,520.00)	(\$7,520.00)	(\$7,520.00)	CDI Computer Dealers Inc
Zing Laser Cutter	Middle School	F&E	6/29/2017	9169	\$947.36	\$947.36	\$947.36	Buckeye Educational Systems
Video Card	Middle School	F&E	2/10/2019	9169	\$630.94	\$630.94	\$630.94	Micro Center
Projector	Middle School	F&E	2/10/2019	9169	\$521.70	\$521.70	\$521.70	CDW Government
Tech Supplies	District	F&E	3/10/2019	9169	\$36.93	\$36.93	\$36.93	Ace Hardware
Tech Supplies	District	F&E	3/10/2019	9169	\$249.72	\$249.72	\$249.72	Home Depot
Tech Supplies	District	F&E	3/10/2019	9169	\$101.70	\$101.70	\$101.70	Amazon
Tech Supplies	District	F&E	3/10/2019	9169	\$189.99	\$189.99	\$189.99	Amazon
Tech Supplies	District	F&E	3/10/2019	9169	\$16.99	\$16.99	\$16.99	Microcenter

**OTHER**

<b>PROJECT December 31 2018</b>	<b>BUILDING</b>	<b>Land, Building Vehicles, F&amp;E</b>	<b>CHECK DATE</b>	<b>SPECIAL COST CENTER</b>	<b>ESTIMATED COST</b>	<b>ACTUAL COST MTD</b>	<b>ACTUAL COST TO DATE</b>	<b>CONTRACTOR/ VENDOR</b>
Tech Supplies	District	F&E	3/10/2019	9169	\$19.99	\$19.99	\$19.99	Play N Trade
Cable Supplies	Middle School	F&E	4/10/2019	9169	\$5.98	\$5.98	\$5.98	Amazon
Robotics Supplies	Middle School	F&E	4/10/2019	9169	\$582.26	\$582.26	\$582.26	CustomInk
Robotics Supplies	Middle School	F&E	5/10/2019	9169	\$610.69	\$610.69	\$610.69	CustomInk
Robotics Equipment	Middle School	F&E	6/10/2019	9169	\$1,876.05	\$1,876.05	\$1,876.05	Home Depot
Robotics Equipment	Middle School	F&E	11/30/2021	9169	\$2,475.60	\$2,475.60	\$2,475.60	Amazon
<b>PTO Projects:</b>								
Maps and Signage	District	F&E	12/7/2009	9170	\$1,890.00	\$1,890.00	\$1,890.00	Carrollgraphics
Signage	District	F&E	12/9/2009	9170	\$447.00	\$447.00	\$447.00	Carrollgraphics
Onaway Pavers	Onaway	Building	6/30/2010	9170	\$1,500.00	\$1,500.00	\$1,500.00	
MS Microwave	Middle School	F&E	4/30/2012	9170	\$91.74	\$91.74	\$91.74	Staples
<b>Personalized Learning Center:</b>								
Professional Services-Code Study	PLC	Building	7/31/2014	9316	\$5,200.00	\$5,200.00	\$5,200.00	Neville Architects
Window Blinds	PLC	F&E	8/28/2014	9316	\$2,347.92	\$2,347.92	\$2,347.92	Rochelle Platt Window Treatments
Network Design/Implementation	PLC	F&E	8/28/2014	9316	\$3,332.00	\$3,332.00	\$3,332.00	I/S Integration Specialists
Electrical Outlets	PLC	F&E	8/28/2014	9316	\$2,700.00	\$2,700.00	\$2,700.00	Hidden Valley Electric Inc
Painting	PLC	F&E	8/22/2014	9316	\$7,500.00	\$7,500.00	\$7,500.00	Quality Care Painting
Monthly Internet Access	PLC	F&E	8/18/2014	9316	\$565.00	\$565.00	\$565.00	Time Warner
Take down and disposal of partitions	PLC	F&E	8/22/2014	9316	\$880.00	\$880.00	\$880.00	J.C. Sharp Corp.
Monthly Internet Access	PLC	F&E	9/12/2014	9316	\$476.83	\$476.83	\$476.83	Time Warner
Electrical Outlets	PLC	F&E	9/16/2014	9316	\$1,600.00	\$1,600.00	\$1,600.00	Hidden Valley Electric Inc
Ceiling and ceiling tiles	PLC	F&E	9/16/2014	9316	\$1,268.00	\$1,268.00	\$1,268.00	D&J Structural Contracting
Monthly Internet Access	PLC	F&E	10/22/2014	9316	\$450.00	\$450.00	\$450.00	Time Warner
Fire Alarm System	PLC	F&E	10/16/2014	9316	\$2,920.00	\$2,920.00	\$2,920.00	Continental Fire & Security
Emergency Lighting	PLC	F&E	10/23/2014	9316	\$2,125.00	\$2,125.00	\$2,125.00	Hidden Valley Electric Inc
Carpet Tiles	PLC	F&E	11/13/2014	9316	\$9,280.50	\$9,280.50	\$9,280.50	The Floor Show, Calvetta Bros.
Doors	PLC	F&E	11/13/2014	9316	\$18,292.00	\$18,292.00	\$18,292.00	Midland Hardware
Monthly Internet Access	PLC	F&E	11/20/2014	9316	\$450.00	\$450.00	\$450.00	Time Warner
Monthly Internet Access	PLC	F&E	12/12/2014	9316	\$450.00	\$450.00	\$450.00	Time Warner
Monthly Internet Access	PLC	F&E	1/20/2015	9316	\$450.00	\$450.00	\$450.00	Time Warner
Monthly Internet Access	PLC	F&E	2/17/2015	9316	\$450.00	\$450.00	\$450.00	Time Warner
Surveillance Equipment	PLC	F&E	3/16/2015	9316	\$7,200.00	\$7,200.00	\$7,200.00	21st Century Alarm/Data
Emergency Lighting Installation	PLC	F&E	3/16/2015	9316	\$2,450.00	\$2,450.00	\$2,450.00	Hidden Valley Electric Inc
Fire Prevention System	PLC	F&E	4/9/2015	9316	\$10,000.00	\$10,000.00	\$10,000.00	Breck's Plumbing Services
Fire Exit Devices	PLC	F&E	4/30/2015	9316	\$2,754.89	\$2,754.89	\$2,754.89	Midland Hardware
Fire Prevention System	PLC	F&E	5/15/2015	9316	\$7,540.00	\$7,540.00	\$7,540.00	Breck's Plumbing Services
Duct Work Installation	PLC	F&E	5/21/2015	9316	\$5,150.00	\$5,150.00	\$5,150.00	Air-Temp Mechanical, Inc
Cable infrastructure and equipment	PLC	F&E	5/31/2015	9316	\$10,539.09	\$10,539.09	\$10,539.09	Cable Communications
Desktop Computers	PLC	F&E	5/31/2015	9316	\$3,858.35	\$3,858.35	\$3,858.35	Chicago Micro
Architectural Services	PLC	F&E	5/31/2015	9316	\$15,556.75	\$15,556.75	\$15,556.75	Neville Architects
Architectural Services	PLC	F&E	5/31/2015	9316	\$20,439.60	\$20,439.60	\$20,439.60	Neville Architects
Overage on furniture	PLC	F&E	5/31/2015	9316	\$2,343.91	\$2,343.91	\$2,343.91	Various



**OTHER**

<b>PROJECT December 31 2018</b>	<b>BUILDING</b>	<b>Land, Building Vehicles, F&amp;E</b>	<b>CHECK DATE</b>	<b>SPECIAL COST CENTER</b>	<b>ESTIMATED COST</b>	<b>ACTUAL COST MTD</b>	<b>ACTUAL COST TO DATE</b>	<b>CONTRACTOR/ VENDOR</b>
Drywall, ceiling, bathroom and tile repairs	PLC	F&E	9/30/2015	9316	\$17,667.00	\$17,667.00	\$17,667.00	D&J Structural Contracting
Architectural Services	PLC	F&E	9/30/2015	9316	\$1,647.50	\$1,647.50	\$1,647.50	Neville Architects
Auditorium Equipment	PLC	F&E	10/29/2015	9316	\$7,494.93	\$7,494.93	\$7,494.93	Tierney Brothers, Inc
Fire Alarm System	PLC	F&E	10/30/2015	9316	\$2,414.00	\$2,414.00	\$2,414.00	Continental Fire & Security
<b>Office Max &amp; OMSP Receipt</b>								
<b>Woodbury Clock Tower</b>								
Cupola Repair	WO	Building	9/30/2015	9314	\$42,896.42	\$42,896.42	\$42,896.42	Precision Environmental
Project Admin/Safety Assessment	WO	Building	9/30/2015	9314	\$4,009.10	\$4,009.10	\$4,009.10	Van Auken Akins Architects
Clock Tower Repair	WO	Building	1/21/2016	9314	\$6,319.51	\$6,319.51	\$6,319.51	Van Auken Akins Architects
Clock Tower Repair	WO	Building	2/18/2016	9314	\$14,407.34	\$14,407.34	\$14,407.34	Van Auken Akins Architects
Clock Tower Repair	WO	Building	3/17/2016	9314	\$2,737.35	\$2,737.35	\$2,737.35	Van Auken Akins Architects
Clock Tower Repair	WO	Building	4/14/2016	9314	\$1,162.70	\$1,162.70	\$1,162.70	Van Auken Akins Architects
Clock Tower Repair	WO	Building	5/19/2016	9314	\$5,320.00	\$5,320.00	\$5,320.00	Van Auken Akins Architects
Clock Tower Repair	WO	Building	5/31/2016	9314	\$43,749.73	\$43,749.73	\$43,749.73	Envirocom Construction, Inc.
Clock Tower Repair	WO	Building	6/20/2016	9314	\$209.42	\$209.42	\$209.42	Van Auken Akins Architects
Clock Tower Repair	WO	Building	7/31/2016	9314	\$1,315.36	\$1,315.36	\$1,315.36	Professional Service Industries, Inc
Clock Tower Repair	WO	Building	7/21/2016	9314	\$155,620.67	\$155,620.67	\$155,620.67	Envirocom Construction, Inc.
Clock Tower Repair	WO	Building	8/24/2016	9314	\$128,403.75	\$128,403.75	\$128,403.75	Envirocom Construction, Inc.
Woodbury Pavers	WO	Land	8/25/2016	9314	\$9,250.00	\$9,250.00	\$9,250.00	Romanin Concrete, Inc.
Brick display for Woodbury bell	WO	F&E	9/15/2016	9314	\$3,432.56	\$3,432.56	\$3,432.56	Licursi Garden Center, Inc.
Bronze Plaque	WO	F&E	9/30/2016	9314	\$1,128.75	\$1,128.75	\$1,128.75	Gino's Awards
Foam Boards	WO	F&E	9/30/2016	9314	\$11.62	\$11.62	\$11.62	ARC Document Solutions
Rigging Service-Relocate bell	WO	F&E	9/29/2016	9314	\$3,500.00	\$3,500.00	\$3,500.00	Shippers Highway Express, Inc.
Structural Steel Inspection	WO	F&E	9/22/2016	9314	\$723.00	\$723.00	\$723.00	Professional Service Industries, Inc
New Brick Pedestal	WO	F&E	9/15/2016	9314	\$4,925.00	\$4,925.00	\$4,925.00	R. Chapman Masonry & Const.
Clock Tower Repair	WO	F&E	10/28/2016	9314	\$78,415.63	\$78,415.63	\$78,415.63	Envirocom Construction, Inc.
Clock Tower Gutter Replacement	WO	F&E	11/30/2016	9314	\$4,613.83	\$4,613.83	\$4,613.83	Envirocom Construction, Inc.
Clock Tower Repair	WO	F&E	11/10/2016	9314	\$3,715.00	\$3,715.00	\$3,715.00	Van Auken Akins Architects
Clock Tower Repair	WO	F&E	12/10/2016	9314	\$1,445.20	\$1,445.20	\$1,445.20	Professional Service Industries, Inc
Clock Tower Repair	WO	F&E	12/22/2016	9314	\$9,495.70	\$9,495.70	\$9,495.70	Van Auken Akins Architects
Clock Tower Repair	WO	F&E	1/18/2017	9314	\$15,560.00	\$15,560.00	\$15,560.00	Envirocom Construction, Inc.
<b>Parking Lot &amp; Tennis Courts</b>								
Tennis Court Improvements	District	Land	9/30/2015	9314	\$10,501.10	\$10,501.10	\$10,501.10	Van Auken Akins Architects
Adminstration Parking Lot	District	Land	9/30/2015	9314	\$9,900.00	\$9,900.00	\$9,900.00	Van Auken Akins Architects
Parking Lot & Tennis Court Repair	District	Land	12/17/2015	9314	\$1,356.31	\$1,356.31	\$1,356.31	Van Auken Akins Architects
Parking Lot & Tennis Court Repair	District	Land	1/14/2016	9314	\$3,800.00	\$3,800.00	\$3,800.00	Van Auken Akins Architects
Parking Lot & Tennis Court Repair	District	Land	1/31/2016	9314	\$2,550.00	\$2,550.00	\$2,550.00	Van Auken Akins Architects
Parking Lot & Tennis Court Repair	District	Land	1/31/2016	9314	\$3,476.85	\$3,476.85	\$3,476.85	Van Auken Akins Architects
Parking Lot & Tennis Court Repair	District	Land	2/29/2016	9314	\$850.00	\$850.00	\$850.00	Van Auken Akins Architects
Parking Lot & Tennis Court Repair	District	Land	3/17/2016	9315	\$2,550.88	\$2,550.88	\$2,550.88	Van Auken Akins Architects
Parking Lot & Tennis Court Repair	District	Land	4/14/2016	9315	\$761.25	\$761.25	\$761.25	Van Auken Akins Architects
Parking Lot & Tennis Court Repair	District	Land	5/26/2016	9314	\$24,750.00	\$24,750.00	\$24,750.00	Perrin Asphalt Company, Inc.

**OTHER**

<b>PROJECT</b> <b>December 31 2018</b>	<b>BUILDING</b>	<b>Land, Building Vehicles, F&amp;E</b>	<b>CHECK DATE</b>	<b>SPECIAL COST CENTER</b>	<b>ESTIMATED COST</b>	<b>ACTUAL COST MTD</b>	<b>ACTUAL COST TO DATE</b>	<b>CONTRACTOR/ VENDOR</b>
Parking Lot & Tennis Court Repair	District	Land	6/20/2016	9314	\$851.91	\$851.91	\$851.91	Van Auken Akins Architects
Parking Lot & Tennis Court Repair	District	Land	6/30/2016	9314	\$759.35	\$759.35	\$759.35	Van Auken Akins Architects
Parking Lot & Tennis Court Repair	District	Land	7/10/2016	9314	\$479.50	\$479.50	\$479.50	Professional Service Industries, Inc
Parking Lot & Tennis Court Repair	District	Land	7/31/2016	9314	\$127,905.71	\$127,905.71	\$127,905.71	Perrin Asphalt Company, Inc.
Parking Lot Landscaping	District	Land	7/31/2016	9314	\$7,554.00	\$7,554.00	\$7,554.00	Bordonaros Landscaping Co.
Tennis Courts Drinking Fountain	HS	Land	7/26/2016	9314	\$3,383.34	\$3,383.34	\$3,383.34	The Cleveland Plumbing Supply Co
Parking Lot & Tennis Court Repair	District	Land	8/11/2016	9314	\$340,650.00	\$340,650.00	\$340,650.00	Perrin Asphalt Company, Inc.
Parking Lot & Tennis Court Repair	District	Land	10/20/2016	9314	\$102,654.00	\$102,654.00	\$102,654.00	Perrin Asphalt Company, Inc.
Void prior FY Check #136725	District	Land	11/10/2016	9314	(\$850.00)	(\$850.00)	(\$850.00)	Van Auken Akins Architects
Parking Lot & Tennis Court Repair	District	Land	11/10/2016	9314	\$1,240.12	\$1,240.12	\$1,240.12	Van Auken Akins Architects
Parking Lot & Tennis Court Repair	District	Land	11/17/2016	9314	\$4,528.22	\$4,528.22	\$4,528.22	Van Auken Akins Architects
Parking Lot & Tennis Court Repair	District	Land	12/10/2016	9314	\$8,496.50	\$8,496.50	\$8,496.50	Professional Service Industries, Inc
Parking Lot & Tennis Court Repair	District	Land	1/12/2017	9314	\$1,326.00	\$1,326.00	\$1,326.00	Van Auken Akins Architects
Tennis Court Improvements	District	F&E	1/19/2017	9314	\$2,122.42	\$2,122.42	\$2,122.42	Oncourt Offcourt, LTD
Parking Lot & Tennis Court Repair	District	F&E	3/16/2017	9314	\$324.99	\$324.99	\$324.99	Van Auken Akins Architects
Parking Lot & Tennis Court Repair	District	F&E	9/19/2017	9314	\$64,897.75	\$64,897.75	\$64,897.75	Perrin Asphalt Company, Inc.
<b>Assessment &amp; Master Planning</b>								
Assessment & Master Planning	District	Building	1/14/2016	9314	\$28,125.20	\$28,125.20	\$28,125.20	Van Auken Akins Architects
Assessment & Master Planning	District	Building	1/28/2016	9314	\$78,264.17	\$78,264.17	\$78,264.17	Van Auken Akins Architects
Assessment & Master Planning	District	Building	2/18/2016	9314	\$4,282.09	\$4,282.09	\$4,282.09	Van Auken Akins Architects
Assessment & Master Planning	District	Building	3/17/2016	9314	\$18,376.19	\$18,376.19	\$18,376.19	Van Auken Akins Architects
Assessment & Master Planning	District	Building	4/14/2016	9314	\$11,298.00	\$11,298.00	\$11,298.00	Van Auken Akins Architects
Assessment & Master Planning	District	Building	5/19/2016	9314	\$8,282.50	\$8,282.50	\$8,282.50	Van Auken Akins Architects
Assessment & Master Planning	District	Building	6/20/2016	9314	\$1,506.32	\$1,506.32	\$1,506.32	Van Auken Akins Architects
Assessment & Master Planning	District	Building	6/30/2016	9314	\$1,591.00	\$1,591.00	\$1,591.00	Van Auken Akins Architects
<b>Middle School Site Analysis</b>								
Middle School Boundary Survey	District	Building	8/25/2016	9314	\$9,500.00	\$9,500.00	\$9,500.00	Dempsey Surveying Co.
Middle School Site Analysis	District	Building	9/15/2016	9314	\$10,125.00	\$10,125.00	\$10,125.00	Van Auken Akins Architects
Middle School Site Analysis	District	Building	9/22/2016	9314	\$3,402.50	\$3,402.50	\$3,402.50	Van Auken Akins Architects
<b>Onaway Parking Lot</b>								
Onaway Parking Lot	ON	Land	9/30/2015	9314	\$9,900.00	\$9,900.00	\$9,900.00	Van Auken Akins Architects
Onaway Parking Lot	ON	Land	12/17/2015	9314	\$412.50	\$412.50	\$412.50	Van Auken Akins Architects
Onaway Parking Lot	ON	Land	1/14/2016	9314	\$3,800.00	\$3,800.00	\$3,800.00	Van Auken Akins Architects
Onaway Parking Lot	ON	Land	1/31/2016	9314	\$1,237.50	\$1,237.50	\$1,237.50	Van Auken Akins Architects
Onaway Parking Lot	ON	Land	1/31/2016	9314	\$1,650.00	\$1,650.00	\$1,650.00	Van Auken Akins Architects
Onaway Parking Lot	ON	Land	2/29/2016	9314	\$412.50	\$412.50	\$412.50	Van Auken Akins Architects
Onaway Parking Lot	ON	Land	3/17/2016	9314	\$1,237.50	\$1,237.50	\$1,237.50	Van Auken Akins Architects
Onaway Parking Lot	ON	Land	4/14/2016	9314	\$330.00	\$330.00	\$330.00	Van Auken Akins Architects
Onaway Parking Lot	ON	Land	6/20/2016	9314	\$330.00	\$330.00	\$330.00	Van Auken Akins Architects
Onaway Parking Lot	ON	Land	6/30/2016	9314	\$330.00	\$330.00	\$330.00	Van Auken Akins Architects
Void prior FY Check #136725	ON	Land	11/10/2016	9314	(\$412.50)	(\$412.50)	(\$412.50)	Van Auken Akins Architects
Onaway Parking Lot	ON	Land	11/10/2016	9314	\$412.50	\$412.50	\$412.50	Van Auken Akins Architects

**OTHER**

<b>PROJECT December 31 2018</b>	<b>BUILDING</b>	<b>Land, Building Vehicles, F&amp;E</b>	<b>CHECK DATE</b>	<b>SPECIAL COST CENTER</b>	<b>ESTIMATED COST</b>	<b>ACTUAL COST MTD</b>	<b>ACTUAL COST TO DATE</b>	<b>CONTRACTOR/ VENDOR</b>
Onaway Parking Lot	ON	Land	11/17/2016	9314	(\$660.00)	(\$660.00)	(\$660.00)	Van Auken Akins Architects
<b>High School South Parking Lot</b>								
High School South Parking Lot	HS	Land	1/31/2016	9314	\$1,331.25	\$1,331.25	\$1,331.25	Van Auken Akins Architects
High School South Parking Lot	HS	Land	1/31/2016	9314	\$1,775.00	\$1,775.00	\$1,775.00	Van Auken Akins Architects
High School South Parking Lot	HS	Land	2/29/2016	9314	\$443.75	\$443.75	\$443.75	Van Auken Akins Architects
High School South Parking Lot	HS	Land	3/17/2016	9314	\$1,331.25	\$1,331.25	\$1,331.25	Van Auken Akins Architects
High School South Parking Lot	HS	Land	4/14/2016	9314	\$355.00	\$355.00	\$355.00	Van Auken Akins Architects
High School South Parking Lot	HS	Land	6/20/2016	9314	\$355.00	\$355.00	\$355.00	Van Auken Akins Architects
High School South Parking Lot	HS	Land	6/30/2016	9314	\$355.00	\$355.00	\$355.00	Van Auken Akins Architects
High School South Parking Lot	HS	Land	9/30/2015	9314	\$10,650.00	\$10,650.00	\$10,650.00	Van Auken Akins Architects
Void prior FY Check #136725	HS	Land	11/10/2016	9314	(\$443.75)	(\$443.75)	(\$443.75)	Van Auken Akins Architects
High School South Parking Lot	HS	Land	11/10/2016	9314	\$443.75	\$443.75	\$443.75	Van Auken Akins Architects
High School South Parking Lot	HS	Land	11/17/2016	9314	(\$710.00)	(\$710.00)	(\$710.00)	Van Auken Akins Architects
Middle School Design Labs	MS	F&E	9/30/2015	9314	\$7,500.00	\$7,500.00	\$7,500.00	Van Auken Akins Architects
Year-end adjustment	District		6/30/2017	9314	(\$24,647.33)	(\$24,647.33)	(\$24,647.33)	Move exp to SCC9150
<b>Fernway Fire</b>								
Fernway Fire Remediation	Fernway	Building	7/31/2018	9620	\$250,000.00	\$250,000.00	\$250,000.00	All Disaster Services
Fernway Fire Remediation	Fernway	Building	8/8/2018	9620	\$250,000.00	\$250,000.00	\$250,000.00	All Disaster Services
Fernway Fire Remediation	Fernway	Building	8/14/2018	9620	\$200,000.00	\$200,000.00	\$200,000.00	All Disaster Services
Fernway Fire Remediation	Fernway	Building	8/24/2018	9620	\$200,000.00	\$200,000.00	\$200,000.00	All Disaster Services
Fernway Parking Lot emergency Services	Fernway	Building	9/14/2018	9620	\$10,000.00	\$10,000.00	\$10,000.00	Van Auken Akins Architects
Fernway Parking Lot emergency Services	Fernway	Building	9/30/2018	9620	\$45.25	\$45.25	\$45.25	Van Auken Akins Architects
Fernway Fire Remediation	Fernway	Building	9/12/2018	9620	\$360,000.00	\$360,000.00	\$360,000.00	All Disaster Services
Fernway Fire Remediation	Fernway	Building	9/24/2018	9620	\$200,000.00	\$200,000.00	\$200,000.00	All Disaster Services
Fernway Fire Enhancements	Fernway	Building	10/30/2018	9620	\$20,781.25	\$20,781.25	\$20,781.25	Van Auken Akins Architects
Fernway Fire Renovation	Fernway	Building	10/30/2018	9620	\$61,592.13	\$61,592.13	\$61,592.13	Van Auken Akins Architects
Fernway Fire Remediation	Fernway	Building	10/19/2018	9620	\$25,000.00	\$25,000.00	\$25,000.00	All Disaster Services
Fernway Fire Renovation	Fernway	Building	11/12/2018	9620	\$51,521.34	\$51,521.34	\$51,521.34	Van Auken Akins Architects
Fernway Fire Remediation	Fernway	Building	11/15/2018	9620	\$100,000.00	\$100,000.00	\$100,000.00	NBD International, Inc.
Fernway Fire Remediation	Fernway	Building	12/7/2018	9620	\$18,465.00	\$18,465.00	\$18,465.00	Squire Legal expense
Fernway Fire Remediation	Fernway	Building	12/21/2018	9620	\$64,928.50	\$64,928.50	\$64,928.50	Van Auken Akins Architects
Fernway Fire Remediation	Fernway	Building	12/12/2018	9620	\$200,000.00	\$200,000.00	\$200,000.00	All Disaster Services
Fernway Fire Remediation	Fernway	Building	1/3/2019	9620	\$319,054.00	\$319,054.00	\$319,054.00	All Disaster Services
Fernway Fire Remediation	Fernway	Building	1/17/2019	9620	\$70,401.84	\$70,401.84	\$70,401.84	MDCB, LLC
Fernway Fire Remediation	Fernway	Building	1/17/2019	9620	\$46,458.75	\$46,458.75	\$46,458.75	NBD International, Inc.
Fernway Fire Renovation	Fernway	Building	1/17/2019	9620	\$112,632.66	\$112,632.66	\$112,632.66	Van Auken Akins Architects
Fernway Fire Renovation	Fernway	Building	2/4/2019	9620	\$329,023.57	\$329,023.57	\$329,023.57	Gilbane Building Company
Fernway Fire Renovation	Fernway	Building	2/11/2019	9620	\$368,756.90	\$368,756.90	\$368,756.90	Gilbane Building Company
Fernway Fire Renovation	Fernway	Building	2/21/2019	9620	\$111,472.68	\$111,472.68	\$111,472.68	Van Auken Akins Architects
Fernway Fire Renovation	Fernway	Building	3/1/2019	9620	\$387,059.10	\$387,059.10	\$387,059.10	Gilbane Building Company
Fernway Fire Renovation	Fernway	Building	3/26/2019	9620	\$162,951.54	\$162,951.54	\$162,951.54	Gilbane Building Company



**OTHER**

<b>PROJECT December 31 2018</b>	<b>BUILDING</b>	<b>Land, Building Vehicles, F&amp;E</b>	<b>CHECK DATE</b>	<b>SPECIAL COST CENTER</b>	<b>ESTIMATED COST</b>	<b>ACTUAL COST MTD</b>	<b>ACTUAL COST TO DATE</b>	<b>CONTRACTOR/ VENDOR</b>
Fernway Fire Enhancements	Fernway	Building	3/26/2019	9620	\$146,546.81	\$146,546.81	\$146,546.81	Van Auken Akins Architects
Project Management Services	Fernway	Building	3/27/2019	9620	\$2,970.00	\$2,970.00	\$2,970.00	Cleora Management
Project Management Services	Fernway	Building	3/28/2019	9620	\$7,640.72	\$7,640.72	\$7,640.72	Cleora Management
Fernway Building Enhancements	Fernway	Building	4/11/2019	9620	\$9,800.00	\$9,800.00	\$9,800.00	Van Auken Akins Architects
Fernway Building Renovation	Fernway	Building	4/23/2019	9620	\$76,632.55	\$76,632.55	\$76,632.55	Van Auken Akins Architects
Fernway Building Enhancements	Fernway	Building	4/23/2019	9620	\$57,311.36	\$57,311.36	\$57,311.36	Van Auken Akins Architects
Fernway Building Renovation	Fernway	Building	4/23/2019	9620	\$204,171.54	\$204,171.54	\$204,171.54	Gilbane Building Company
Project Management Services	Fernway	Building	5/13/2019	9620	\$2,624.58	\$2,624.58	\$2,624.58	Cleora Management
Project Management Services	Fernway	Building	5/22/2019	9620	\$3,264.61	\$3,264.61	\$3,264.61	Cleora Management
Fernway Building Enhancements	Fernway	Building	5/15/2019	9620	\$76,993.50	\$76,993.50	\$76,993.50	Van Auken Akins Architects
Oversight and Remediation	Fernway	Building	5/22/2019	9620	\$7,085.00	\$7,085.00	\$7,085.00	Electro-Analytical, Inc
Fernway Building Enhancements	Fernway	Building	6/30/2019	9620	\$26,011.88	\$26,011.88	\$26,011.88	Van Auken Akins Architects
Fernway Building Renovation	Fernway	Building	6/30/2019	9620	\$40,902.98	\$40,902.98	\$40,902.98	Van Auken Akins Architects
Fernway Building Enhancements	Fernway	Building	6/30/2019	9620	\$9.28	\$9.28	\$9.28	Van Auken Akins Architects
Fernway Building Renovation	Fernway	Building	6/10/2019	9620	\$105,098.38	\$105,098.38	\$105,098.38	Gilbane Building Company
Fernway Abatement Oversight	Fernway	Building	6/12/2019	9620	\$41,536.25	\$41,536.25	\$41,536.25	Electro-Analytical, Inc
FE Park/Playground Recording Costs	Fernway	F&E	6/20/2019	9620	\$315.50	\$315.50	\$315.50	Chicago Title Insurance Co
Project Management Services	Fernway	Building	7/3/2019	9620	\$8,273.34	\$8,273.34	\$8,273.34	Cleora Management
Fernway Fire Renovation	Fernway	Building	7/18/2019	9620	\$168,282.78	\$168,282.78	\$168,282.78	Gilbane Building Company
Permit for Remodel & Addition	Fernway	Building	7/24/2019	9620	\$41,167.91	\$41,167.91	\$41,167.91	City of Shaker Heights
Fernway Fire Renovation	Fernway	Building	7/25/2019	9620	\$674,792.29	\$674,792.29	\$674,792.29	Gilbane Building Company
Professional Design Services	Fernway	Building	7/31/2019	9620	\$171,509.13	\$171,509.13	\$171,509.13	Van Auken Akins Architects LLC
Fernway Building Enhancements	Fernway	Building	8/23/2019	9620	\$27.84	\$27.84	\$27.84	Van Auken Akins Architects LLC
Fernway Building Renovation	Fernway	Building	8/23/2019	9620	\$39,080.35	\$39,080.35	\$39,080.35	Van Auken Akins Architects LLC
Fernway Building Enhancements	Fernway	Building	8/30/2019	9620	\$1,600.86	\$1,600.86	\$1,600.86	Van Auken Akins Architects LLC
Fernway Building Renovation	Fernway	Building	8/30/2019	9620	\$26,730.20	\$26,730.20	\$26,730.20	Van Auken Akins Architects LLC
Fernway Building Enhancements	Fernway	Building	8/30/2019	9620	\$9,577.24	\$9,577.24	\$9,577.24	Van Auken Akins Architects LLC
Fernway Building Renovation	Fernway	Building	8/30/2019	9620	\$3,586.00	\$3,586.00	\$3,586.00	Cleora Management
Fernway Building Renovation	Fernway	Building	8/30/2019	9620	\$1,389,695.15	\$1,389,695.15	\$1,389,695.15	Gilbane Building Company
Temporary Electrical Services Installation	Fernway	Building	9/20/2019	9620	\$9,815.97	\$9,815.97	\$9,815.97	Illuminating Co.
Permanent Electrical Services Installation	Fernway	Building	9/30/2019	9620	\$12,228.56	\$12,228.56	\$12,228.56	Illuminating Co.
Fernway Building Enhancements	Fernway	Building	9/30/2019	9620	\$15,416.04	\$15,416.04	\$15,416.04	Van Auken Akins Architects LLC
Construction projects Adjustment	District	Building	9/30/2019	9620	(\$1,882,943.76)	(\$1,882,943.76)	(\$1,882,943.76)	Gilbane Building Company
Fernway Building Renovation	Fernway	Building	10/3/2019	9620	\$1,764.13	\$1,764.13	\$1,764.13	Cleora Management
Fernway Building Renovation	Fernway	Building	10/21/2019	9620	\$381,876.32	\$381,876.32	\$381,876.32	Gilbane Building Company
Fernway Building Renovation	Fernway	Building	10/22/2019	9620	\$1,673.38	\$1,673.38	\$1,673.38	Cleora Management
Fernway Building Renovation	Fernway	Building	10/29/2019	9620	\$33,119.62	\$33,119.62	\$33,119.62	Van Auken Akins Architects LLC
Fernway Building Enhancements	Fernway	Building	10/31/2019	9620	\$10,141.42	\$10,141.42	\$10,141.42	Van Auken Akins Architects LLC
Fernway Building Renovation	Fernway	Building	10/31/2019	9620	\$982,455.58	\$982,455.58	\$982,455.58	Gilbane Building Company
Fernway Building Renovation	Fernway	Building	11/26/2019	9620	\$1,430,056.30	\$1,430,056.30	\$1,430,056.30	Gilbane Building Company
Testing and Inspection	Fernway	Building	11/30/2019	9620	\$2,803.00	\$2,803.00	\$2,803.00	Professional Service Industries
Fernway Building Renovation	Fernway	Building	11/30/2019	9620	\$9,500.09	\$9,500.09	\$9,500.09	Van Auken Akins Architects LLC
Fernway Building Enhancements	Fernway	Building	11/30/2019	9620	\$4.75	\$4.75	\$4.75	Van Auken Akins Architects LLC
Fernway Building Renovation	Fernway	Building	12/17/2019	9620	\$1,245,228.95	\$1,245,228.95	\$1,245,228.95	Gilbane Building Company
Fernway Building Renovation	Fernway	Building	12/6/2019	9620	\$2,360.88	\$2,360.88	\$2,360.88	Cleora Management

**OTHER**

<b>PROJECT December 31 2018</b>	<b>BUILDING</b>	<b>Land, Building Vehicles, F&amp;E</b>	<b>CHECK DATE</b>	<b>SPECIAL COST CENTER</b>	<b>ESTIMATED COST</b>	<b>ACTUAL COST MTD</b>	<b>ACTUAL COST TO DATE</b>	<b>CONTRACTOR/ VENDOR</b>
Fernway Building Renovation	Fernway	Building	12/20/2019	9620	\$3,528.26	\$3,528.26	\$3,528.26	Cleora Management
Fernway Building Enhancements	Fernway	Building	1/31/2020	9620	\$10,171.88	\$10,171.88	\$10,171.88	Van Auken Akins Architects LLC
Fernway Building Renovation	Fernway	Building	1/31/2020	9620	\$4,792.86	\$4,792.86	\$4,792.86	Van Auken Akins Architects LLC
Fernway Building Renovation	Fernway	Building	1/31/2020	9620	\$1,490.00	\$1,490.00	\$1,490.00	Professional Service Industries
Fernway Building Renovation	Fernway	Building	1/31/2020	9620	\$4,800.08	\$4,800.08	\$4,800.08	Van Auken Akins Architects LLC
Fernway Building Enhancements	Fernway	Building	1/31/2020	9620	\$3,218.94	\$3,218.94	\$3,218.94	Van Auken Akins Architects LLC
Fernway Building Renovation	Fernway	Building	1/21/2020	9620	\$2,921.88	\$2,921.88	\$2,921.88	Cleora Management
Fernway Building Renovation	Fernway	Building	1/21/2020	9620	\$1,286,085.68	\$1,286,085.68	\$1,286,085.68	Gilbane Building Company
Fernway Building Renovation	Fernway	Building	2/28/2020	9620	\$28,596.20	\$28,596.20	\$28,596.20	Van Auken Akins Architects LLC
Fernway Building Renovation	Fernway	Building	2/28/2020	9620	\$4,678.26	\$4,678.26	\$4,678.26	Cleora Management
Fernway Building Renovation	Fernway	Building	2/28/2020	9620	\$1,124,474.48	\$1,124,474.48	\$1,124,474.48	Gilbane Building Company
Fernway Building Renovation	Fernway	Building	3/31/2020	9620	\$963,310.53	\$963,310.53	\$963,310.53	Gilbane Building Company
Project Management Services	Fernway	Building	3/31/2020	9620	\$8,926.50	\$8,926.50	\$8,926.50	Cleora Management
Water Department Permits	Fernway	Building	3/31/2020	9620	\$2,645.00	\$2,645.00	\$2,645.00	City of Cleveland
Reinstall AT&T Facilities	Fernway	F&E	4/30/2020	9620	\$18,467.42	\$18,467.42	\$18,467.42	AT&T
Fernway Building Renovation	Fernway	Building	4/30/2020	9620	\$8,568.15	\$8,568.15	\$8,568.15	Van Auken Akins Architects LLC
Fernway Building Enhancements	Fernway	Building	4/30/2020	9620	\$4,681.25	\$4,681.25	\$4,681.25	Van Auken Akins Architects LLC
Fernway Building Renovation	Fernway	Building	4/30/2020	9620	\$1,606,656.76	\$1,606,656.76	\$1,606,656.76	Gilbane Building Company
Project Management Services	Fernway	Building	4/30/2020	9620	\$9,979.75	\$9,979.75	\$9,979.75	Cleora Management
Testing and Inspection	Fernway	Building	5/20/2020	9620	\$555.73	\$555.73	\$555.73	Professional Service Industries
Fernway Building Renovation	Fernway	Building	5/29/2020	9620	\$4,678.00	\$4,678.00	\$4,678.00	Van Auken Akins Architects LLC
Fernway Building Enhancements	Fernway	Building	5/29/2020	9620	\$8,484.85	\$8,484.85	\$8,484.85	Van Auken Akins Architects LLC
Fernway Building Renovation	Fernway	Building	5/31/2020	9620	\$2,356,703.27	\$2,356,703.27	\$2,356,703.27	Gilbane Building Company
Project Management Services	Fernway	Building	5/31/2020	9620	\$12,626.62	\$12,626.62	\$12,626.62	Cleora Management
Testing and Inspection	Fernway	Building	6/19/2020	9620	\$106.66	\$106.66	\$106.66	Professional Service Industries
Fernway Building Renovation	Fernway	Building	6/30/2020	9620	\$10,157.29	\$10,157.29	\$10,157.29	Van Auken Akins Architects LLC
Fernway Building Enhancements	Fernway	Building	6/30/2020	9620	\$2,764.00	\$2,764.00	\$2,764.00	Van Auken Akins Architects LLC
Fernway Building Renovation	Fernway	Building	6/30/2020	9620	\$1,440,337.94	\$1,440,337.94	\$1,440,337.94	Gilbane Building Company
Project Management Services	Fernway	Building	6/30/2020	9620	\$13,843.50	\$13,843.50	\$13,843.50	Cleora Management
Testing and Inspection	Fernway	Building	6/30/2020	9620	\$130.87	\$130.87	\$130.87	Professional Service Industries
Testing and Inspection	Fernway	Building	7/31/2020	9620	\$4,555.00	\$4,555.00	\$4,555.00	Professional Service Industries
Project Management Services	Fernway	Building	7/31/2020	9620	\$14,976.50	\$14,976.50	\$14,976.50	Cleora Management
Fernway Building Renovation	Fernway	Building	7/31/2020	9620	\$903,410.70	\$903,410.70	\$903,410.70	Gilbane Building Company
Fernway Building Renovation	Fernway	Building	7/31/2020	9620	\$10,394.19	\$10,394.19	\$10,394.19	Van Auken Akins Architects LLC
Fernway Building Enhancements	Fernway	Building	7/31/2020	9620	\$2,764.00	\$2,764.00	\$2,764.00	Van Auken Akins Architects LLC
Project Management Services	Fernway	Building	8/31/2020	9620	\$14,414.12	\$14,414.12	\$14,414.12	Cleora Management
Fernway Building Renovation	Fernway	Building	8/31/2020	9620	\$462,039.29	\$462,039.29	\$462,039.29	Gilbane Building Company
Fernway Building Renovation	Fernway	Building	8/31/2020	9620	\$9,960.62	\$9,960.62	\$9,960.62	Van Auken Akins Architects LLC
Fernway Building Enhancements	Fernway	Building	8/31/2020	9620	\$5,791.91	\$5,791.91	\$5,791.91	Van Auken Akins Architects LLC
Fernway Building Renovation	Fernway	Building	9/30/2020	9620	\$8,654.98	\$8,654.98	\$8,654.98	Van Auken Akins Architects LLC
Project Management Services	Fernway	Building	9/30/2020	9620	\$4,479.75	\$4,479.75	\$4,479.75	Cleora Management
Testing and Inspection Refund	Fernway	Building	10/31/2020	9620	(\$2,948.00)	(\$2,948.00)	(\$2,948.00)	Professional Service Industries
Fernway Building Renovation	Fernway	Building	11/3/2020	9620	\$6,611.25	\$6,611.25	\$6,611.25	Van Auken Akins Architects LLC
Project Management Services	Fernway	Building	1/31/2021	9620	\$3,564.00	\$3,564.00	\$3,564.00	Cleora Management
Project Management Services	Fernway	Building	2/23/2021	9620	\$4,581.62	\$4,581.62	\$4,581.62	Cleora Management

**OTHER**

<b>PROJECT December 31 2018</b>	<b>BUILDING</b>	<b>Land, Building Vehicles, F&amp;E</b>	<b>CHECK DATE</b>	<b>SPECIAL COST CENTER</b>	<b>ESTIMATED COST</b>	<b>ACTUAL COST MTD</b>	<b>ACTUAL COST TO DATE</b>	<b>CONTRACTOR/ VENDOR</b>
Fernway Building Renovation	Fernway	Building	2/23/2021	9620	\$147,097.95	\$147,097.95	\$147,097.95	Gilbane Building Company
Correct Pay Apps	District	Building	2/28/2021	9400	\$539,943.34	\$539,943.34	\$539,943.34	Gilbane Building Company
Civil & Landscaping Services	Fernway	Land Imp.	4/30/2021	9620	\$1,916.00	\$1,916.00	\$1,916.00	Van Auken Akins Architects LLC
Fernway Building Renovation	Fernway	Building	5/21/2021	9620	\$93,463.07	\$93,463.07	\$93,463.07	Gilbane Building Company
Bond/FE Projects Correction	Fernway	Building	6/22/2021	9620	\$5,270.31	\$5,270.31	\$5,270.31	Van Auken Akins Architects LLC
Fernway Building Renovation	Fernway	Building	6/30/2021	9620	\$24,121.59	\$24,121.59	\$24,121.59	Gilbane Building Company
Bond Projects Adj	District	Building	6/30/2021	9620	(\$447,358.74)	(\$447,358.74)	(\$447,358.74)	Gilbane Building Company
Bond Projects Adj	District	Building	6/30/2021	9620	(\$48,385.64)	(\$48,385.64)	(\$48,385.64)	Gilbane Building Company
<b>AASL FY21 Library Grant</b>								
Library Purchases for FE	Fernway	F&E	10/30/2020	9121	\$10,213.31	\$10,213.31	\$10,213.31	Follett Library Resources
Library Purchases for FE	Fernway	F&E	11/30/2020	9121	\$2,909.59	\$2,909.59	\$2,909.59	Follett Library Resources
Library Purchases for FE	Fernway	F&E	12/31/2020	9121	\$250.52	\$250.52	\$250.52	Follett Library Resources
Library Purchases for FE	Fernway	F&E	1/15/2021	9121	\$9.75	\$9.75	\$9.75	Follett Library Resources
Library Purchases for FE	Fernway	F&E	2/19/2021	9121	\$1,485.63	\$1,485.63	\$1,485.63	Follett Library Resources
Print Purchases for FE	Fernway	F&E	3/12/2021	9121	\$2,496.25	\$2,496.25	\$2,496.25	Follett Library Resources
Print Purchases for FE	Fernway	F&E	3/16/2021	9121	\$427.05	\$427.05	\$427.05	Follett Library Resources
Print Purchases for FE	Fernway	F&E	5/17/2021	9121	\$423.60	\$423.60	\$423.60	Follett Library Resources
Print Purchases for FE	Fernway	F&E	5/21/2021	9121	\$58.26	\$58.26	\$58.26	Follett Library Resources
Print Purchases for FE	Fernway	F&E	9/30/2021	9121	\$1,413.40	\$1,413.40	\$1,413.40	Follett Library Resources
Print Purchases for FE	Fernway	F&E	12/15/2021	9121	\$312.64	\$312.64	\$312.64	Follett Library Resources
<b>Total Non-Bond - Other</b>							<b>\$31,410,791.82</b>	

T# - Vehicle Trade In Reference

**NON-BOND SOURCES  
SSF PROJECTS**

<b>PROJECT December 31 2018</b>	<b>BUILDING</b>	<b>Land, Building Vehicles, F&amp;E</b>	<b>CHECK DATE</b>	<b>SPECIAL COST CENTER</b>	<b>ESTIMATED COST</b>	<b>ACTUAL COST MTD</b>	<b>ACTUAL COST TO DATE</b>	<b>CONTRACTOR/ VENDOR</b>
<b>Peter's Garden</b>								
excavation, furnishings, irrigation & landscaping	Onaway	Land Impr	11/14/2005	9164	\$106,007.28	\$106,007.28	\$106,007.28	Vizmeg Landscape Inc.
correction to SSF share for P's Garden	Onaway	Land Impr	6/30/2006	9164	(\$702.00)	(\$702.00)	(\$702.00)	transfer to nonbond fund SCC 9150
site improvement landscaping	Onaway	Land Impr	1/13/2006	9164	\$2,685.12	\$2,685.12	\$2,685.12	Vizmeg Landscape Inc.
site improvement landscaping	Onaway	Land Impr	1/27/2006	9164	\$5,485.60	\$5,485.60	\$5,485.60	Vizmeg Landscape Inc.
<b>School Technology Projects</b>								
reimbursement for 2 projectors	District	9165	6/30/2006	9165	\$1,688.00	\$1,688.00	\$1,688.00	reimb to District (SMART Ed Serv)
reimb for installation of 2 Smart bds	High School	F&E	6/30/2006	9165	\$3,007.00	\$3,007.00	\$3,007.00	reimb to District (SMART Ed Serv)
R&W contribtn for 12 flat monitors	Fernway	F&E	6/30/2006	9165	\$1,200.00	\$1,200.00	\$1,200.00	reimb to District (Dell Comp)
R&W contribtn for TV installations	Mercer	F&E	8/26/2006	9165	\$2,800.00	\$2,800.00	\$2,800.00	reimb to District (labor costs)
partial reimbursemnt for 4 projectors*	District	F&E	6/30/2006	9165	\$1,936.00	\$1,936.00	\$1,936.00	reimbursement to District
R&W contribtn toward 4 projectors*	District	F&E	6/30/2006	9165	\$1,259.05	\$1,259.05	\$1,259.05	reimbursement to District
R&W contribtn for 22 computers*	Middle School	F&E	6/30/2006	9165	\$19,584.00	\$19,584.00	\$19,584.00	reimbursement to District
R&W contribtn for 10 computers*	Lomond	F&E	7/18/2006	9165	\$9,546.00	\$9,546.00	\$9,546.00	reimb to District (Dell Comp)
R&W contribtn for sound system	Boulevard	F&E	5/19/2007	9165	\$389.00	\$389.00	\$389.00	reimbursement to District
R&W contribtn - projector & lamp	Boulevard	F&E	5/19/2007	9165	\$789.00	\$789.00	\$789.00	reimbursement to District
R&W contribtn for sound system	Fernway	F&E	5/19/2007	9165	\$389.00	\$389.00	\$389.00	reimbursement to District
R&W contribtn-2 projectors & lamps	Fernway	F&E	5/19/2007	9165	\$2,075.09	\$2,075.09	\$2,075.09	reimbursement to District
R&W contribtn-auditorium computer	Woodbury	F&E	5/19/2007	9165	\$726.00	\$726.00	\$726.00	reimbursement to District
Computer paid by SSF	Lomond	F&E	3/15/2008	9165	\$1,025.00	\$1,025.00	\$1,025.00	Shaker Schools Foundation
Computer paid by SSF	Lomond	F&E	3/15/2008	9165	\$2,694.00	\$2,694.00	\$2,694.00	Shaker Schools Foundation
construction documents-auditorium	Woodbury	Building	7/31/2006	9162	\$927.05	\$927.05	\$927.05	City Architecture
construction documents-auditorium	Woodbury	Building	12/20/2006	9162	\$1,414.73	\$1,414.73	\$1,414.73	City Architecture
Computer and Sound Equipment	District	F&E	10/31/2008	9167	\$26,278.98	\$26,278.98	\$26,278.98	Simon Technology Solutions
Sound System for Choir Room	High School	F&E	11/26/2008	9167	\$2,340.00	\$2,340.00	\$2,340.00	Sound Solutions
Installation labor	Onaway	F&E	1/9/2009	9167	\$1,057.50	\$1,057.50	\$1,057.50	Simon Technology Solutions
Installation labor	Boulevard	F&E	1/9/2009	9167	\$1,527.50	\$1,527.50	\$1,527.50	Simon Technology Solutions
Computer and Sound Equipment	District	F&E	3/6/2009	9167	\$46,360.61	\$46,360.61	\$46,360.61	Smart Ed. Services
Adjust coding - SmartBoard/Projector	District	F&E	4/29/2009	9167	\$4,658.00	\$4,658.00	\$4,658.00	Transfer from Technology
Adjust coding - Camera	District	F&E	4/29/2009	9167	\$636.00	\$636.00	\$636.00	Transfer from Technology
Distance learning equipment	District	F&E	7/24/2009	9167	\$3,003.48	\$3,003.48	\$3,003.48	Wide Area Media
Smartboards-ME, WO	District	F&E	5/28/2010	9167	\$6,265.00	\$6,265.00	\$6,265.00	Smart Ed. Services
Lecture Podium and Flag Poles	District	F&E	6/30/2010	9165	\$1,055.00	\$1,055.00	\$1,055.00	Shaker Schools Foundation
Smartboards-BO	Boulevard	F&E	8/5/2010	9167	\$7,589.00	\$7,589.00	\$7,589.00	Smart Ed. Services
Havorka-Laptop	District	F&E	9/30/2010	9165	\$1,200.00	\$1,200.00	\$1,200.00	Shaker Schools Foundation
Netbooks-MS	Middle School	F&E	9/30/2010	9167	\$1,055.70	\$1,055.70	\$1,055.70	Shaker Schools Foundation
Smartboards	District	F&E	9/30/2010	9167	\$18,180.00	\$18,180.00	\$18,180.00	Shaker Schools Foundation
Smartboards-ON	Onaway	F&E	9/30/2010	9167	\$3,134.00	\$3,134.00	\$3,134.00	Shaker Schools Foundation
Adjust Coding-Sound System	Onaway	F&E	6/6/2011	9167	\$1,588.00	\$1,588.00	\$1,588.00	Transfer from Technology
Adjust Coding-Poster Printer	Boulevard	F&E	6/6/2011	9167	\$1,682.50	\$1,682.50	\$1,682.50	Transfer from Technology
Adjust Coding-Small Aud Projector	High School	F&E	6/20/2011	9167	\$6,934.00	\$6,934.00	\$6,934.00	Transfer from Technology
Adjust Coding-Phys Ed Projector	Middle School	F&E	6/20/2011	9167	\$640.00	\$640.00	\$640.00	Transfer from Technology

Lar



# SSF PROJECTS

PROJECT December 31 2018	BUILDING	Land, Building Vehicles, F&E	CHECK DATE	SPECIAL COST CENTER	ESTIMATED COST	ACTUAL COST MTD	ACTUAL COST TO DATE	CONTRACTOR/ VENDOR
Smartboard and Installation	Woodbury	F&E	8/30/2011	9167	\$9,500.00	\$9,500.00	\$9,500.00	Smart Ed. Services
Adjust Coding-Smartboard	High School	F&E	8/31/2011	9167	\$1,649.00	\$1,649.00	\$1,649.00	Transfer from Technology
Adjust Coding-Dell Netbook	High School	F&E	8/31/2011	9167	\$5,195.25	\$5,195.25	\$5,195.25	Transfer from Technology
Adjust Coding-Smartboards	District	F&E	10/31/2011	9167	\$24,308.00	\$24,308.00	\$24,308.00	Transfer from Technology
Adjust Coding-Dell Computers	District	F&E	10/31/2011	9167	\$9,350.00	\$9,350.00	\$9,350.00	Transfer from Technology
Laptop Cart	Middle School	F&E	10/27/2011	9167	\$1,201.20	\$1,201.20	\$1,201.20	Spectrum Industries
Smartboard and Installation	Middle School	F&E	11/11/2011	9167	\$1,802.00	\$1,802.00	\$1,802.00	Smart Ed. Services
Dell Laptop	Middle School	F&E	11/17/2011	9167	\$3,450.00	\$3,450.00	\$3,450.00	Dell Computer
Smartboards and Installation	Fernway	F&E	4/30/2012	9167	\$8,625.00	\$8,625.00	\$8,625.00	Dell Computer
Portable Document Camera	District	F&E	5/4/2012	9167	\$579.00	\$579.00	\$579.00	Easy Graphics Corp.
iPads and AppleCare	District	F&E	6/8/2012	9167	\$1,143.99	\$1,143.99	\$1,143.99	Apple Inc.
iPad and AppleCare	Middle School	F&E	7/11/2012	9167	\$598.00	\$598.00	\$598.00	Apple Inc.
AverVision Document Camera	Onaway	F&E	9/13/2012	9167	\$1,757.00	\$1,757.00	\$1,757.00	Easy Graphics Corp.
Smartboard and Installation	Middle School	F&E	9/20/2012	9167	\$3,586.00	\$3,586.00	\$3,586.00	Smart Ed. Services
Document Camera	Mercer	F&E	10/25/2012	9167	\$1,096.00	\$1,096.00	\$1,096.00	Easy Graphics Corp.
Smartboards and Installation	District	F&E	11/15/2012	9167	\$16,476.00	\$16,476.00	\$16,476.00	Smart Ed. Services
Turning Point NXT 26	Woodbury	F&E	11/29/2012	9167	\$8,586.95	\$8,586.95	\$8,586.95	Easy Graphics Corp.
Document Camera	Mercer	F&E	12/27/2012	9167	\$1,645.00	\$1,645.00	\$1,645.00	Easy Graphics Corp.
OptiPlex 790 Desktop PC	Boulevard	F&E	1/18/2013	9167	\$11,763.75	\$11,763.75	\$11,763.75	Dell Computer
Document Camera	Mercer	F&E	2/21/2013	9167	\$1,645.00	\$1,645.00	\$1,645.00	Easy Graphics Corp.
Document Camera	Mercer	F&E	3/28/2013	9167	\$552.00	\$552.00	\$552.00	Easy Graphics Corp.
Document Camera	High School	F&E	4/30/2013	9167	\$1,257.52	\$1,257.52	\$1,257.52	CDW*Government
Photoshop License	District	F&E	4/11/2013	9167	\$320.02	\$320.02	\$320.02	CDW*Government
Electronic Equipment	District	F&E	5/31/2013	9167	\$7,372.00	\$7,372.00	\$7,372.00	Schoolhouse Electronics, LLC
Document Camera	Mercer	F&E	7/31/2013	9167	\$1,674.00	\$1,674.00	\$1,674.00	Easy Graphics Corp.
License & Development Plan	Woodbury	F&E	8/22/2013	9167	\$2,715.00	\$2,715.00	\$2,715.00	Easy Graphics Corp.
Turning Point Set & Doc Camera	District	F&E	9/19/2013	9167	\$7,359.20	\$7,359.20	\$7,359.20	Easy Graphics Corp.
Smartboards	Middle School	F&E	9/19/2013	9167	\$7,945.00	\$7,945.00	\$7,945.00	Tierney Brothers, Inc
Document Camera	Onaway	F&E	9/26/2013	9167	\$1,178.00	\$1,178.00	\$1,178.00	Easy Graphics Corp.
Adjust Coding-Artboards	District	F&E	9/22/2013	9167	\$3,618.77	\$3,618.77	\$3,618.77	Transfer from Technology
Smartboard Installation	Middle School	F&E	10/9/2013	9167	\$1,610.00	\$1,610.00	\$1,610.00	Tierney Brothers, Inc
Document Camera	Onaway	F&E	11/8/2013	9167	\$579.00	\$579.00	\$579.00	Easy Graphics Corp.
Document Camera	Onaway	F&E	11/14/2013	9167	\$594.00	\$594.00	\$594.00	Easy Graphics Corp.
3D Printer	High School	F&E	11/14/2013	9167	\$2,627.19	\$2,627.19	\$2,627.19	Makerbot Industries
Hardware Support	Woodbury	F&E	12/19/2013	9167	\$1,275.00	\$1,275.00	\$1,275.00	CDW*Government
Document Camera	Onaway	F&E	12/31/2013	9167	\$1,181.50	\$1,181.50	\$1,181.50	Easy Graphics Corp.
Laptop Cart	Woodbury	F&E	12/13/2013	9167	\$9,190.79	\$9,190.79	\$9,190.79	CDW*Government
Electronic Equipment	Middle School	F&E	12/13/2013	9167	\$2,580.00	\$2,580.00	\$2,580.00	Schoolhouse Electronics, LLC
Digital Camera	Mercer	F&E	1/24/2014	9167	\$273.95	\$273.95	\$273.95	Amazon.com
Smartboard and Installation	High School	F&E	1/17/2014	9167	\$1,821.00	\$1,821.00	\$1,821.00	Tierney Brothers, Inc
HP Care Pack Hardware Support	Mercer	F&E	6/30/2014	9167	\$2,669.05	\$2,669.05	\$2,669.05	CDW*Government
Computer Equipment & Warranty	Fernway	F&E	7/31/2014	9167	\$11,925.44	\$11,925.44	\$11,925.44	CDW*Government
iPad Mini and AppleCare	Onaway	F&E	11/20/2014	9167	\$2,868.00	\$2,868.00	\$2,868.00	Apple Inc.
Document Cameras	Onaway	F&E	12/11/2014	9167	\$1,194.00	\$1,194.00	\$1,194.00	Easy Graphics Corp.
Smartboards and Service	Woodbury	F&E	12/29/2014	9167	\$4,198.50	\$4,198.50	\$4,198.50	Tierney Brothers, Inc

# SSF PROJECTS

PROJECT December 31 2018	BUILDING	Land, Building Vehicles, F&E	CHECK DATE	SPECIAL COST CENTER	ESTIMATED COST	ACTUAL COST MTD	ACTUAL COST TO DATE	CONTRACTOR/ VENDOR
Smartboards	Mercer	F&E	1/22/2015	9167	\$2,198.00	\$2,198.00	\$2,198.00	Tierney Brothers, Inc
Smartboard Mount	Mercer	F&E	2/23/2015	9167	\$349.00	\$349.00	\$349.00	Tierney Brothers, Inc
Smartboard Mount and Service	Mercer	F&E	4/16/2015	9167	\$760.00	\$760.00	\$760.00	Tierney Brothers, Inc
Document Camera	Middle School	F&E	5/21/2015	9167	\$2,725.00	\$2,725.00	\$2,725.00	Easy Graphics Corp.
Digital Cameras and Flash Drives	Lomond	F&E	10/10/2015	9167	\$2,439.60	\$2,439.60	\$2,439.60	Amazon.com
Document Cameras	District	F&E	11/30/2015	9167	\$842.00	\$842.00	\$842.00	Easy Graphics Corp.
Projector, equipment & installation	Onaway	F&E	12/10/2015	9167	\$2,855.17	\$2,855.17	\$2,855.17	Tierney Brothers, Inc
Chromebooks	District	F&E	4/30/2016	9167	\$65,044.00	\$65,044.00	\$65,044.00	CDW*Government
Chromebooks	District	F&E	6/30/2016	9167	\$8,999.98	\$8,999.98	\$8,999.98	CDI Computer Dealers Inc
Charging Station	Boulevard	F&E	9/15/2016	9167	\$1,639.62	\$1,639.62	\$1,639.62	School Outfitters
Chromebooks	District	F&E	11/10/2016	9167	\$23,340.04	\$23,340.04	\$23,340.04	CDI Computer Dealers Inc
Smartboard and mount	Mercer	F&E	11/10/2016	9167	\$538.00	\$538.00	\$538.00	Tierney Brothers, Inc
Sound System	Woodbury	F&E	12/8/2016	9167	\$2,198.00	\$2,198.00	\$2,198.00	Tierney Brothers, Inc
Smartboard	Mercer	F&E	12/8/2016	9167	\$1,479.00	\$1,479.00	\$1,479.00	Tierney Brothers, Inc
Software Licenses	Mercer	F&E	2/28/2017	9167	\$989.55	\$989.55	\$989.55	Learning A-Z
Pugmill-Clay Machine	Woodbury	F&E	5/4/2017	9167	\$4,499.00	\$4,499.00	\$4,499.00	Sheffield Pottery
Zing Laser Cutter	Middle School	F&E	6/29/2017	9167	\$3,563.72	\$3,563.72	\$3,563.72	Buckeye Educational Systems
Correction of prior period expense		F&E	12/31/2017	9165	\$94,742.74	\$94,742.74	\$94,742.74	Move exp from SCC 9150
Correction of prior period expense		F&E	12/31/2017	9167	\$33,244.34	\$33,244.34	\$33,244.34	Move exp from SCC 9150
iPad cases for HS Music	High School	F&E	3/10/2018	9167	\$161.92	\$161.92	\$161.92	Amazon.com
iPad and AppleCare	High School	F&E	4/13/2018	9167	\$1,194.00	\$1,194.00	\$1,194.00	Apple Inc.
iPad reimbursement	Boulevard	F&E	5/11/2018	9167	(\$135.00)	(\$135.00)	(\$135.00)	SSF Grant
iPad and AppleCare	Boulevard	F&E	6/12/2018	9167	\$378.00	\$378.00	\$378.00	Apple Inc.
Newsela Subscription	Woodbury	F&E	11/29/2018	9167	\$3,000.00	\$3,000.00	\$3,000.00	Newsela, Inc
Computer for Art Room	High School	F&E	1/11/2019	9167	\$1,185.97	\$1,185.97	\$1,185.97	Dell Computer
Cables for Art Room Computer	High School	F&E	1/17/2019	9167	\$874.21	\$874.21	\$874.21	Cable Communications
Read & Write Subscription	District	F&E	2/28/2019	9167	\$12,176.80	\$12,176.80	\$12,176.80	Textheld, Inc.
OptiPlex Desktop Computers	High School	F&E	7/31/2019	9167	\$2,000.57	\$2,000.57	\$2,000.57	Dell Computer
eSports Club Equipment	High School	F&E	9/10/2019	9167	\$844.88	\$844.88	\$844.88	Microcenter
eSports Club Equipment	High School	F&E	10/10/2019	9167	\$466.97	\$466.97	\$466.97	Amazon.com
3D Printer	High School	F&E	11/30/2019	9167	\$5,001.26	\$5,001.26	\$5,001.26	Form Labs, Inc
3D Printer Software	High School	F&E	12/10/2019	9167	\$585.00	\$585.00	\$585.00	Robert McNeel & Associates
Art iPads	High School	F&E	12/10/2019	9167	\$2,438.94	\$2,438.94	\$2,438.94	Amazon.com
SAM labs	Mercer	F&E	2/28/2020	9167	\$3,798.00	\$3,798.00	\$3,798.00	SAM labs Inc.
iPod Touch & Appicare	Woodbury	F&E	2/28/2020	9167	\$3,870.00	\$3,870.00	\$3,870.00	Apple Inc.
iPad cases	Woodbury	F&E	3/31/2020	9167	\$134.70	\$134.70	\$134.70	Apple Inc.
Dell Laptop	High School	F&E	3/31/2020	9167	\$36,118.00	\$36,118.00	\$36,118.00	Dell Computer
Hot Spot-COVID-19	District	F&E	6/30/2020	9167	\$20,755.00	\$20,755.00	\$20,755.00	Sprint
Dell Laptop-Reclassify	High School	F&E	6/30/2020	9167	(\$36,118.00)	(\$36,118.00)	(\$36,118.00)	Dell Computer
Appicare for schools	District	F&E	11/30/2020	9167	\$545.00	\$545.00	\$545.00	Apple Inc.
iPad cases	High School	F&E	12/30/2020	9167	\$384.55	\$384.55	\$384.55	Amazon.com
iPads	High School	F&E	1/15/2021	9167	\$1,995.00	\$1,995.00	\$1,995.00	Apple Inc.
HS Weight Room Equipment	High School	F&E	4/30/2021	9167	\$2,208.00	\$2,208.00	\$2,208.00	Dynamic Fitness & Strength LLC
iMac's & iPads	High School	F&E	8/31/2021	9167	\$5,251.00	\$5,251.00	\$5,251.00	Apple Inc.
Dash Robots-Design lab	Lomond	F&E	11/10/2021	9167	\$3,599.76	\$3,599.76	\$3,599.76	Wonder Workshop

# SSF PROJECTS

PROJECT December 31 2018	BUILDING	Land, Building Vehicles, F&E	CHECK DATE	SPECIAL COST CENTER	ESTIMATED COST	ACTUAL COST MTD	ACTUAL COST TO DATE	CONTRACTOR/ VENDOR
Design Lab	Lomond	F&E	11/10/2021	9167	\$2,499.00	\$2,499.00	\$2,499.00	Tangible Play
iPad Case-Design Lab	Boulevard	F&E	11/30/2021	9167	\$309.50	\$309.50	\$309.50	UZBL
Techtub-Design lab	Boulevard	F&E	11/30/2021	9167	\$345.00	\$345.00	\$345.00	Tierney Brothers, Inc
Design Lab / STEM Kits	Boulevard	F&E	11/30/2021	9167	\$139.99	\$139.99	\$139.99	Amazon.com
Design Lab / STEM Kits	Boulevard	F&E	11/30/2021	9167	\$536.65	\$536.65	\$536.65	Elenco Electronics
Design Lab / STEM Kits	Boulevard	F&E	11/30/2021	9167	\$708.01	\$708.01	\$708.01	Makey Makey
Design Lab / STEM Kits	Boulevard	F&E	11/30/2021	9167	\$3,160.00	\$3,160.00	\$3,160.00	Strawbees STEAM
Design Lab	Lomond	F&E	12/10/2021	9167	\$1,509.00	\$1,509.00	\$1,509.00	CDW
iPad Apps	Lomond	F&E	12/29/2021	9167	\$49.80	\$49.80	\$49.80	American Express
Lego Edu / Design Lab	Boulevard	F&E	12/29/2021	9167	\$1,099.80	\$1,099.80	\$1,099.80	American Express
Design Lab	Lomond	F&E	12/10/2021	9167	\$6,310.40	\$6,310.40	\$6,310.40	Tierney Brothers, Inc
Design Lab	Boulevard	F&E	12/10/2021	9167	\$6,310.38	\$6,310.38	\$6,310.38	Tierney Brothers, Inc
iPads / Design Lab	Boulevard	F&E	12/31/2021	9167	\$4,030.00	\$4,030.00	\$4,030.00	Apple Inc.
iPads / Design Lab	Lomond	F&E	12/31/2021	9167	\$6,070.00	\$6,070.00	\$6,070.00	Apple Inc.
iPad Cases	Boulevard	F&E	1/24/2022	9167	\$39.95	\$39.95	\$39.95	Amazon.com
Design Lab	Lomond	F&E	1/28/2022	9167	\$164.85	\$164.85	\$164.85	Microcenter
Design Lab	Lomond	F&E	1/31/2022	9167	(\$21,482.80)	(\$21,482.80)	(\$21,482.80)	SSF Grant
Design Lab	Boulevard	F&E	1/31/2022	9167	(\$14,570.59)	(\$14,570.59)	(\$14,570.59)	SSF Grant
Design Lab	Woodbury	F&E	3/29/2022	9167	\$5,916.02	\$5,916.02	\$5,916.02	Tierney Brothers, Inc
iPads / Design Lab	Fernway	F&E	5/20/2022	9167	\$8,370.00	\$8,370.00	\$8,370.00	Apple Inc.
Repair Tool Kit	High School	F&E	6/30/2022	9167	\$49.98	\$49.98	\$49.98	MicroCenter
iPads / Design Lab	Fernway	F&E	11/30/2022	9167	\$172.00	\$172.00	\$172.00	Apple Inc.
<b>SSF Tech-Shaker's First Class</b>								
iPads and AppleCare	District	F&E	5/20/2016	9165	\$13,460.00	\$13,460.00	\$13,460.00	Apple Inc.
iPad charging dock	District	F&E	6/20/2016	9165	\$1,203.28	\$1,203.28	\$1,203.28	CDW*Government
iPad cases	District	F&E	6/23/2016	9165	\$1,009.80	\$1,009.80	\$1,009.80	CDW*Government
Document Cameras	District	F&E	6/23/2016	9165	\$563.00	\$563.00	\$563.00	Easy Graphics Corp.
Books	District	F&E	8/25/2016	9165	\$333.98	\$333.98	\$333.98	Lakeshore Learning Materials
Books	District	F&E	9/15/2016	9165	\$132.30	\$132.30	\$132.30	DEMCO
Books	District	F&E	9/9/2016	9165	\$354.90	\$354.90	\$354.90	The Library Store, Inc
<b>High School Large Auditorium</b>								
SSF share of total cost	High School	Building	2/29/2008	9166	\$800,000.00	\$800,000.00	\$800,000.00	Shaker Schools Foundation
SSF share of total cost	High School	Building	7/31/2008	9166	\$70,000.00	\$70,000.00	\$70,000.00	Shaker Schools Foundation
SSF share of total cost	High School	Building	6/30/2010	9166	\$100,000.00	\$100,000.00	\$100,000.00	Shaker Schools Foundation
SSF share of total cost	High School	Building	3/31/2012	9166	\$68,125.30	\$68,125.30	\$68,125.30	SSF (10/31/2009)
<b>Craig Stout Technology Projects</b>								
Computer and Sound Equipment	Library	F&E	9/11/2008	9168	\$15,591.00	\$15,591.00	\$15,591.00	Easy Graphics Corp.
Document Cameras	District	F&E	11/25/2008	9168	\$2,661.08	\$2,661.08	\$2,661.08	CDW*Government Inc
Computer and Sound Equipment	District	F&E	3/6/2009	9168	\$74,777.07	\$74,777.07	\$74,777.07	Smart Ed. Services
Turning Point-Receiver, Case, Card	District	F&E	12/15/2011	9168	\$642.00	\$642.00	\$642.00	Easy Graphics Corp.
eInstruction Mobi System	High School	F&E	1/19/2012	9168	\$1,398.00	\$1,398.00	\$1,398.00	CIM Technology Solutions
Kindles**	District	F&E	12/9/2011	9168	\$594.00	\$594.00	\$594.00	Corr. Posting-From Fund 001 Tech.
Distribution of Posting**	District	F&E	3/6/2009	9168	\$3,873.00	\$3,873.00	\$3,873.00	Corr. Posting-From Fund 001 Tech.
Distribution of Posting**	District	F&E	5/22/2009	9168	\$5,097.85	\$5,097.85	\$5,097.85	Corr. Posting-From Fund 001 Tech.

## SSF PROJECTS

PROJECT December 31 2018	BUILDING	Land, Building Vehicles, F&E	CHECK DATE	SPECIAL COST CENTER	ESTIMATED COST	ACTUAL COST MTD	ACTUAL COST TO DATE	CONTRACTOR/ VENDOR
<b>High School Planetarium Project</b>								
Planetarium Projection System	High School	F&E	6/27/2013	9164	\$86,572.50	\$86,572.50	\$86,572.50	Spitz, Inc.
Planetarium Projection System	High School	F&E	10/31/2013	9164	\$58,872.50	\$58,872.50	\$58,872.50	Spitz, Inc.
Planetarium Projection System	High School	F&E	10/31/2013	9167	\$6,000.00	\$6,000.00	\$6,000.00	Spitz, Inc.
Planetarium Projection System	High School	F&E	4/30/2014	9164	\$4,555.00	\$4,555.00	\$4,555.00	Corr. Posting-From 004-9150
<b>HS Weight Room</b>								
HS Weight Room Equipment	High School	F&E	2/22/2021	9165	\$131,416.67	\$131,416.67	\$131,416.67	Dynamic Fitness & Strength LLC
HS Weight Room Equipment Freight	High School	F&E	7/30/2021	9165	\$233.56	\$233.56	\$233.56	Fed Ex
HS Weight Room Equipment	High School	F&E	11/30/2021	9165	\$60,366.44	\$60,366.44	\$60,366.44	Dynamic Fitness & Strength LLC
<b>WO Sublimation Printer</b>								
Sublimation Printer	Woodbury	F&E	9/30/2021	9165	\$2,454.64	\$2,454.64	\$2,454.64	Conde Systems
Poster Maker & Kit	Woodbury	F&E	6/30/2022	9165	\$5,378.17	\$5,378.17	\$5,378.17	Bright White Paper
<b>IC Digital Design lab &amp; Studio</b>								
Mobile Digital Design Lab	IC	F&E	3/24/2022	9165	\$9,356.92	\$9,356.92	\$9,356.92	B&H Photo
Podcasting Studio Supplies	IC	F&E	3/24/2022	9165	\$3,178.26	\$3,178.26	\$3,178.26	B&H Photo
Podcasting Studio Supplies	IC	F&E	4/19/2022	9165	\$162.00	\$162.00	\$162.00	Guitar Center
Podcasting Studio Supplies	IC	F&E	4/28/2022	9165	\$4,581.20	\$4,581.20	\$4,581.20	Guitar Center
Podcasting Studio Supplies	IC	F&E	4/30/2022	9165	\$238.96	\$238.96	\$238.96	Guitar Center
Podcasting Studio Supplies	IC	F&E	5/31/2022	9165	\$3,616.33	\$3,616.33	\$3,616.33	B&H Photo
Podcasting Studio Supplies	IC	F&E	6/30/2022	9165	(\$478.60)	(\$478.60)	(\$478.60)	Exp to Fund 001
<b>Personalized Learning Center Donor Support</b>								
Laptops and Projectors	PLC	F&E	6/26/2014	9315	\$3,232.93	\$3,232.93	\$3,232.93	CDW*Government
Equipment Cart and marker Board	PLC	F&E	6/26/2014	9315	\$973.28	\$973.28	\$973.28	DEMCO, Inc.
Telephones, Licenses & Equipment	PLC	F&E	6/26/2014	9315	\$9,091.00	\$9,091.00	\$9,091.00	Information Systems Integration
Computer Equipment	PLC	F&E	7/10/2014	9315	\$2,568.85	\$2,568.85	\$2,568.85	Various online stores
iPad	PLC	F&E	7/18/2014	9315	\$4,580.00	\$4,580.00	\$4,580.00	Apple Store
Computer Equipment & Service	PLC	F&E	8/22/2014	9315	\$23,629.49	\$23,629.49	\$23,629.49	CDW*Government
Furniture	PLC	F&E	8/31/2014	9315	\$36,547.91	\$36,547.91	\$36,547.91	Ohio Desk
Projection Screen Wall Brackets	PLC	F&E	8/10/2014	9315	\$24.06	\$24.06	\$24.06	CDW*Government
Flat Screen TV and Mount	PLC	F&E	8/10/2014	9315	\$939.58	\$939.58	\$939.58	Best Buy
Backpacks for IC students	PLC	F&E	9/10/2014	9315	\$900.00	\$900.00	\$900.00	Bags in Bulk
Smartboard	PLC	F&E	9/26/2014	9315	\$3,001.00	\$3,001.00	\$3,001.00	Tierney Brothers, Inc
Office Chairs	PLC	F&E	9/26/2014	9315	\$312.00	\$312.00	\$312.00	Independence Business Supply
Bronze Plaques	PLC	F&E	9/26/2014	9315	\$5,430.00	\$5,430.00	\$5,430.00	Carrollgraphics
Cable infrastructure and equipment	PLC	F&E	9/26/2014	9315	\$10,539.09	\$10,539.09	\$10,539.09	Cable Communications
Architectural Services	PLC	F&E	9/16/2014	9315	\$15,556.75	\$15,556.75	\$15,556.75	Neville Architects
Tables and Chairs	PLC	F&E	9/16/2014	9315	\$11,495.00	\$11,495.00	\$11,495.00	Contract Source Inc
Signage	PLC	F&E	10/9/2014	9315	\$206.00	\$206.00	\$206.00	Carrollgraphics
Desktop Computers	PLC	F&E	10/16/2014	9315	\$3,858.35	\$3,858.35	\$3,858.35	Chicago Micro
Tables and Chairs	PLC	F&E	10/30/2014	9315	\$2,489.54	\$2,489.54	\$2,489.54	Ohio Desk
Storage Cabinets	PLC	F&E	10/10/2014	9315	\$625.15	\$625.15	\$625.15	Independence Business Supply
Bulletin Boards	PLC	F&E	10/10/2014	9315	\$291.87	\$291.87	\$291.87	Independence Business Supply



## SSF PROJECTS

PROJECT December 31 2018	BUILDING	Land, Building Vehicles, F&E	CHECK DATE	SPECIAL COST CENTER	ESTIMATED COST	ACTUAL COST MTD	ACTUAL COST TO DATE	CONTRACTOR/ VENDOR
Headphones	PLC	F&E	10/29/2014	9315	\$490.80	\$490.80	\$490.80	CDW*Government
Tables	PLC	F&E	11/6/2014	9315	\$1,818.88	\$1,818.88	\$1,818.88	Ohio Desk
Chair	PLC	F&E	11/20/2014	9315	\$312.00	\$312.00	\$312.00	Independence Business Supply
Display Integration Services	PLC	F&E	11/20/2014	9315	\$894.94	\$894.94	\$894.94	Tierney Brothers, Inc
Table	PLC	F&E	11/30/2014	9315	\$548.50	\$548.50	\$548.50	Ohio Desk
Folding Tables	PLC	F&E	12/18/2014	9315	\$496.16	\$496.16	\$496.16	Ohio Desk
File drawers	PLC	F&E	12/10/2014	9315	\$275.97	\$275.97	\$275.97	Independence Business Supply
Architectural Services	PLC	F&E	12/29/2014	9315	\$20,439.60	\$20,439.60	\$20,439.60	Neville Architects
Smartboard Warranty	PLC	F&E	1/22/2015	9315	\$69.00	\$69.00	\$69.00	Tierney Brothers, Inc
Cable infrastructure and equipment	PLC	F&E	5/31/2015	9315	(\$10,539.09)	(\$10,539.09)	(\$10,539.09)	Cable Communications
Desktop Computers	PLC	F&E	5/31/2015	9315	(\$3,858.35)	(\$3,858.35)	(\$3,858.35)	Chicago Micro
Architectural Services	PLC	F&E	5/31/2015	9315	(\$15,556.75)	(\$15,556.75)	(\$15,556.75)	Neville Architects
Architectural Services	PLC	F&E	5/31/2015	9315	(\$20,439.60)	(\$20,439.60)	(\$20,439.60)	Neville Architects
Overage on furniture	PLC	F&E	5/31/2015	9315	(\$2,343.91)	(\$2,343.91)	(\$2,343.91)	Various
Architectural Services	PLC	F&E	8/21/2015	9315	\$1,647.50	\$1,647.50	\$1,647.50	Neville Architects
Architectural Services	PLC	F&E	8/21/2015	9315	(\$1,647.50)	(\$1,647.50)	(\$1,647.50)	Neville Architects
<b>General Projects</b>								
Reading Books	District	F&E	6/8/2012	9182	\$975.22	\$975.22	\$975.22	Scholastic Magazines
<b>Total SSF Projects</b>							<b>\$2,475,740.82</b>	

\* expense reclassified to Bond Fund from General Fund in Jan '07

\*\* expense reclassified to SCC 9168 from General Fund in June '12

**FY2018 BOND ISSUE**

<b>PROJECT</b>	<b>BUILDING</b>	<b>Land Impr., Building, Vehicles, F&amp;E</b>	<b>CHECK DATE</b>	<b>SPECIAL COST CENTER</b>	<b>ESTIMATED COST</b>	<b>ACTUAL COST MTD</b>	<b>ACTUAL COST TO DATE</b>	<b>CONTRACTOR/ VENDOR</b>
<b><u>FY18 Bond \$20.1 MM - SCC 9400</u></b>								
ON & HS Parking Lots	District	Land Impr.	2/16/2018	9400	\$7,643.80	\$7,643.80	\$7,643.80	Van Auken Akins Architects LLC
Professional Design Services	District	Building	3/12/2018	9400	\$210,273.14	\$210,273.14	\$210,273.14	Legat Architects, Inc
Onaway Parking Lot	Onaway	Land Impr.	4/12/2018	9400	\$21,676.55	\$21,676.55	\$21,676.55	Van Auken Akins Architects LLC
High School South Parking Lot	High School	Land Impr.	4/12/2018	9400	\$10,397.60	\$10,397.60	\$10,397.60	Van Auken Akins Architects LLC
High School Boiler	High School	F&E	4/30/2018	9400	\$92,976.80	\$92,976.80	\$92,976.80	DB Johnson Company
Elevator Renovation	High School	F&E	5/11/2018	9400	\$80,940.00	\$80,940.00	\$80,940.00	Lakeland Management Systems Inc
High School Parking Lot	High School	Land Impr.	5/11/2018	9400	\$3,083.08	\$3,083.08	\$3,083.08	Van Auken Akins Architects LLC
Onaway Parking Lot	Onaway	Land Impr.	5/11/2018	9400	\$8,475.81	\$8,475.81	\$8,475.81	Van Auken Akins Architects LLC
Construction Site Stormwater Permit	Onaway	Land Impr.	5/17/2018	9400	\$200.00	\$200.00	\$200.00	Treasurer, State of Ohio (Ohio EPA)
Facilities Improvement	District	Building	6/7/2018	9400	\$70,949.51	\$70,949.51	\$70,949.51	Legat Architects, Inc
Facilities Improvement	District	Building	6/14/2018	9400	\$70,337.52	\$70,337.52	\$70,337.52	Legat Architects, Inc
Elevator Modification	High School	F&E	6/28/2018	9400	\$45,080.00	\$45,080.00	\$45,080.00	Lakeland Management Systems Inc
High School Parking Lot	High School	Land Impr.	6/28/2018	9400	\$1,890.00	\$1,890.00	\$1,890.00	Van Auken Akins Architects LLC
Onaway Parking Lot	Onaway	Land Impr.	6/28/2018	9400	\$2,482.75	\$2,482.75	\$2,482.75	Van Auken Akins Architects LLC
High School Boiler	High School	F&E	6/28/2018	9400	\$146,106.40	\$146,106.40	\$146,106.40	DB Johnson Company
High School Parking Lot	High School	Land Impr.	6/30/2018	9400	\$2,663.63	\$2,663.63	\$2,663.63	Van Auken Akins Architects LLC
BO Security Upgrades	Boulevard	F&E	7/24/2018	9400	\$42,250.31	\$42,250.31	\$42,250.31	Bailey Communications, Inc.
HS Security Upgrades	High School	F&E	7/24/2018	9400	\$42,250.32	\$42,250.32	\$42,250.32	Bailey Communications, Inc.
HS Foundation & Wall Repair	High School	Building	7/24/2018	9400	\$71,691.00	\$71,691.00	\$71,691.00	Lakeland Management Systems Inc
ON Foundation & Wall Repair	Onaway	Building	7/24/2018	9400	\$36,753.00	\$36,753.00	\$36,753.00	Lakeland Management Systems Inc
ME Renovation of Classroom Space	Mercer	Building	7/24/2018	9400	\$43,440.00	\$43,440.00	\$43,440.00	Lakeland Management Systems Inc
Elevator Modification	High School	F&E	7/24/2018	9400	\$40,963.00	\$40,963.00	\$40,963.00	Lakeland Management Systems Inc
Pilot Classroom Renovations	District	F&E	7/24/2018	9400	\$67,609.70	\$67,609.70	\$67,609.70	Sterling Professional Group
High School Parking Lot Improvements	High School	Land Impr.	7/31/2018	9400	\$88,780.00	\$88,780.00	\$88,780.00	Chagrin Valley Paving
Onaway Parking Lot	Onaway	Land Impr.	7/31/2018	9400	\$64,814.00	\$64,814.00	\$64,814.00	Chagrin Valley Paving
Professional Design Services	District	Building	7/31/2018	9400	\$10,699.80	\$10,699.80	\$10,699.80	Legat Architects, Inc
Onaway Parking Lot	Onaway	Land Impr.	7/31/2018	9400	\$4,157.19	\$4,157.19	\$4,157.19	Van Auken Akins Architects LLC
Woodbury Elementary Roof Replacement	Woodbury	Building	8/8/2018	9400	\$271,637.68	\$271,637.68	\$271,637.68	Garland/DBS, Inc.
Onaway Elementary School Roof	Onaway	Building	8/8/2018	9400	\$52,029.60	\$52,029.60	\$52,029.60	Garland/DBS, Inc.
High School Parking Lot	High School	Land Impr.	8/8/2018	9400	\$85,272.24	\$85,272.24	\$85,272.24	Chagrin Valley Paving
Onaway Parking Lot	Onaway	Land Impr.	8/8/2018	9400	\$296,588.95	\$296,588.95	\$296,588.95	Chagrin Valley Paving
High School Water Line	High School	Land Impr.	8/8/2018	9400	\$33,869.70	\$33,869.70	\$33,869.70	Chagrin Valley Paving
Onaway Sidewalk and Curb	Onaway	Land Impr.	8/8/2018	9400	\$2,839.42	\$2,839.42	\$2,839.42	Chagrin Valley Paving
High School Parking Lot	High School	Land Impr.	8/8/2018	9400	\$10,220.14	\$10,220.14	\$10,220.14	Chagrin Valley Paving
High School Parking Lot	High School	Land Impr.	8/8/2018	9400	\$46,422.82	\$46,422.82	\$46,422.82	Chagrin Valley Paving
District Wide Niagara Automation Sys	District	Building	8/14/2018	9400	\$109,271.70	\$109,271.70	\$109,271.70	Gardiner Service Company
High School and Blvd Security upgrades	HS/Blvd	Building	8/14/2018	9400	\$66,213.78	\$66,213.78	\$66,213.78	Bailey Communications, Inc.
Pilot Classroom Renovations	District	Building	8/18/2018	9400	\$15,916.00	\$15,916.00	\$15,916.00	Sterling Professional Group
High School and Blvd Roof Repair	HS/Blvd	Building	8/18/2018	9400	\$235,580.00	\$235,580.00	\$235,580.00	Lakeland Management Systems Inc
High School Boiler	High School	Building	8/18/2018	9400	\$26,564.80	\$26,564.80	\$26,564.80	DB Johnson Company
Middle School Painting	Middle School	Building	8/18/2018	9400	\$6,565.00	\$6,565.00	\$6,565.00	Kastra, LLC
High School Elevator Modernization	High School	Building	8/18/2018	9400	\$69,299.00	\$69,299.00	\$69,299.00	Lakeland Management Systems Inc
Mercer Classroom Renovation	Mercer	Building	8/18/2018	9400	\$26,942.00	\$26,942.00	\$26,942.00	Lakeland Management Systems Inc
HS Foundation & Wall Repair	High School	Building	8/18/2018	9400	\$85,409.00	\$85,409.00	\$85,409.00	Lakeland Management Systems Inc
ON Foundation & Wall Repair	Onaway	Building	8/18/2018	9400	\$16,115.00	\$16,115.00	\$16,115.00	Lakeland Management Systems Inc

**FY2018 BOND ISSUE**

<b>PROJECT</b>	<b>BUILDING</b>	<b>Land Impr., Building, Vehicles, F&amp;E</b>	<b>CHECK DATE</b>	<b>SPECIAL COST CENTER</b>	<b>ESTIMATED COST</b>	<b>ACTUAL COST MTD</b>	<b>ACTUAL COST TO DATE</b>	<b>CONTRACTOR/ VENDOR</b>
High School Boiler	High School	Building	8/18/2018	9400	\$517,960.00	\$517,960.00	\$517,960.00	ABC Piping, CO.
Middle School Painting	Middle School	Building	8/23/2018	9400	\$157,560.00	\$157,560.00	\$157,560.00	Kastra, LLC
Professional Design Services	District	Building	8/23/2018	9400	\$22,155.00	\$22,155.00	\$22,155.00	Legat Architects, Inc
High School Abatement	High School	Building	8/23/2018	9400	\$26,240.00	\$26,240.00	\$26,240.00	Total Environmental Services
Mercer Abatement	Mercer	Building	8/23/2018	9400	\$4,200.00	\$4,200.00	\$4,200.00	Total Environmental Services
Onaway Parking Lot Design Srv	Onaway	Land Impr.	8/23/2018	9400	\$4,859.07	\$4,859.07	\$4,859.07	Van Auken Akins Architects LLC
ON & HS Parking Lots	Onaway /HS	Land Impr.	9/14/2018	9400	\$17,827.33	\$17,827.33	\$17,827.33	Van Auken Akins Architects LLC
District Automation System	District	Building	9/21/2018	9400	\$51,796.80	\$51,796.80	\$51,796.80	Gardiner Service Company
High School and Blvd Security upgrades	HS/Blvd	Building	9/21/2018	9400	\$13,229.59	\$13,229.59	\$13,229.59	Bailey Communications, Inc.
Onaway Elementary School Roof	Onaway	Building	9/21/2018	9400	\$174,173.95	\$174,173.95	\$174,173.95	Garland/DBS, Inc.
Mercer Classroom Renovation	Mercer	Building	9/21/2018	9400	\$40,051.00	\$40,051.00	\$40,051.00	Lakeland Management Systems Inc
Woodbury Elementary Roof Replacement	Woodbury	Building	9/21/2018	9400	\$573,558.29	\$573,558.29	\$573,558.29	Garland/DBS, Inc.
Pilot Classroom Renovations	District	Building	9/24/2018	9400	\$274,381.26	\$274,381.26	\$274,381.26	Sterling Professional Group
Professional Design Services	District	Building	9/27/2018	9400	\$50,272.64	\$50,272.64	\$50,272.64	Legat Architects, Inc
Woodbury Elementary Roof Replacement	Woodbury	Building	9/30/2018	9400	\$362,041.23	\$362,041.23	\$362,041.23	Garland/DBS, Inc.
High School and Blvd Roof Repair	HS/Blvd	Building	9/30/2018	9400	\$41,725.00	\$41,725.00	\$41,725.00	Lakeland Management Systems Inc
High School South Parking Lot	High School	Land Impr.	9/30/2018	9400	\$3,947.39	\$3,947.39	\$3,947.39	Van Auken Akins Architects LLC
High School Elevator Modernization	High School	Building	9/30/2018	9400	\$32,978.00	\$32,978.00	\$32,978.00	Lakeland Management Systems Inc
Mercer Classroom Renovation	Mercer	Building	9/30/2018	9400	\$8,576.00	\$8,576.00	\$8,576.00	Lakeland Management Systems Inc
Mercer Waterline Replacement	Mercer	Building	9/30/2018	9400	\$80,751.16	\$80,751.16	\$80,751.16	Tap Construction Ltd.
High School Elevator Modernization	High School	Building	9/30/2018	9400	\$21,680.00	\$21,680.00	\$21,680.00	Lakeland Management Systems Inc
High School South Parking Lot	High School	Land Impr.	9/30/2018	9400	\$236,324.82	\$236,324.82	\$236,324.82	Chagrin Valley Paving
Onaway Parking Lot	Onaway	Land Impr.	9/30/2018	9400	\$161,426.63	\$161,426.63	\$161,426.63	Chagrin Valley Paving
High School South Parking Lot	High School	Land Impr.	10/12/2018	9400	\$320.00	\$320.00	\$320.00	Van Auken Akins Architects LLC
Onaway Parking Lot	Onaway	Land Impr.	10/12/2018	9400	\$3,495.25	\$3,495.25	\$3,495.25	Van Auken Akins Architects LLC
District Automation System	District	Building	10/17/2018	9400	\$129,406.50	\$129,406.50	\$129,406.50	Gardiner Service Company
Pilot Classroom Renovations	District	Building	10/17/2018	9400	\$35,993.04	\$35,993.04	\$35,993.04	Sterling Professional Group
High School and Blvd Security upgrades	HS/Blvd	Building	10/17/2018	9400	\$14,769.36	\$14,769.36	\$14,769.36	Bailey Communications, Inc.
HS/ON Foundation & Wall Repair	HS/ON	Land Impr.	10/17/2018	9400	\$23,927.60	\$23,927.60	\$23,927.60	Lakeland Management Systems Inc
Onaway Parking Lot	Onaway	Land Impr.	10/26/2018	9400	\$3,100.00	\$3,100.00	\$3,100.00	Van Auken Akins Architects LLC
Woodbury Elementary Roof Replacement	Woodbury	Building	10/30/2018	9400	\$60,829.12	\$60,829.12	\$60,829.12	Garland/DBS, Inc.
Woodbury Elementary Roof Replacement	Woodbury	Building	10/30/2018	9400	\$13,246.80	\$13,246.80	\$13,246.80	Garland/DBS, Inc.
Onaway Roof Improvement	Onaway	Building	10/30/2018	9400	\$11,905.45	\$11,905.45	\$11,905.45	Garland/DBS, Inc.
HS Roof Improvement	High School	Building	10/30/2018	9400	\$11,000.00	\$11,000.00	\$11,000.00	Lakeland Management Systems Inc
BO Roof Improvement	Boulevard	Building	10/30/2018	9400	\$11,000.00	\$11,000.00	\$11,000.00	Lakeland Management Systems Inc
Security Upgrades	Blvd & HS	Building	12/7/2018	9400	\$14,485.94	\$14,485.94	\$14,485.94	Bailey Communications, Inc.
Niagra Building Automation System	District	Building	12/17/2018	9400	\$44,195.40	\$44,195.40	\$44,195.40	Gardiner Service Company
Niagra Building Automation System	District	Building	12/18/2018	9400	\$36,259.20	\$36,259.20	\$36,259.20	Gardiner Service Company
Fire Alarm System Improvements	High School	Building	12/18/2018	9400	\$72,496.00	\$72,496.00	\$72,496.00	Dial Electric LTD
Professional Design Services	District	Building	12/21/2018	9400	\$30,621.25	\$30,621.25	\$30,621.25	Van Auken Akins Architects LLC
Parking Lot Improve HS & Onaway	HS/ON	Land Impr.	12/7/2018	9400	\$92,195.00	\$92,195.00	\$92,195.00	Chagrin Valley Paving
Professional Design Services	District	Building	1/11/2019	9400	\$5,958.75	\$5,958.75	\$5,958.75	Van Auken Akins Architects LLC
Smoke and Heat Detectors	High School	F&E	1/17/2019	9400	\$165,218.20	\$165,218.20	\$165,218.20	Dial Electric LTD
Boiler Installation	High School	F&E	1/17/2019	9400	\$513,407.84	\$513,407.84	\$513,407.84	ABC Piping, CO.
Exterior Water Line Replacement	Mercer	F&E	1/31/2019	9400	\$41,639.00	\$41,639.00	\$41,639.00	Tap Construction Ltd.
Niagra Building Automation System	District	Building	2/14/2019	9400	\$31,373.10	\$31,373.10	\$31,373.10	Gardiner Service Company
Smoke and Heat Detectors	High School	F&E	2/14/2019	9400	\$72,017.79	\$72,017.79	\$72,017.79	Dial Electric LTD

**FY2018 BOND ISSUE**

<b>PROJECT</b>	<b>BUILDING</b>	<b>Land Impr., Building, Vehicles, F&amp;E</b>	<b>CHECK DATE</b>	<b>SPECIAL COST CENTER</b>	<b>ESTIMATED COST</b>	<b>ACTUAL COST MTD</b>	<b>ACTUAL COST TO DATE</b>	<b>CONTRACTOR/ VENDOR</b>
Parking Lot Improve HS & Onaway	HS/ON	Land Impr.	2/14/2019	9400	\$62,328.64	\$62,328.64	\$62,328.64	Chagrin Valley Paving
Professional Design Services	District	Building	2/21/2019	9400	\$112,866.77	\$112,866.77	\$112,866.77	Van Auken Akins Architects LLC
District Wide replacement of automation	District	F&E	3/7/2019	9400	\$24,334.20	\$24,334.20	\$24,334.20	Gardiner Service Company
Professional Design Services	District	Building	3/26/2019	9400	\$44,674.99	\$44,674.99	\$44,674.99	Van Auken Akins Architects LLC
Project Management Services	District	F&E	3/27/2019	9400	\$2,531.25	\$2,531.25	\$2,531.25	Cleora Management
Project Management Services	District	F&E	3/28/2019	9400	\$7,653.86	\$7,653.86	\$7,653.86	Cleora Management
Security Systems	Administration	F&E	3/29/2019	9400	\$4,890.00	\$4,890.00	\$4,890.00	Gardiner Service Company
Map and Document Sewer	District	F&E	3/29/2019	9400	\$5,950.00	\$5,950.00	\$5,950.00	Lake County Sewer Co.
HS Capital Projects	High School	Land Impr.	3/29/2019	9400	\$3,798.00	\$3,798.00	\$3,798.00	Professional Services
District Wide replacement of automation	District	F&E	3/31/2019	9400	\$8,406.00	\$8,406.00	\$8,406.00	Gardiner Service Company
Fire Alarm System Improvements	High School	F&E	3/31/2019	9400	\$50,185.00	\$50,185.00	\$50,185.00	Dial Electric LTD
Exterior Water Line Replacement	Mercer	F&E	4/7/2019	9400	\$6,943.84	\$6,943.84	\$6,943.84	Tap Construction Ltd.
Survey and utility locating	Boulevard	F&E	4/8/2019	9400	\$9,800.00	\$9,800.00	\$9,800.00	Dempsey Surveying Co.
Survey and utility locating	Lomond	F&E	4/8/2019	9400	\$14,300.00	\$14,300.00	\$14,300.00	Dempsey Surveying Co.
Survey and utility locating	High School	F&E	4/8/2019	9400	\$5,125.00	\$5,125.00	\$5,125.00	Dempsey Surveying Co.
Classroom Furniture	High School	F&E	4/11/2019	9400	\$6,779.50	\$6,779.50	\$6,779.50	Independence Business Supply
Professional Design Services	Boulevard	F&E	4/11/2019	9400	\$5,927.80	\$5,927.80	\$5,927.80	Van Auken Akins Architects LLC
Professional Design Services	Lomond	F&E	4/11/2019	9400	\$11,754.65	\$11,754.65	\$11,754.65	Van Auken Akins Architects LLC
Professional Design Services	High School	F&E	4/11/2019	9400	\$9,049.60	\$9,049.60	\$9,049.60	Van Auken Akins Architects LLC
Professional Design Services	Onaway	F&E	4/11/2019	9400	\$2,988.35	\$2,988.35	\$2,988.35	Van Auken Akins Architects LLC
Professional Design Services	Woodbury	F&E	4/11/2019	9400	\$9,180.00	\$9,180.00	\$9,180.00	Van Auken Akins Architects LLC
Fire Alarm System Improvements	High School	F&E	4/22/2019	9400	\$42,686.00	\$42,686.00	\$42,686.00	Dial Electric LTD
Professional Design Services	High School	F&E	4/22/2019	9400	\$13,343.75	\$13,343.75	\$13,343.75	Legat Architects, Inc
Domestic Waterline Replacement	High School	F&E	4/22/2019	9400	\$25,000.00	\$25,000.00	\$25,000.00	Legat Architects, Inc
Media Center Modernization	High School	F&E	4/22/2019	9400	\$15,680.00	\$15,680.00	\$15,680.00	Legat Architects, Inc
Abatement, Monitoring, Testing and Report.	High School	F&E	4/22/2019	9400	\$7,826.25	\$7,826.25	\$7,826.25	Legat Architects, Inc
Investigate Storm & Sanitary Sewers	Boulevard	F&E	4/23/2019	9400	\$9,500.00	\$9,500.00	\$9,500.00	Lake County Sewer Co.
Investigate Storm & Sanitary Sewers	Mercer	F&E	4/23/2019	9400	\$4,750.00	\$4,750.00	\$4,750.00	Lake County Sewer Co.
Project Management Services	District	F&E	5/13/2019	9400	\$4,228.13	\$4,228.13	\$4,228.13	Cleora Management
Investigate Storm & Sanitary Sewers	Boulevard	F&E	5/13/2019	9400	\$5,950.00	\$5,950.00	\$5,950.00	Lake County Sewer Co.
Project Management Services	District	F&E	5/22/2019	9400	\$6,151.97	\$6,151.97	\$6,151.97	Cleora Management
Soil Boring, Sampling & Analysis	Woodbury	F&E	5/30/2019	9400	\$8,698.00	\$8,698.00	\$8,698.00	Professional Service Industries
Design Servies	Mercer	F&E	5/30/2019	9400	\$7,996.80	\$7,996.80	\$7,996.80	Van Auken Akins Architects LLC
Soil Boring, Sampling & Analysis	Boulevard	F&E	5/31/2019	9400	\$5,994.00	\$5,994.00	\$5,994.00	Professional Service Industries
Survey and Utility Locating	Mercer	F&E	6/12/2019	9400	\$12,000.00	\$12,000.00	\$12,000.00	Dempsey Surveying Co.
Life Safety & IT Room	High School	F&E	6/12/2019	9400	\$40,570.00	\$40,570.00	\$40,570.00	Dial Electric LTD
Professional Design Services	District	F&E	6/30/2019	9400	\$324,943.24	\$324,943.24	\$324,943.24	Van Auken Akins Architects LLC
Project Management Services	District	F&E	7/3/2019	9400	\$1,718.88	\$1,718.88	\$1,718.88	Cleora Management
Permit for work approval	District	Building	7/12/2019	9400	\$875.50	\$875.50	\$875.50	City of Shaker Heights
Professional Design Services	District	F&E	7/31/2019	9400	\$20,150.35	\$20,150.35	\$20,150.35	Van Auken Akins Architects LLC
Fire Alarm System Improvements	High School	F&E	8/1/2019	9400	\$95,823.58	\$95,823.58	\$95,823.58	Dial Electric LTD
Boiler Installation	High School	F&E	8/22/2019	9400	\$152,396.16	\$152,396.16	\$152,396.16	ABC Piping, CO.
Professional Design Services	District	F&E	8/23/2019	9400	\$43,775.34	\$43,775.34	\$43,775.34	Van Auken Akins Architects LLC
District Wide replacement of automation	District	F&E	8/30/2019	9400	\$21,524.00	\$21,524.00	\$21,524.00	Gardiner Service Company
Boiler Installation	High School	F&E	8/30/2019	9400	\$20,240.00	\$20,240.00	\$20,240.00	ABC Piping, CO.
Fire Alarm System Improvements	High School	F&E	8/30/2019	9400	\$43,560.00	\$43,560.00	\$43,560.00	Dial Electric LTD
Professional Design Services	Mercer	F&E	8/30/2019	9400	\$807.18	\$807.18	\$807.18	Van Auken Akins Architects LLC



**FY2018 BOND ISSUE**

<b>PROJECT</b>	<b>BUILDING</b>	<b>Land Impr., Building, Vehicles, F&amp;E</b>	<b>CHECK DATE</b>	<b>SPECIAL COST CENTER</b>	<b>ESTIMATED COST</b>	<b>ACTUAL COST MTD</b>	<b>ACTUAL COST TO DATE</b>	<b>CONTRACTOR/ VENDOR</b>
Project Management Services	District	F&E	8/30/2019	9400	\$20,682.75	\$20,682.75	\$20,682.75	Cleora Management
Professional Design Services	District	F&E	8/31/2019	9400	\$17,011.26	\$17,011.26	\$17,011.26	Van Auken Akins Architects LLC
Materials testing & inspection services	High School	Building	9/19/2019	9400	\$872.50	\$872.50	\$872.50	Professional Service Industries
Fire Alarm System Improvements	High School	F&E	9/26/2019	9400	\$46,278.60	\$46,278.60	\$46,278.60	Dial Electric LTD
Professional Design Services	Onaway	F&E	9/27/2019	9400	\$11,344.65	\$11,344.65	\$11,344.65	Van Auken Akins Architects LLC
Testing & Inspections	Boulevard	Building	9/30/2019	9400	\$3,142.00	\$3,142.00	\$3,142.00	Professional Service Industries
Professional Design Services	District	F&E	9/30/2019	9400	\$41,737.13	\$41,737.13	\$41,737.13	Van Auken Akins Architects LLC
Fire Alarm System Improvements	High School	F&E	9/30/2019	9400	\$41,340.00	\$41,340.00	\$41,340.00	Dial Electric LTD
Construction projects	District	Building	9/30/2019	9400	\$1,882,943.76	\$1,882,943.76	\$1,882,943.76	Gilbane Building Company
Testing and Inspections	Onaway	Building	10/3/2019	9400	\$9,597.00	\$9,597.00	\$9,597.00	Professional Service Industries
Project Management Services	District	Building	10/3/2019	9400	\$12,776.50	\$12,776.50	\$12,776.50	Cleora Management
Construction projects	District	Building	10/21/2019	9400	\$1,363,036.44	\$1,363,036.44	\$1,363,036.44	Gilbane Building Company
Project Management Services	District	Building	10/22/2019	9400	\$4,571.88	\$4,571.88	\$4,571.88	Cleora Management
Testing and Inspections	Boulevard	Building	10/31/2019	9400	\$1,397.00	\$1,397.00	\$1,397.00	Professional Service Industries
Professional Design Services	District	Building	10/31/2019	9400	\$8,960.40	\$8,960.40	\$8,960.40	Van Auken Akins Architects LLC
Construction projects	District	Building	10/31/2019	9400	\$165,997.45	\$165,997.45	\$165,997.45	Gilbane Building Company
Construction projects	District	Building	11/26/2019	9400	\$17,660.67	\$17,660.67	\$17,660.67	Gilbane Building Company
Testing and Inspections	District	Building	11/30/2019	9400	\$6,977.50	\$6,977.50	\$6,977.50	Professional Service Industries
Professional Design Services	District	Building	11/30/2019	9400	\$1,756.25	\$1,756.25	\$1,756.25	Van Auken Akins Architects LLC
Construction projects	District	Building	12/17/2019	9400	\$7,256.41	\$7,256.41	\$7,256.41	Gilbane Building Company
Fire Alarm System Improvements	High School	F&E	12/27/2019	9400	\$23,305.52	\$23,305.52	\$23,305.52	Dial Electric LTD
Professional Design Services	District	Building	1/31/2020	9400	\$11,205.00	\$11,205.00	\$11,205.00	Van Auken Akins Architects LLC
Boiler Installation	High School	F&E	1/31/2020	9400	\$2,950.00	\$2,950.00	\$2,950.00	Gardiner Service Company
Boiler Installation	District	F&E	1/31/2020	9400	\$74,228.10	\$74,228.10	\$74,228.10	Gardiner Service Company
Testing and Inspections	Fernway	Building	1/31/2020	9400	\$91.00	\$91.00	\$91.00	Professional Service Industries
Testing and Inspections	Fernway	Building	1/31/2020	9400	\$3,709.00	\$3,709.00	\$3,709.00	Professional Service Industries
Project Management Services	District	Building	1/21/2020	9400	\$767.25	\$767.25	\$767.25	Cleora Management
Construction projects	District	Building	1/21/2020	9400	\$212,567.56	\$212,567.56	\$212,567.56	Gilbane Building Company
Project Management Services	District	Building	2/28/2020	9400	\$286.00	\$286.00	\$286.00	Cleora Management
Surveying Services	Woodbury	Building	2/28/2020	9400	\$10,500.00	\$10,500.00	\$10,500.00	Dempsey Surveying Co.
Professional Design Services	District	Building	2/28/2020	9400	\$13,685.56	\$13,685.56	\$13,685.56	Van Auken Akins Architects LLC
Construction projects	District	Building	2/28/2020	9400	\$131,510.45	\$131,510.45	\$131,510.45	Gilbane Building Company
Permit for work approval	District	Building	3/31/2020	9400	\$45,624.05	\$45,624.05	\$45,624.05	City of Shaker Heights
Underground Utility Lines	Woodbury	Building	3/13/2020	9400	\$7,800.00	\$7,800.00	\$7,800.00	Ground Penetrating Radar Systems
Professional Design Services	Lomond	Building	3/31/2020	9400	\$8,839.90	\$8,839.90	\$8,839.90	Van Auken Akins Architects LLC
Boiler Installation	High School	F&E	3/16/2020	9400	\$152,233.00	\$152,233.00	\$152,233.00	ABC Piping, CO.
Testing and Inspections	Lomond	Building	4/15/2020	9400	\$417.00	\$417.00	\$417.00	Professional Service Industries
Professional Design Services	District	Building	4/30/2020	9400	\$8,180.50	\$8,180.50	\$8,180.50	Van Auken Akins Architects LLC
Construction projects	District	Building	4/30/2020	9400	\$117,543.69	\$117,543.69	\$117,543.69	Gilbane Building Company
Testing and Inspections	District	Building	5/20/2020	9400	\$8,838.27	\$8,838.27	\$8,838.27	Professional Service Industries
Professional Design Services	District	Building	5/29/2020	9400	\$49,222.75	\$49,222.75	\$49,222.75	Van Auken Akins Architects LLC
Construction projects	District	Building	5/31/2020	9400	\$976,682.13	\$976,682.13	\$976,682.13	Gilbane Building Company
Testing and Inspections	District	Building	6/19/2020	9400	\$1,696.34	\$1,696.34	\$1,696.34	Professional Service Industries
Professional Design Services	District	Building	6/30/2020	9400	\$37,073.75	\$37,073.75	\$37,073.75	Van Auken Akins Architects LLC
Construction projects	District	Building	6/30/2020	9400	\$1,086,910.23	\$1,086,910.23	\$1,086,910.23	Gilbane Building Company
Testing and Inspections	District	Building	6/30/2020	9400	\$2,081.13	\$2,081.13	\$2,081.13	Professional Service Industries
Professional Design Services	District	Building	6/30/2020	9400	\$5,931.25	\$5,931.25	\$5,931.25	Van Auken Akins Architects LLC

**FY2018 BOND ISSUE**

<b>PROJECT</b>	<b>BUILDING</b>	<b>Land Impr., Building, Vehicles, F&amp;E</b>	<b>CHECK DATE</b>	<b>SPECIAL COST CENTER</b>	<b>ESTIMATED COST</b>	<b>ACTUAL COST MTD</b>	<b>ACTUAL COST TO DATE</b>	<b>CONTRACTOR/ VENDOR</b>
HS Gym and Choir Room	High School	Building	7/31/2020	9400	\$61,207.30	\$61,207.30	\$61,207.30	Gardiner Service Company
Construction projects	District	Building	7/31/2020	9400	\$962,405.67	\$962,405.67	\$962,405.67	Gilbane Building Company
Professional Design Services	High School	Building	7/31/2020	9400	\$19,970.40	\$19,970.40	\$19,970.40	Glen D. Ramage Architect Inc.
Testing and Inspections	District	Building	7/31/2020	9400	\$14,562.00	\$14,562.00	\$14,562.00	Professional Service Industries
Machining, Manufacturing Classroom Design	High School	F&E	7/31/2020	9400	\$81,002.80	\$81,002.80	\$81,002.80	Sterling Professional Group
Professional Design Services	District	Building	7/31/2020	9400	\$34,350.00	\$34,350.00	\$34,350.00	Van Auken Akins Architects LLC
Testing and Inspections-Refund	District	Building	7/31/2020	9400	(\$6,337.50)	(\$6,337.50)	(\$6,337.50)	Professional Service Industries
Asbestos Abatement	High School	Building	8/31/2020	9400	\$50,454.16	\$50,454.16	\$50,454.16	Dial Electric LTD
Professional Design Services	District	Building	8/31/2020	9400	\$57,823.78	\$57,823.78	\$57,823.78	Van Auken Akins Architects LLC
Construction projects	District	Building	8/31/2020	9400	\$1,409,614.15	\$1,409,614.15	\$1,409,614.15	Gilbane Building Company
HS Gym and Choir Room	High School	Building	8/31/2020	9400	\$139,378.92	\$139,378.92	\$139,378.92	Gardiner Service Company
MS Paving	Middle School	F&E	8/31/2020	9400	\$32,158.00	\$32,158.00	\$32,158.00	Infinity Paving Company
Remove and Re-Install Electrical Feeder	Boulevard	F&E	9/30/2020	9400	\$30,444.58	\$30,444.58	\$30,444.58	Illuminating Company
Professional Design Services	Mercer	Building	9/30/2020	9400	\$32,643.75	\$32,643.75	\$32,643.75	Van Auken Akins Architects LLC
Construction projects	District	Building	9/30/2020	9400	\$1,288,329.88	\$1,288,329.88	\$1,288,329.88	Gilbane Building Company
Core Sampling	District	Building	9/30/2020	9400	\$14,890.00	\$14,890.00	\$14,890.00	Professional Service Industries
Temp Control System	Middle School	Building	10/28/2020	9400	\$6,500.00	\$6,500.00	\$6,500.00	Gardiner Service Company
HVAC Consulting Fees	District	Building	10/28/2020	9400	\$1,572.50	\$1,572.50	\$1,572.50	Fox Consulting
Gym & Choir Room HVAC Upgrades	High School	Building	10/29/2020	9400	\$111,316.27	\$111,316.27	\$111,316.27	Gardiner Service Company
Soil Sampling-LO&WO	District	Building	10/29/2020	9400	\$818.00	\$818.00	\$818.00	Professional Service Industries
Professional Design Services-LO, ME, MS	District	Building	10/30/2020	9400	\$8,630.00	\$8,630.00	\$8,630.00	Glen D. Ramage Architect Inc.
Machining Room Equipment delivery	High School	F&E	10/30/2020	9400	\$4,600.00	\$4,600.00	\$4,600.00	Shippers Highway Express Inc.
Professional Design Services	District	Building	11/30/2020	9400	\$10,632.50	\$10,632.50	\$10,632.50	Van Auken Akins Architects LLC
Construction projects	District	Building	11/30/2020	9400	\$600,548.04	\$600,548.04	\$600,548.04	Gilbane Building Company
Temp Control System	High School	Building	11/30/2020	9400	\$5,900.00	\$5,900.00	\$5,900.00	Gardiner Service Company
Machining Room	High School	F&E	11/30/2020	9400	\$84,501.00	\$84,501.00	\$84,501.00	Sterling Professional Group
Paving improvements	Lomond	Land Impr.	12/10/2020	9400	\$43,425.00	\$43,425.00	\$43,425.00	Cunningham Paving Company
Paving improvements	Mercer	Land Impr.	12/10/2020	9400	\$33,237.00	\$33,237.00	\$33,237.00	Cunningham Paving Company
HVAC Consulting Fees	District	Building	12/10/2020	9400	\$1,575.00	\$1,575.00	\$1,575.00	Fox Consulting
HS Gym & Choir Room	High School	F&E	12/31/2020	9400	\$93,104.51	\$93,104.51	\$93,104.51	Gardiner Service Company
HS North Gym Lighting	High School	F&E	12/23/2020	9400	\$10,500.00	\$10,500.00	\$10,500.00	Hidden Valley Electric Inc
Professional Design Services	District	Building	12/31/2020	9400	\$9,352.46	\$9,352.46	\$9,352.46	Van Auken Akins Architects LLC
Steam Trap Replacement	Lomond	F&E	1/22/2021	9400	\$17,990.00	\$17,990.00	\$17,990.00	Comfort Systems
South Gym Lighting Repairs	High School	F&E	1/29/2021	9400	\$34,660.00	\$34,660.00	\$34,660.00	Hidden Valley Electric Inc
Construction projects	District	Building	1/31/2021	9400	\$406,282.04	\$406,282.04	\$406,282.04	Gilbane Building Company
Project Management Services	Boulevard	Building	2/23/2021	9400	\$195.20	\$195.20	\$195.20	Cleora Management
Project Management Services	Woodbury	Building	2/23/2021	9400	\$229.57	\$229.57	\$229.57	Cleora Management
Project Management Services	Lomond	Building	2/23/2021	9400	\$68.73	\$68.73	\$68.73	Cleora Management
Construction Projects	District	Building	2/23/2021	9400	\$467,756.50	\$467,756.50	\$467,756.50	Gilbane Building Company
Professional Design Services	High School	Building	2/28/2021	9400	\$75.00	\$75.00	\$75.00	Van Auken Akins Architects LLC
Professional Design Services	Woodbury	Building	2/28/2021	9400	\$187.50	\$187.50	\$187.50	Van Auken Akins Architects LLC
Correct Pay Apps	District	Building	2/28/2021	9400	(\$539,943.34)	(\$539,943.34)	(\$539,943.34)	Gilbane Building Company
Aug 2020 Correction	District	Building	2/28/2021	9400	(\$17,176.28)	(\$17,176.28)	(\$17,176.28)	Van Auken Akins Architects LLC
Metals Lab Mechanical Design Fees	District	Building	3/12/2021	9400	\$9,262.50	\$9,262.50	\$9,262.50	Fox Consulting
Woodbury Piping	Woodbury	F&E	3/31/2021	9400	\$116,697.77	\$116,697.77	\$116,697.77	ABC Piping, CO.
<b>RedTree Fees</b>								

**FY2018 BOND ISSUE**

<b>PROJECT</b>	<b>BUILDING</b>	<b>Land Impr., Building, Vehicles, F&amp;E</b>	<b>CHECK DATE</b>	<b>SPECIAL COST CENTER</b>	<b>ESTIMATED COST</b>	<b>ACTUAL COST MTD</b>	<b>ACTUAL COST TO DATE</b>	<b>CONTRACTOR/ VENDOR</b>
RedTree Investment Fees	District		5/31/2018	9400	\$703.00	\$703.00	\$703.00	RedTree Investment
RedTree Investment Fees	District		6/30/2018	9400	\$1,056.33	\$1,056.33	\$1,056.33	RedTree Investment
RedTree Investment Fees	District		7/31/2018	9400	\$1,015.76	\$1,015.76	\$1,015.76	RedTree Investment
RedTree Investment Fees	District		8/31/2018	9400	\$1,027.95	\$1,027.95	\$1,027.95	RedTree Investment
RedTree Investment Fees	District		9/30/2018	9400	\$1,036.74	\$1,036.74	\$1,036.74	RedTree Investment
RedTree Investment Fees	District		10/31/2018	9400	\$1,038.09	\$1,038.09	\$1,038.09	RedTree Investment
RedTree Investment Fees	District		11/30/2018	9400	\$764.52	\$764.52	\$764.52	RedTree Investment
RedTree Investment Fees	District		12/31/2018	9400	\$763.97	\$763.97	\$763.97	RedTree Investment
RedTree Investment Fees	District		1/31/2019	9400	\$759.72	\$759.72	\$759.72	RedTree Investment
RedTree Investment Fees	District		2/28/2019	9400	\$771.55	\$771.55	\$771.55	RedTree Investment
RedTree Investment Fees	District		3/31/2019	9400	\$761.97	\$761.97	\$761.97	RedTree Investment
RedTree Investment Fees	District		4/30/2019	9400	\$763.32	\$763.32	\$763.32	RedTree Investment
RedTree Investment Fees	District		5/31/2019	9400	\$764.63	\$764.63	\$764.63	RedTree Investment
RedTree Investment Fees	District		6/30/2019	9400	\$691.69	\$691.69	\$691.69	RedTree Investment
RedTree Investment Fees	District		7/31/2019	9400	\$689.79	\$689.79	\$689.79	RedTree Investment
RedTree Investment Fees	District		8/31/2019	9400	\$689.43	\$689.43	\$689.43	RedTree Investment
RedTree Investment Fees	District		9/30/2019	9400	\$689.98	\$689.98	\$689.98	RedTree Investment
RedTree Investment Fees	District		10/31/2019	9400	\$690.91	\$690.91	\$690.91	RedTree Investment
RedTree Investment Fees	District		11/30/2019	9400	\$691.92	\$691.92	\$691.92	RedTree Investment
RedTree Investment Fees	District		12/31/2019	9400	\$692.69	\$692.69	\$692.69	RedTree Investment
RedTree Investment Fees	District		1/31/2020	9400	\$469.12	\$469.12	\$469.12	RedTree Investment
RedTree Investment Fees	District		2/28/2020	9400	\$469.77	\$469.77	\$469.77	RedTree Investment
RedTree Investment Fees	District		3/31/2020	9400	\$466.08	\$466.08	\$466.08	RedTree Investment
RedTree Investment Fees	District		4/30/2020	9400	\$427.56	\$427.56	\$427.56	RedTree Investment
RedTree Investment Fees	District		5/31/2020	9400	\$428.33	\$428.33	\$428.33	RedTree Investment
RedTree Investment Fees	District		6/30/2020	9400	\$364.54	\$364.54	\$364.54	RedTree Investment
RedTree Investment Fees	District		7/31/2020	9400	\$309.01	\$309.01	\$309.01	RedTree Investment
RedTree Investment Fees	District		8/31/2020	9400	\$255.40	\$255.40	\$255.40	RedTree Investment
RedTree Investment Fees	District		9/30/2020	9400	\$257.59	\$257.59	\$257.59	RedTree Investment
RedTree Investment Fees	District		10/31/2020	9400	\$94.42	\$94.42	\$94.42	RedTree Investment
RedTree Investment Fees	District		11/30/2020	9400	\$93.03	\$93.03	\$93.03	RedTree Investment
RedTree Investment Fees	District		12/31/2020	9400	\$52.26	\$52.26	\$52.26	RedTree Investment
RedTree Investment Fees	District		1/31/2021	9400	\$28.31	\$28.31	\$28.31	RedTree Investment
RedTree Investment Fees	District		2/28/2021	9400	\$29.01	\$29.01	\$29.01	RedTree Investment
RedTree Investment Fees	District		3/31/2021	9400	\$28.39	\$28.39	\$28.39	RedTree Investment
<b><u>FY18 BANs \$9.9MM - SCC 9401</u></b>								
Woodbury Piping	Woodbury	F&E	3/31/2021	9401	\$40,202.23	\$40,202.23	\$40,202.23	ABC Piping, CO.
Bond Projects	District	Building	4/30/2021	9401	\$2,812.50	\$2,812.50	\$2,812.50	Van Auken Akins Architects LLC
Main Entrance Replacement	Middle School	Building	5/21/2021	9401	\$20,500.00	\$20,500.00	\$20,500.00	Capital Aluminum & Glass Corp
Capital Projects	District	Building	5/21/2021	9401	\$15,228.95	\$15,228.95	\$15,228.95	Gilbane Building Company
Capital Projects	Boulevard	Building	5/31/2021	9401	\$25,100.00	\$25,100.00	\$25,100.00	Capital Aluminum & Glass Corp
Capital Projects	District	Building	6/30/2021	9401	\$35,860.40	\$35,860.40	\$35,860.40	Gilbane Building Company
Architectual Services	District	Building	6/17/2021	9401	\$7,340.00	\$7,340.00	\$7,340.00	Glen D. Ramage Architect Inc.
Master Planning Project	District	Building	6/30/2021	9401	\$5,000.00	\$5,000.00	\$5,000.00	Project Management Consultants
Bond Projects	District	Building	6/30/2021	9401	\$375.00	\$375.00	\$375.00	Van Auken Akins Architects LLC
Steam Traps Project	Middle School	Building	6/30/2021	9401	\$839.39	\$839.39	\$839.39	Woodhill Supply

**FY2018 BOND ISSUE**

<b>PROJECT</b>	<b>BUILDING</b>	<b>Land Impr., Building, Vehicles, F&amp;E</b>	<b>CHECK DATE</b>	<b>SPECIAL COST CENTER</b>	<b>ESTIMATED COST</b>	<b>ACTUAL COST MTD</b>	<b>ACTUAL COST TO DATE</b>	<b>CONTRACTOR/ VENDOR</b>
Bond Projects-correction	District	Building	6/30/2021	9401	(\$5,270.31)	(\$5,270.31)	(\$5,270.31)	Van Auken Akins Architects LLC
Steam Traps Project	Middle School	Building	6/30/2021	9401	\$22,282.58	\$22,282.58	\$22,282.58	Woodhill Supply
Bond Projects Adj	District	Building	6/30/2021	9401	\$447,358.74	\$447,358.74	\$447,358.74	Gilbane Building Company
Bond Projects Adj	District	Building	6/30/2021	9401	\$48,385.64	\$48,385.64	\$48,385.64	Gilbane Building Company
Master Planning Project	District	Building	7/30/2021	9401	\$5,000.00	\$5,000.00	\$5,000.00	Project Management Consultants
Master Planning Project	District	Building	7/31/2021	9401	\$5,000.00	\$5,000.00	\$5,000.00	Project Management Consultants
Master Planning Project	District	Building	8/25/2021	9401	\$5,000.00	\$5,000.00	\$5,000.00	Project Management Consultants
Bond Projects	District	Building	8/31/2021	9401	\$1,818.75	\$1,818.75	\$1,818.75	Van Auken Akins Architects LLC
Master Planning Project	District	Building	9/20/2021	9401	\$5,000.00	\$5,000.00	\$5,000.00	Project Management Consultants
Paving Projects	District	Building	10/18/2021	9401	\$108,600.30	\$108,600.30	\$108,600.30	North Coast Paving Company
Legal Services-Master Planning	District	Building	10/21/2021	9401	\$4,752.00	\$4,752.00	\$4,752.00	Thompson Hine LLP
Bond Projects	District	Building	10/26/2021	9401	\$1,500.00	\$1,500.00	\$1,500.00	Van Auken Akins Architects LLC
Bond Projects	District	Building	11/22/2021	9401	\$518.76	\$518.76	\$518.76	Van Auken Akins Architects LLC
Master Planning Project	District	Building	12/22/2021	9401	\$5,000.00	\$5,000.00	\$5,000.00	Project Management Consultants
Master Planning Project-Reimbursement	District	Building	12/31/2021	9401	(\$5,000.00)	(\$5,000.00)	(\$5,000.00)	SH Public Library
Master Planning Project	District	Building	1/13/2022	9401	\$5,000.00	\$5,000.00	\$5,000.00	Project Management Consultants
Bond Projects	Middle School	Building	1/13/2022	9401	\$475.00	\$475.00	\$475.00	Van Auken Akins Architects LLC
Master Planning Project	District	Building	2/11/2022	9401	\$5,000.00	\$5,000.00	\$5,000.00	Project Management Consultants
Paving Projects	District	Building	2/10/2022	9401	\$106,552.80	\$106,552.80	\$106,552.80	North Coast Paving Company
Master Planning Project	District	Building	4/14/2022	9401	\$5,000.00	\$5,000.00	\$5,000.00	Project Management Consultants
Reclass Fd001 exp to Fd004	Mercer	Building	5/31/2022	9401	\$61,585.00	\$61,585.00	\$61,585.00	Journal Entry
Reclass Fd001 exp to Fd004	Onaway	Building	5/31/2022	9401	\$41,515.00	\$41,515.00	\$41,515.00	Journal Entry
Reclass Fd001 exp to Fd004	Middle School	Building	5/31/2022	9401	\$378,536.22	\$378,536.22	\$378,536.22	Journal Entry
Reclass Fd001 exp to Fd004	Woodbury	Building	5/31/2022	9401	\$65,461.00	\$65,461.00	\$65,461.00	Journal Entry
Reclass Fd001 exp to Fd004	Mercer	Building	5/31/2022	9401	\$58,479.00	\$58,479.00	\$58,479.00	Journal Entry
Reclass Fd001 exp to Fd004	District	Building	5/31/2022	9401	\$17,994.50	\$17,994.50	\$17,994.50	Journal Entry
Reclass Fd001 exp to Fd004	District	Building	5/31/2022	9401	\$10,775.00	\$10,775.00	\$10,775.00	Journal Entry
Bus Garage & DLMO Roof	District	Building	6/23/2022	9401	\$468,563.51	\$468,563.51	\$468,563.51	Garland/DBS Inc.
Paving Projects	District	Building	6/30/2022	9401	\$23,905.90	\$23,905.90	\$23,905.90	North Coast Paving Company
Master Planning Project	District	Building	6/30/2022	9401	\$15,000.00	\$15,000.00	\$15,000.00	Project Management Consultants
Master Planning Project	District	Building	6/30/2022	9401	\$24,591.25	\$24,591.25	\$24,591.25	Van Auken Akins Architects LLC
Bond Projects	Boulevard	Building	6/30/2022	9401	\$4,597.39	\$4,597.39	\$4,597.39	Journal Entry
Bond Projects	Fernway	Building	6/30/2022	9401	\$9,145.00	\$9,145.00	\$9,145.00	Journal Entry
Bond Projects	Lomond	Building	6/30/2022	9401	\$11,193.00	\$11,193.00	\$11,193.00	Journal Entry
Bond Projects	Mercer	Building	6/30/2022	9401	\$6,450.00	\$6,450.00	\$6,450.00	Journal Entry
Bond Projects	Onaway	Building	6/30/2022	9401	\$36,222.29	\$36,222.29	\$36,222.29	Journal Entry
Bond Projects	Woodbury	Building	6/30/2022	9401	\$192,150.69	\$192,150.69	\$192,150.69	Journal Entry
Bond Projects	Middle School	Building	6/30/2022	9401	\$48,140.98	\$48,140.98	\$48,140.98	Journal Entry
Bond Projects	High School	Building	6/30/2022	9401	\$128,140.00	\$128,140.00	\$128,140.00	Journal Entry
Bond Projects	Transportation	Building	6/30/2022	9401	\$12,104.00	\$12,104.00	\$12,104.00	Journal Entry
Bond Projects	Service Center	Building	6/30/2022	9401	\$10,343.00	\$10,343.00	\$10,343.00	Journal Entry
Bond Projects	Bldgs & Grnds	Building	6/30/2022	9401	\$311,249.48	\$311,249.48	\$311,249.48	Journal Entry
Bond Projects	Admin	Building	6/30/2022	9401	\$2,250.00	\$2,250.00	\$2,250.00	Journal Entry
Bond Projects	Security	Building	6/30/2022	9401	\$112,882.77	\$112,882.77	\$112,882.77	Journal Entry
Bond Projects	Woodbury	Building	6/30/2022	9401	(\$41,559.57)	(\$41,559.57)	(\$41,559.57)	Journal Entry
Bond Projects	Admin	Building	6/30/2022	9401	(\$267.50)	(\$267.50)	(\$267.50)	Journal Entry
Master Planning Project	District	Building	6/30/2022	9401	(\$27,500.00)	(\$27,500.00)	(\$27,500.00)	Forward Together Billing



**FY2018 BOND ISSUE**

<b>PROJECT</b>	<b>BUILDING</b>	<b>Land Impr., Building, Vehicles, F&amp;E</b>	<b>CHECK DATE</b>	<b>SPECIAL COST CENTER</b>	<b>ESTIMATED COST</b>	<b>ACTUAL COST MTD</b>	<b>ACTUAL COST TO DATE</b>	<b>CONTRACTOR/ VENDOR</b>
Paving Projects	District	Building	6/30/2022	9401	(\$87,268.75)	(\$87,268.75)	(\$87,268.75)	North Coast Paving Company
Bond Projects	Admin	Building	7/31/2022	9401	\$114,768.75	\$114,768.75	\$114,768.75	Journal Entry
<b>Declaration of Intent</b>								
MS Roof Replacement	Middle School	Building	12/29/2017	9401	\$1,588,550.55	\$1,588,550.55	\$1,588,550.55	Garland/DBS, Inc.
MS Cafeteria Ceiling Replacement	Middle School	Building	12/29/2017	9401	\$107,500.00	\$107,500.00	\$107,500.00	Engelke, Inc.
Architectural Services	District	Building	12/29/2017	9401	\$47,000.00	\$47,000.00	\$47,000.00	Legat KingScott, Inc.
<b>RedTree Fees</b>								
RedTree Investment Fees	District		1/31/2018	9401	\$62.47	\$62.47	\$62.47	RedTree Investment
RedTree Investment Fees	District		2/28/2018	9401	\$491.09	\$491.09	\$491.09	RedTree Investment
RedTree Investment Fees	District		3/31/2018	9401	\$465.93	\$465.93	\$465.93	RedTree Investment
RedTree Investment Fees	District		4/30/2018	9401	\$453.38	\$453.38	\$453.38	RedTree Investment
RedTree Investment Fees	District		5/31/2018	9401	\$429.61	\$429.61	\$429.61	RedTree Investment
RedTree Investment Fees	District		6/30/2018	9401	\$430.38	\$430.38	\$430.38	RedTree Investment
RedTree Investment Fees	District		7/31/2018	9401	\$430.79	\$430.79	\$430.79	RedTree Investment
RedTree Investment Fees	District		8/31/2018	9401	\$435.64	\$435.64	\$435.64	RedTree Investment
RedTree Investment Fees	District		9/30/2018	9401	\$439.49	\$439.49	\$439.49	RedTree Investment
RedTree Investment Fees	District		10/31/2018	9401	\$440.07	\$440.07	\$440.07	RedTree Investment
RedTree Investment Fees	District		11/30/2018	9401	\$440.55	\$440.55	\$440.55	RedTree Investment
RedTree Investment Fees	District		12/31/2018	9401	\$440.26	\$440.26	\$440.26	RedTree Investment
RedTree Investment Fees	District		1/31/2019	9401	\$446.85	\$446.85	\$446.85	RedTree Investment
RedTree Investment Fees	District		2/28/2019	9401	\$453.86	\$453.86	\$453.86	RedTree Investment
RedTree Investment Fees	District		3/31/2019	9401	\$448.27	\$448.27	\$448.27	RedTree Investment
RedTree Investment Fees	District		4/30/2019	9401	\$448.93	\$448.93	\$448.93	RedTree Investment
RedTree Investment Fees	District		5/31/2019	9401	\$449.58	\$449.58	\$449.58	RedTree Investment
RedTree Investment Fees	District		6/30/2019	9401	\$450.50	\$450.50	\$450.50	RedTree Investment
RedTree Investment Fees	District		7/31/2019	9401	\$451.36	\$451.36	\$451.36	RedTree Investment
RedTree Investment Fees	District		8/31/2019	9401	\$451.12	\$451.12	\$451.12	RedTree Investment
RedTree Investment Fees	District		9/30/2019	9401	\$451.47	\$451.47	\$451.47	RedTree Investment
RedTree Investment Fees	District		10/31/2019	9401	\$452.07	\$452.07	\$452.07	RedTree Investment
RedTree Investment Fees	District		11/30/2019	9401	\$452.75	\$452.75	\$452.75	RedTree Investment
RedTree Investment Fees	District		12/31/2019	9401	\$453.33	\$453.33	\$453.33	RedTree Investment
RedTree Investment Fees	District		1/31/2020	9401	\$462.51	\$462.51	\$462.51	RedTree Investment
RedTree Investment Fees	District		2/29/2020	9401	\$463.13	\$463.13	\$463.13	RedTree Investment
RedTree Investment Fees	District		3/31/2020	9401	\$459.39	\$459.39	\$459.39	RedTree Investment
RedTree Investment Fees	District		4/30/2020	9401	\$455.86	\$455.86	\$455.86	RedTree Investment
RedTree Investment Fees	District		5/31/2020	9401	\$456.36	\$456.36	\$456.36	RedTree Investment
RedTree Investment Fees	District		6/30/2020	9401	\$456.53	\$456.53	\$456.53	RedTree Investment
RedTree Investment Fees	District		7/31/2020	9401	\$463.12	\$463.12	\$463.12	RedTree Investment
RedTree Investment Fees	District		8/31/2020	9401	\$468.71	\$468.71	\$468.71	RedTree Investment
RedTree Investment Fees	District		9/30/2020	9401	\$472.75	\$472.75	\$472.75	RedTree Investment
RedTree Investment Fees	District		10/31/2020	9401	\$160.08	\$160.08	\$160.08	RedTree Investment
RedTree Investment Fees	District		11/30/2020	9401	\$157.72	\$157.72	\$157.72	RedTree Investment
RedTree Investment Fees	District		12/31/2020	9401	\$157.71	\$157.71	\$157.71	RedTree Investment
RedTree Investment Fees	District		1/31/2021	9401	\$161.20	\$161.20	\$161.20	RedTree Investment

**FY2018 BOND ISSUE**

<b>PROJECT</b>	<b>BUILDING</b>	<b>Land Impr., Building, Vehicles, F&amp;E</b>	<b>CHECK DATE</b>	<b>SPECIAL COST CENTER</b>	<b>ESTIMATED COST</b>	<b>ACTUAL COST MTD</b>	<b>ACTUAL COST TO DATE</b>	<b>CONTRACTOR/ VENDOR</b>
RedTree Investment Fees	District		2/28/2021	9401	\$165.21	\$165.21	\$165.21	RedTree Investment
RedTree Investment Fees	District		3/31/2021	9401	\$161.68	\$161.68	\$161.68	RedTree Investment
RedTree Investment Fees	District		4/30/2021	9401	\$158.67	\$158.67	\$158.67	RedTree Investment
RedTree Investment Fees	District		5/31/2021	9401	\$24.36	\$24.36	\$24.36	RedTree Investment
RedTree Investment Fees	District		6/30/2021	9401	\$24.37	\$24.37	\$24.37	RedTree Investment
RedTree Investment Fees	District		7/31/2021	9401	\$23.21	\$23.21	\$23.21	RedTree Investment
RedTree Investment Fees	District		8/31/2021	9401	\$23.21	\$23.21	\$23.21	RedTree Investment
RedTree Investment Fees	District		9/30/2021	9401	\$23.22	\$23.22	\$23.22	RedTree Investment
RedTree Investment Fees	District		10/31/2021	9401	\$23.22	\$23.22	\$23.22	RedTree Investment
RedTree Investment Fees	District		11/30/2021	9401	\$23.22	\$23.22	\$23.22	RedTree Investment
RedTree Investment Fees	District		12/31/2021	9401	\$23.22	\$23.22	\$23.22	RedTree Investment
<b>Total FY2018 BONDS</b>							<b>\$25,525,595.39</b>	

**SCC:** 9400-9401 FY2018 Bonds

**SHAKER HEIGHTS CITY SCHOOL DISTRICT  
FUND 004  
CAPITAL PROJECT EXPENDITURES**

**December 31, 2022**

		FUNDING SOURCE			
		BOND	NON-BOND SOURCES		FUND 004 GRAND TOTALS
		2018 BOND ISSUE	Other	SSF Projects	
		SCC 9400-9401	SCC 9121, 9150, 9169-9171, 9178, 9181, 9314, 9316, 9620	SCC's 9164-9168, 9182, 9315	
Allocation		\$25,525,595.39	\$31,887,011.82	\$2,482,169.96	
Spent to Date		25,525,595.39	31,410,791.82	2,475,740.82	\$59,894,777.17 \$0.00
Allocation Available		0.00	476,220.00	6,429.14	\$59,412,128.03 \$0.00
less Outstanding Encumbrances		0.00	0.00	5,030.01	\$482,649.14 \$0.00
Fund Balance Available		\$0.00	\$476,220.00	\$1,399.13	\$5,030.01 \$0.00
					\$477,619.13 \$0.00

**Cash Reconciliation:**

Beginning of Month Cash	\$479,759.48
Receipts	2,889.66
(Disbursements)	0.00
End of Month Cash	<u>\$482,649.14</u>
	\$0.00

	A	B	C	D	E	F	G	H	I	J	K	L	M	N	O	P
1	SHAKER HEIGHTS CITY SCHOOL DISTRICT															
2	FUND 004															
3	SOURCE OF FUNDING															
4																
5	December 31, 2022															
6																
7																
8																
9	Source of Funding:	2004 Bond Issue	FY2012 & prior	FY2013	FY2014	FY2015	FY2016	FY2017	FY2018	FY2019	FY2020	FY2021	FY2022	FY2023	Total	
10	Bond Issuances															
11	Bond Anticipation Notes - Dec '04	\$0.00													\$0.00	
12	Bonds-Series 2005 - April '05	0.00													\$0.00	
13	Bond Anticipation Notes - Dec '06	0.00													\$0.00	
14	Bonds-Series 2007 - April '07	0.00													\$0.00	
15	Bond Anticipation Notes - June '08	0.00													\$0.00	
16	Bonds-Series 2008 - November '08	0.00													\$0.00	
17	BANs-Jul '12-Track and Turf Field - Unvoted Debt			0.00											\$0.00	
18	BANs-Jul '12-HB 264 - Energy Conservation			0.00											\$0.00	
19	Bond-Series 2012 - October '12-Buses			0.00											\$0.00	
20	FY2018 Bond Issuance - Dec '17, Apr '18								30,000,000.00	0.00	-5,700,000.00	2,549.15	1,477.88		\$24,304,027.03	
21	Interest Income-FY2018 Bond Issuance								41,569.44	595,435.74	491,040.78	87,196.69	6,325.71	0.00	\$1,221,568.36	
22	Fernway Fire Allocation Adj-June 2020										5,700,000.00	-2,549.15	-1,477.88		\$5,695,972.97	
23	Fernway Fire Insurance Proceeds										11,140,590.26	1,644,250.00	1,579,293.08	0.00	\$14,364,133.34	
24	Non-Bond SCC Fund Bal.12/31/04		\$1,072,133.22												\$1,072,133.22	
25	Reimb.of Declaration of Intent		796,692.21												\$796,692.21	
26	Facility Fees		600,000.00												\$600,000.00	
27	Interest Income		1,205,736.40	2,085.30	326.54	1,438.01	6,196.16	4,713.45	7,769.14	0.00	0.00	0.00	0.00	0.00	\$1,228,265.00	
28	Bus Sales					1,500.00	0.00	0.00	0.00	0.00	0.00	0.00	0.00	0.00	\$1,500.00	
29	Bus Note Issuances		3,348,318.70												\$3,348,318.70	
30	Pyrmnt in Lieu of Taxes		689,742.19												\$689,742.19	
31	Woodbury LOLA Project Contrib.		3,132.49												\$3,132.49	
32	Gas well		45,073.46	1,071.10	2,236.54	664.29	833.46	569.24	1,390.64	473.57	227.02	368.30	0.00	418.42	\$53,326.04	
33	Auction Proceeds														\$67,949.47	
34	T-mobile Rental		106,640.00	24,966.00	26,220.00	26,220.00	26,220.00	26,220.00	28,710.90	30,153.00	32,665.75	30,153.00	30,153.00	13,166.81	\$401,488.46	
35	Towerpoint Rental												10.00		\$10.00	
36	Clearwire/Sprint Rental		42,265.33	25,267.96	23,840.52	26,741.21	27,543.48	28,369.73	29,220.84	30,097.48	31,000.43	50,745.36	0.00	0.00	\$315,092.34	
37	SSF Project/Contribution Funds		1,593,484.08	150,535.24	53,314.55	15,400.27	105,936.77	63,213.89	1,603.00	47,467.91	1,311.85	136,549.22	75,328.18	8,370.00	\$2,252,514.96	\$0.00
38	SSF Project-Planetarium-HNB				50,000.00										\$50,000.00	
39	SSF Project-Online Learning Center					93,900.00	0.00	0.00	0.00	0.00					\$93,900.00	
40	SSF Project-Hot Spots-Pandemic										20,755.00	5,000.00	0.00	0.00	\$25,755.00	
41	SSF FE Playground											175,000.00	1,477.88	0.00	\$176,477.88	
42	Huntington Bank Planetarium Donation				75,000.00										\$75,000.00	
43	Huntington Bank PLC Donation					15,000.00	15,000.00	15,000.00	15,000.00	0.00	0.00	0.00	0.00	0.00	\$60,000.00	
44	City Reimb-repair of BB field(5/07)		24,020.00												\$24,020.00	
45	Insurance Proceeds		254,323.66	8,342.81	2,362.56	18,244.88	0.00	2,539.29	6,469.86	139,807.72	66,717.01	0.00	2,191.52	0.00	\$500,999.31	
46	Asbestos Litigation Settlement		13,441.51												\$13,441.51	
47	PEP Repair of Ludlow		50,801.00												\$50,801.00	
48	PTO Reimbursement		43,306.66		6,998.00		7,000.00	10,500.00	0.00	7,318.54	0.00	0.00	0.00	0.00	\$75,123.20	
49	First Energy Rebate for Energy Savings (HB264)				57,128.00										\$57,128.00	
50	Transfer fr. Fd1 (offset unused HB264 \$'s xfer fr. Fd4 to Fd2)				236,264.49										\$236,264.49	
51	Transfer fr. Fd1 (OfficeMax & Medicaid)				2,000,000.00										\$2,000,000.00	
52	USTA							20,000.00	0.00	0.00	0.00	0.00	0.00	0.00	\$20,000.00	
53	FE Fire Library Grant										20,000.00	0.00	0.00	0.00	\$20,000.00	
54																
55	TOTALS	\$0.00	\$9,889,110.91	\$212,268.41	\$2,533,691.20	\$199,108.66	\$188,729.87	\$171,125.60	\$30,131,733.82	\$11,991,344.22	\$2,307,967.84	\$2,064,305.65	\$115,486.29	\$89,904.70	\$59,894,777.17	\$0.00
56														\$0.00		
57																
58																